

December 2012 • Issue #426

AMSTATNEWS

The Membership Magazine of the American Statistical Association • <http://magazine.amstat.org>


Annual Internship Listing



ALSO:

AAAS + Statistics = U

**ASA Census at
School** Program
Hits 10,000-Student
Milestone



**StatSoft®***Making the World More Productive™*

To: CEOs of US Software Companies
 From: Paul Lewicki, CEO, StatSoft, Inc.
 Date: October 22, 2012
 Re: Aid for European Struggling Economies

Dear Colleagues,

As some of you may know, StatSoft has launched a program to offer free Enterprise Business Analytics software to struggling companies in Greece, Portugal, and Spain with the intent to help the economy in these developed and, until only recently, thriving nations, where now 25% of the population cannot afford the most basic necessities such as adequate nutrition or health care.

I invite you to join this initiative, which will not only reduce human suffering, but also have global, long-term benefits of reducing the risk to the Euro and the global economic system.

In our (software) industry, we are in a unique position to help tremendously those companies that are now in the paradoxical situation where (a) their highly educated workforce and developed infrastructure is prepared to greatly benefit from software designed to increase productivity and international competitiveness, but (b) their lack of credit prevents them from making any investments and acquiring the critical tools (software) that would radically increase their chances for a quick recovery.

These companies need not only the Advanced Analytics software that StatSoft is providing; they also need software for database management, enterprise resource planning, factory automation, and many other software tools and solutions.

The anticipated (caused by this program) loss of revenue for our industry from these cash strapped nations will be - in the case of most midsize software companies - limited to just a few million dollars; but, the "Return" on this small "Investment" in terms of the social and global benefits is virtually priceless given the depth of that economic calamity.

I have had discussions with my counterparts at several large software companies. While all of them understood the benefits, they raised concerns regarding the significant and unbudgeted cost involved in supporting this initiative, but there are a number of creative ways in which these costs can be reduced. We at StatSoft have developed some of them, and we are happy to share our ideas with you.

Also, we do not recommend that the free software offer be unconditional (e.g., multinational companies are excluded from the StatSoft program), and your company should include its own limitations. The time to act is now; if we wait until the next fiscal year, it may be simply too late.

I am looking forward to hearing from you and working with you on this initiative where every party involved will be a real winner.

Paul Lewicki

Paul Lewicki, CEO
 StatSoft, Inc.

**StatSoft®**

2300 East 14th Street • Tulsa, OK 74104 • USA • (918) 749-1119 • info@statsoft.com • www.statsoft.com

Australia: StatSoft Pacific Pty Ltd
 Brazil: StatSoft South America Ltda
 Bulgaria: StatSoft Bulgaria Ltd
 Chile: StatSoft South America Ltda
 China: StatSoft China

Czech Rep.: StatSoft Czech Rep. s.r.o.
 France: StatSoft France
 Germany: StatSoft GmbH
 Hungary: StatSoft Hungary Ltd
 India: StatSoft India Pvt. Ltd

Israel: StatSoft Israel Ltd
 Italy: StatSoft Italia srl
 Japan: StatSoft Japan Inc.
 Korea: StatSoft South Korea
 Netherlands: StatSoft Benelux

Norway: StatSoft Norway AS
 Poland: StatSoft Polska Sp. z o.o.
 Portugal: StatSoft Iberica Lda
 Russia: StatSoft Russia
 S. Africa: StatSoft S. Africa (Pty) Ltd

Spain: StatSoft Iberica Lda
 Sweden: StatSoft Scandinavia AB
 Taiwan: StatSoft Taiwan
 UAE/Egypt: StatSoft Middle East
 United Kingdom: StatSoft Ltd

AMSTATNEWS

DECEMBER 2012 • ISSUE #426

Executive Director

Ron Wasserstein: ron@amstat.org

Associate Executive Director and Director of Operations

Stephen Porzio: steve@amstat.org

Director of Science Policy

Steve Pierson: pierson@amstat.org

Director of Education

Rebecca Nichols: rebecca@amstat.org

Managing Editor

Megan Murphy: megan@amstat.org

Production Coordinators/Graphic Designers

Melissa Muko Gotherman: melissa@amstat.org

Kathryn Wright: kathryn@amstat.org

Publications Coordinator

Val Nirala: val@amstat.org

Advertising Manager

Claudine Donovan: claudine@amstat.org

Contributing Staff Members

Pam Craven • Amy Farris • Rebecca Nichols • Kathleen Wert

Amstat News welcomes news items and letters from readers on matters of interest to the association and the profession. Address correspondence to Managing Editor, *Amstat News*, American Statistical Association, 732 North Washington Street, Alexandria VA 22314-1943 USA, or email amstat@amstat.org. Items must be received by the first day of the preceding month to ensure appearance in the next issue (for example, June 1 for the July issue). Material can be sent as a Microsoft Word document, PDF, or within an email. Articles will be edited for space. Accompanying artwork will be accepted in graphics file formats only (.jpg, etc.), minimum 300 dpi. No material in WordPerfect will be accepted.

Amstat News (ISSN 0163-9617) is published monthly by the American Statistical Association, 732 North Washington Street, Alexandria VA 22314-1943 USA. **Periodicals postage paid** at Alexandria, Virginia, and additional mailing offices. POSTMASTER: Send address changes to *Amstat News*, 732 North Washington Street, Alexandria VA 22314-1943 USA. Send Canadian address changes to APC, PO Box 503, RPO West Beaver Creek, Rich Hill, ON L4B 4R6. Annual subscriptions are \$50 per year for nonmembers. *Amstat News* is the member publication of the ASA. For annual membership rates, see www.amstat.org/join or contact ASA Member Services at (888) 231-3473.

American Statistical Association
732 North Washington Street
Alexandria, VA 22314-1943 USA
(703) 684-1221 • FAX: (703) 684-2037

ASA GENERAL: asainfo@amstat.org

ADDRESS CHANGES: addresschange@amstat.org

AMSTAT EDITORIAL: amstat@amstat.org

ADVERTISING: advertise@amstat.org

WEBSITE: <http://magazine.amstat.org>

Printed in USA © 2012
American Statistical Association



The American Statistical Association is the world's largest community of statisticians. The ASA supports excellence in the development, application, and dissemination of statistical science through meetings, publications, membership services, education, accreditation, and advocacy. Our members serve in industry, government, and academia in more than 90 countries, advancing research and promoting sound statistical practice to inform public policy and improve human welfare.

features

- 3 President's Corner
- 6 How I Spent My Year at the Bureau of Labor Statistics
- 7 Politics and Statistics Collide in Argentina
- 9 AAAS + Statistics = U

columns

11 **STATtr@k** **Career Paths for the Applied Statistician**

STATtr@k is a column in *Amstat News* and a website geared toward people who are in a statistics program, recently graduated from a statistics program, or recently entered the job world. To read more articles like this one, visit the website at <http://stattrak.amstat.org>. If you have suggestions for future articles, or would like to submit an article, please email Megan Murphy, *Amstat News* managing editor, at megan@amstat.org.



Hahn

Contributing Editors

Gerald (Gerry) Hahn is a retired manager of statistics at the (current) GE Global Research Center, where he worked for 46 years. He is a co-author of four books and many articles, recipient of numerous awards, and Fellow of the ASA and American Society for Quality. He holds a doctorate from Rensselaer Polytechnic Institute.



Doganaksoy

Necip Doganaksoy is a principal technologist at the GE Global Research Center and an adjunct professor at the Union Graduate College School of Management in Schenectady, New York. He is a co-author of two books and a Fellow of the ASA and American Society for Quality. He holds a doctorate from Union College.



Career Paths for the Applied Statistician—Page 11

Online Articles

The following articles in this issue can be found online at <http://magazine.amstat.org>.

Visit this month's People News online at <http://magazine.amstat.org/blog/category/membernews/amstatpeople> to read about the recent achievements of members **S. Rao Jammalamadaka**, **Jay Kadane**, and **Thomas L. Mesenbourg**.

A symposium in honor of **Jack Kalbfleisch** was held September 28–29 at the University of Michigan School of Public Health. Read about the symposium and Kalbfleisch's contributions to statistics and service to the profession at <http://magazine.amstat.org/blog/2012/11/12/jack-kalbfleisch>.

ASA member **James P. Scanlan** looks at how a misunderstanding of statistics can lead to misguided law enforcement policies. Read his Statistician's View article at <http://magazine.amstat.org/blog/2012/11/12/misguided-law-enforcement>.

The ASA shines its spotlight on member **Shurong Fang**, a PhD student at Michigan Technological University. Read how she has been working to develop efficient approaches to investigating the genetic association between human genes and complex diseases such as diabetes at <http://magazine.amstat.org/blog/2012/12/01/spotlight-december>.

The National Institute of Justice (NIJ) and National Science Foundation (NSF) signed a memorandum of understanding (MOU) that establishes a framework for a partnership to leverage their respective strengths and resources. This MOU applies specifically to the social, behavioral, and forensic sciences as these relate to the juvenile and criminal justice systems. To learn more, visit <http://magazine.amstat.org/blog/2012/11/12/nij-nsf-partnership>.

The **ASA-SIAM series** has now made its e-books available to individuals, as well as libraries and institutions. Each book is available as a single PDF file that can be downloaded or used from cloud storage. To read more, visit <http://magazine.amstat.org/blog/2012/11/13/asa-siam-series-december>.

departments

13 education

Annual Internship Listing

ASA Census at School Program Hits 10,000-Student Milestone

29 meetings

JSM 2013: Call for Contributed Abstracts

Conference on Statistical Practice Registration Form

member news

34 Awards and Deadlines

36 Section • Chapter • Committee News

38 Professional Opportunities



ASA Census at School Program Hits
10,000-Student Milestone—Page 27



Follow us on Twitter @AmstatNews



Join the ASA Community
<http://community.amstat.org/Home>



Like us on Facebook



Jeri Mulrow explains in-reach communication at the Council of Chapters workshop during JSM 2012.

Speaking for Statistics: In-Reach and Outreach Communication

December brings us to the close of a successful year for the ASA and to the threshold of 2013, the International Year of Statistics. During the past year—in conversations with ASA members throughout the United States and several other countries—the question I have heard most often is, “How can we build greater awareness of our profession?” The New Year offers many opportunities to tell colleagues, students, and the public about the accomplishments of our association and the contributions of our field.

In-Reach: Members Communicating with Members

The first audience we must reach is ourselves! As ASA members, we should know how our association is promoting the practice and profession of statistics. In-Reach Communication, an initiative I announced in my January column, equips you to present the most important activities of our association *within* your local statistical community.

The in-reach communication workgroup, led by Jeri Mulrow, has developed short, informative, out-of-the-box presentations that you can give to

audiences of colleagues and students. Slide sets are available for the following topics:

- Accreditation
- Advocacy
- Conference on Statistical Practice
- Continuing Education
- Ethical guidelines for statistical practice
- Significance* magazine and website
- STATtr@k website for new statistics professionals
- Volunteering in the ASA

You can download these slides from the Members Only section of the ASA website (www.amstat.org/membersonly). Click on “My Volunteer Activities” and then on “Informational Slides About the ASA.” Each set is a stand-alone presentation and comes with a script.

At JSM, the workgroup introduced the presentations during the Council of Chapters workshop. Mulrow reports that “surprisingly, not everyone was



Robert Rodriguez



Brian Millen and Amy Gu discuss graduate programs during a break between sessions at StatFest 2012.



From left: Nagambal Shah, Juanita Tamayo Lott, and Angela Madriaga at StatFest 2012

aware of the different activities of ASA—and even if they were aware, they did not necessarily know the information in the presentations.”

She adds that the presentation on accreditation garnered the most questions. “There was awareness of this activity, but not a clear understanding. The presentation was a good way to get a conversation going on the topic.”

According to Mulrow, “There is nothing like the personal touch of member-to-member communication, because it generates conversations and stimulates curiosity. The ASA has many great things going on, and it is hard to keep up with them. So the more ways we can convey what our association is doing, the more people we can reach.”

This fall, Dan Jeske gave several of the presentations to the Portland and Montana chapters. He recommends that chapter officers give in-reach talks at their meetings and says, “This will help members become more engaged with our association.”

Mulrow and Jeske emphasize that an in-reach talk requires as little as 15 minutes of preparation. As Jeri

explains, “Talking points are provided for each slide and cover commonly asked questions. An ASA staff contact is provided for follow-up questions. You could present one, some, or all of the topics at a meeting. You can pick a topic, drop those slides into your own presentation, and go!”

I am grateful to the workgroup members—Brenda Gaydos, Sue Hilsenbeck, Jeske, Eileen King, David Morganstein, Kathleen Morrissey, Mulrow, Jennifer Schumi, and Ron Wasserstein—for creating these presentations. Try them out at your next meeting!

StatFest: Members Communicating with Students

The second audience we must reach is students. To expand the pipeline for our undergraduate and graduate programs, we must seize every opportunity to explain to young people that statistics is a rewarding field with an amazing range of career options.

A wonderful model for this type of outreach is StatFest, an annual conference for students that is organized by the ASA Committee on Minorities in Statistics to increase diversity in the statistical sciences.

StatFest 2012 took place at San Francisco State University (SFSU) on October 6. The program featured informative and inspirational presentations by ASA members, including graduate students who shared advice about succeeding in graduate school; see <http://statfest.com>.

Juanita Tamayo Lott, who helped host StatFest 2012, reports that it drew 82 attendees. Students came from schools throughout the Bay Area and as far away as San Diego and Davis. Demographically, the participants were highly representative of California’s population.

Brian Millen, chair of the Committee on Minorities, said, “What distinguishes StatFest is the accessibility of the speakers. Students directly interact with role models in the field who are generous with their time and are committed to helping students make career choices.”

Students at StatFest benefited greatly from this interaction. Amy Gu, a senior statistics major at the University of California, Berkeley, told me, “StatFest confirmed my plans to pursue a graduate degree in statistics. I gained insight into possible career paths by speaking to statisticians in academia who create new methodologies, as well as statisticians in applied fields including pharmaceuticals, public health, and the tech industry. Conversations with Dr. Millen and other statistics professionals who truly enjoy their jobs have made me excited about planning the next step of my education.”

Angela Madriaga, a student at SFSU, gained a fresh perspective on statistics. She said, “As a child development major, I knew statistics was

essential for measuring academic readiness in children. However, until I attended this event, it never came to my mind that there are opportunities in the field of statistics that suit my interests. StatFest was a life-changing experience because I was inspired by those who presented their aspirations and success working in a field that truly impacts society.”

I congratulate the StatFest organizers and presenters for their outreach. If you would like to participate in a future event, contact Millen at millen_brian_a@lilly.com.

Significance: Members Communicating with the Public

The third audience we must reach is the general public. While there are many ways we can do this, two of the most effective are *Significance* magazine and the *Significance* website (www.significancemagazine.org/view/index.html). The magazine, a benefit of ASA membership, brings us fascinating stories that highlight the rich diversity of statistics. In addition, the magazine and website give us ways to reach the general public.

Significance magazine became a joint publication of the ASA and the Royal Statistical Society in 2010. The editorial board is made up of ASA and RSS members, and the editor, Julian Champkin, is a professional journalist.

I asked Champkin how *Significance* reaches the public. He explained, “Our biggest success has been an article on the profitability of robbing banks (June 2012). At least 50 newspapers, broadcasters, and websites around the world wrote pieces based on this article. Given the circulations and click-rates of the *Washington Post*, *Los Angeles Times*, and *The Huffington Post* (which were among them), I would estimate that the combined readership was over a million. It is this re-reporting of *Significance* articles that reaches the world.”

Champkin points out that the website—which offers more content than the magazine—is the perfect tool for outreach. Because of the website’s immediacy and accessibility, it attracts large numbers of readers from outside of our profession. For instance, a website obituary for Paul Meier achieved nearly 20,000 clicks within a week.

What did the public learn from this piece? Champkin replies, “As a journalist, I have only a vague grasp of the Kaplan-Meier estimator, but I now know that it increases understanding of death rates, that it helps to judge effectiveness of new treatments, and that, as a result, millions of lives have been saved. Someone reading the obituary would have gained that appreciation of the importance of statistics. Their mindset would have changed.”



At a JSM 2012 session for the media, *Significance* author Tom Collins asks listeners if they can distinguish a Chopin mazurka from one created with a Markov chain model.

Significance is also changing the mindset of students. ASA member Glorybeth Becker, who teaches AP Statistics in Maryland, uses the articles to enrich discussion of classroom topics. “The Formula That Killed Wall Street” (February 2012) piqued the curiosity of her students and reinforced the importance of checking assumptions. “Chopin, Mazurkas, and Markov” (December 2011) interested two students because of their musical backgrounds. Becker says “all AP Statistics teachers should become ASA members so they can get their hands on these wonderful resources.”

Now that you know how far a *Significance* article can reach, I hope you will write one yourself. Email article proposals and website pieces to significance@rss.org.uk. As Champkin says, “If you want people outside statistics to appreciate what you do, you have to tell them about it!”

Wrapping Up the Year

During 2012, I have enjoyed telling you how we are growing as an association and sharing the perspectives of many members who are contributing to our growth. I eagerly look forward to January, when Marie Davidian—the 2013 president of ASA—will tell us about her initiatives and the International Year of Statistics.

I wish you a successful New Year—a time for all of us to speak for statistics!

Robert W. Rodríguez

How I Spent My Year at the Bureau of Labor Statistics

Nicholas Horton, Smith College

More information about the ASA/NSF/BLS Fellowship Program can be found at www.bls.gov/osmr/asa_nsf_bls_fellowship_info.htm and www.amstat.org/careers/pdfs/ASANSFBLSFellowshipProgram.pdf or by contacting Jean Fox at fox.jean@bls.gov. The application deadline is January 20, 2013.

This past year, I spent time working at the Bureau of Labor Statistics (BLS) as a senior research fellow. The BLS is the principal fact-finding agency for the federal government in the broad field of labor economics and statistics and responsible for the development and publication of data on employment and unemployment, prices and living conditions, compensation and working conditions, productivity measurement, economic growth, and employment projections.

My work was part of a program, coordinated by the American Statistical Association through a grant from the National Science Foundation, that facilitates collaboration between academic scholars and government researchers in survey methodology, statistics, economics, and social sciences. While in residence at the BLS in Washington, DC, fellows are provided the opportunity to address some of the complex methodological problems and analytic issues relevant to BLS programs.

For me, this was a wonderful opportunity to make connections between my biostatistical research interests in missing data methods for epidemiologic studies and real-world applications in large government statistics surveys.

I first heard about the program through an ASA announcement and checked out the website, which included a list of possible research topics. These included statistical quality control, imputation, small domain estimation, time series methods, disclosure avoidance, information dissemination, and data visualization. I then contacted Jean Fox, the BLS coordinator, who put me in touch with Daniell Toth and Polly Phipps from the Office of Survey Methods Research (OSMR). They had been investigating nonresponse bias in the Occupational Employment Statistics (OES) survey.

The OES is a large (more than 100,000 businesses sampled every six months) survey used to determine the number of jobs and hourly wages for

more than 800 occupations. While this survey has a 78% response rate, Phipps and Toth found—by using data available from the sampling frame—that nonrespondents tended to pay more than respondents (details are available in their recently published paper in the *Annals of Applied Statistics*).

My project built on this work in an attempt to help correct for this nonresponse bias by incorporating information from the frame—specifically, information about average wages for all occupations in that establishment reported to the unemployment insurance system. Throughout the year and in consultation with the program directors, assistance of the survey programmers, and conversations and advice from others in the OSMR, we developed a new imputation scheme that accounted for the frame data while allowing for occupation-specific geographic and industry effects. The new imputed values more closely tracked the patterns among the respondents and yielded improved estimates, particularly for subgroups of industries and metropolitan statistical areas.

Being in DC afforded me many opportunities to learn more about the federal statistical system and related work in government statistics. The Federal Computer Assisted Survey Information Collection meeting, which took place at the BLS, provided me with a fast-paced introduction to modern data collection methodologies and metadata, as well as a chance to talk with survey methodologists and statisticians from other agencies. Other talks sponsored by the Washington Statistical Society allowed me to hear more about what is happening in the academic, industry, and government sectors. I also was able to check more of the Smithsonian museum system off my bucket list (but still have more to explore).

The fellowship provided salary and benefits, as well as support for housing, travel to and from Washington, DC, and presenting results from my work at the International Conference on Establishment Surveys (ICES-IV) in Montréal and Joint Statistical Meetings in San Diego. In addition, I've spoken about this work at meetings of the ASA's Boston Chapter and Washington Statistical Society.

Overall, I found my time at the BLS to be a wonderful experience. My colleagues provided guidance in navigating the (sometimes intimidating) federal bureaucracy (e.g., my security clearance and access to data was in place before I arrived) and took the time to introduce me to their projects and collaborators. I left with a sense of pride in our federal statistical system and knowledge of the importance of the work done on these large and complex projects. ■

Politics and Statistics Collide in Argentina

Joseph B. Kadane and William Seltzer

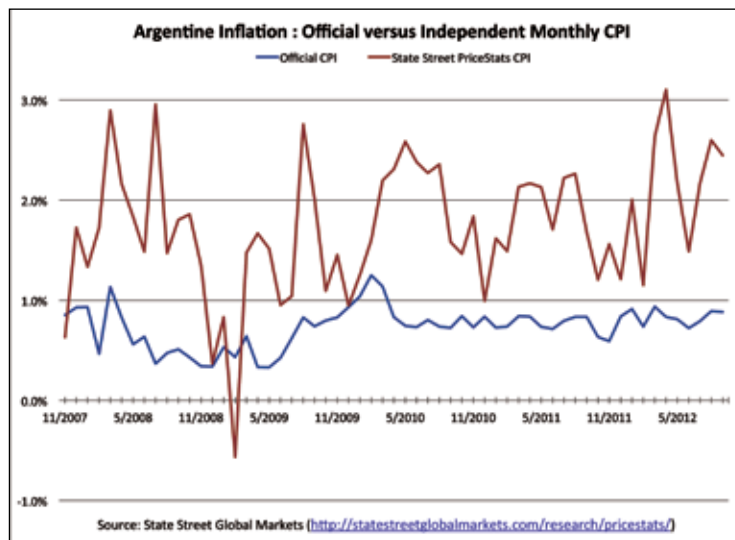
Editor's Note: All the correspondence mentioned in this article is linked from www.amstat.org/policy/letters.cfm (search "Argentina")

In 2007, when the government of Argentina fired the staff of the National Institute of Statistics and Census (INDEC) division responsible for compiling consumer price indices (CPI), few organizations and fewer news outlets took notice of the politically motivated move.

The American Statistical Association (ASA) first became involved in the controversy in 2009, when then-ASA President Sally Morton sent a letter to the Sociedad Argentina de Estadística voicing the association's support for the independence of Argentina's national statistical agencies.

Urgency ramped up in 2011 when the government first levied administrative fines of up to \$150,000 against Graciela Bevacqua, former director of INDEC's CPI division; economist Nicholas Salvatore; and several others before filing criminal charges against them for compiling and releasing to the media independently developed price indices. Immediately realizing the significant implications of these actions by the government on scientific freedom and free speech in Argentina, the ASA began the process of defending its targeted colleagues in Argentina. ASA Committee of Scientific Freedom and Human Rights (CSFHR) chair, William Seltzer, sent a letter of inquiry to the Argentine government in April of 2011; this communication went unanswered.

Four months later, the ASA appealed to the United Nations to intervene in what it viewed as the systematic intimidation and



Independent calculations of inflation in Argentina have been consistently higher than the official data, as shown here with independent CPI provided by the State Street PriceStats Inflation Series.

violation of the free speech and scientific freedom rights of the statisticians. In a letter to Frank La Rue, the United Nations special rapporteur on the promotion and protection of the right to freedom of opinion and expression, Seltzer and ASA Executive Director Ronald L. Wasserstein urged the UN to safeguard the statisticians.

"We fear that unless the government is dissuaded from acting on the threats that they have so far made, considerable harm may befall a group of statisticians simply carrying out their work in accordance with the highest professional and ethical standards and that a great disservice will be done to civil society in Argentina," explained Seltzer and Wasserstein.

The ASA's efforts spurred additional support for the

Argentine statisticians from the International Statistical Institute; Institute of Mathematical Statistics; and the national statistical societies in Brazil, France, Korea, and the United Kingdom.

Days before the 2012 Joint Statistical Meetings (JSM)—in response to a long-planned session called "Repression of Statistics and Statisticians by the Argentine Government"—the Argentina Embassy in Washington, DC, sent a document to the ASA from INDEC officials defending the government's actions. The communication claimed the methodology used by INDEC's Consumer Price Index Office is consistent with Argentina law and international requirements and also requested that the ASA release its letter at the JSM session; the ASA honored this request.



William Seltzer rotates off the Committee on Scientific Freedom and Human Rights at the end of 2012, after serving as committee chair since 2009. He has had a long career in government statistics, including service as director of the UN Statistical Office. He became an ASA Fellow in 1975.



Joseph B. "Jay" Kadane is Leonard J. Savage University Professor of Statistics and Social Sciences, Emeritus, at Carnegie Mellon University and vice-chair of the ASA's Committee on Scientific Freedom and Human Rights. His most recent book is *Principles of Uncertainty*.

About the Committee on Scientific Freedom and Human Rights

As stated in the committee's charge, approved by the ASA Board most recently in 2010, the committee concerns itself with violations of and threats to the scientific freedom and human rights of statisticians and other scientists throughout the world [and] ... assists scientific societies or other responsible organizations on statistical questions relating to data on human rights or the use of data to limit human rights.

The committee was established in 1979 as an ad hoc committee and then, in 1982, as a regular committee. (For more information about the committee's early history, see "Human Rights of Statisticians and Statistics of Human Rights: Early History of the American Statistical Association's Committee on Scientific Freedom and Human Rights" in *Statistical Methods for Human Rights*, edited by Jana Asher, David Banks, and Fritz Scheuren.)

Over the course of its more than 30 year history, members of the committee—working in collaboration with successive ASA executive directors and boards—have assisted statisticians and allied professionals targeted for persecution for their scientific work or their views and activities in violation of internationally recognized human rights norms. A unique feature of the committee's work is the authority it has to write, at its own initiative, politely worded letters of inquiry to government officials concerning possible human rights violations or threats that have come to the committee's attention.

Such letters have been credited with ameliorating the conditions, or even saving the lives, of statisticians being persecuted. At other times, such as with Argentina, the committee has had to request the ASA Board or Executive Committee to follow up with formal letters. The committee often assists the ASA Board and officers in preparing drafts of such letters and mobilizing international support.

Following JSM, the ASA again renewed its calls for the Argentine government to end the repression of the statisticians in a letter to Jorge Argüello, Argentina's ambassador to the United States: "We hope the Argentine government will recognize the right of individuals and independent organizations to produce their own estimates and immediately rescind the fines and end the threats of criminal sanctions against individuals, organizations, and the press. Only then can the questions of appropriate methodology for computing the CPI and the extent of inflation in Argentina be debated in an atmosphere free of repression and intimidation," wrote Seltzer and Wasserstein.

Most recently, the ASA appealed to the U.S. State Department for assistance. In an early September letter to Michael Posner, the U.S. State Department's assistant secretary for the Bureau of Democracy, Human Rights, and Labor, Seltzer and Wasserstein called on U.S. diplomats to intervene with the Argentine government "to resolve this continuing violation of basic human rights to scientific freedom and free speech."

Recent news has been more favorable for Bevacqua, Salvatore, and their supporters. In September, the criminal case against the pair was dismissed by an economic criminal judge who ruled that "the allegations could not be considered as constituting a crime and,

as such, were insufficient to cause criminal intervention of the State."

Each had faced two to six years of incarceration if they had been found guilty. "This was not a case for price speculation in the markets, but an attack on free speech," said a defiant Bevacqua, although the Argentina government could appeal the ruling.

Criminal charges against others are still pending. Additionally, the government has yet to rescind the administrative fines levied against Bevacqua, Salvatore, and others who published inflation numbers displeasing to the government. The Argentine government also is refusing to back down to International Monetary Fund (IMF) demands to publish accurate inflation and growth data using accepted international statistical methodology by December 7.

In remarks to the United Nations in September, Argentina President Cristina Fernandez ridiculed the IMF warning, saying, "[My country] ... is a sovereign nation that makes its decisions sovereignly and will not be subjected to any pressure, let alone to any threat." A day later at a talk the president made at Georgetown University, she reiterated the view that government was correct in moving against those who released estimates using methods disapproved of by the government.

While some progress has been made in this ongoing controversy, the ASA and its Committee on Scientific Freedom and Human Rights will continue to work with other concerned organizations and government agencies to resolve this issue. You can support colleagues in Argentina by lending your assistance to the Committee on Scientific Freedom and Human Rights. To join the effort, email Seltzer at wseltzer@westnet.com or vice chair Joseph Kadane at kadane@stat.cmu.edu. ■

AAAS + Statistics = U

The work of statisticians should be known and appreciated by the broader scientific community and the public. This challenge motivates one of Marie Davidian's initiatives as ASA president-elect: to increase the visibility of statisticians and their work.

A special focus is enhancing visibility among other scientists by strengthening the ASA's ties with the American Association for the Advancement of Science (AAAS, www.aaas.org), the world's largest general scientific society and publisher of the journal *Science*. The aim is to increase the number of statisticians who are aware of and actively participating in AAAS meetings and programs and to support those activities, highlighting the importance of statisticians to fellow scientists.

Key to this effort is collaboration with the AAAS Section on Statistics ("Section U"), one of 24 AAAS sections representing all areas of science. Section U was founded in December of 1961, and its purposes were outlined by Jerzy Neyman in a 1962 *Science* article. Among these aims were to establish interdisciplinary connections and to overcome the adverse effects of compartmentalization in scientific research.

Current officers and members of Section U have been working with Davidian and others at the ASA to promote visibility. A major success was the acceptance of the following six invited symposia (sessions) sponsored by Section U, which competed successfully against proposals across all areas of science for inclusion in the program of the AAAS annual meeting, to be held February 14–18, 2013, at the Hynes Convention Center in Boston:

The Science of Uncertainty in Genomic Medicine

The Benefits of Randomized Experiments for Science and Society

Understanding and Communicating Uncertainty in Climate Change Science

Spatially Distributed Environmental Factors and Health Effects

A Decade After 'Forensic Science: Oxymoron?': Will There Be Real Change?



Predicting Major Events and Planning for Hazards: An Art or Science?

The annual meeting offers opportunities to learn about major developments in science. Plenary sessions in 2013 include the following:

The Robotic Moment: What Do We Forget When We Talk to Machines?

The Beauty of the Accelerating Universe

Modernist Cuisine: The Art and Science of Cooking

The Biology of Aging

Update Your Records

If you would like to receive voting information through email, please provide the ASA with your most recent email address.

Log into Members Only at www.amstat.org/membersonly or call customer service at (888) 231-3473.

AAAS Section U Members

Marie Davidian, North Carolina State University and ASA President-elect

Mitchell H. Gail, National Cancer Institute and Chair of AAAS Section U

Joel B. Greenhouse, Carnegie Mellon University and Past Chair of AAAS Section U

Thomas A. Louis, Johns Hopkins Bloomberg School of Public Health and Retiring Chair of AAAS Section U

Sally C. Morton, University of Pittsburgh and Chair-elect of AAAS Section U

Jane Pendergast, University of Iowa and Secretary of AAAS Section U

Additionally, there will be free family day exhibits focused on grades 6–12 on February 16–17. Learn more about them at www.aaas.org/meetings/2013/program/fsd.

By joining AAAS and Section U, statisticians can play an active role in shaping the AAAS meeting program and other section activities. AAAS membership offers numerous benefits, including a subscription to *Science*; access to resources such as webinars, articles, and tools for communicating science to the public; and opportunities to establish interdisciplinary friendships and collaborations. Membership also sustains the strong advocacy efforts of AAAS for the support of science to government and the public. Members of AAAS for four or more years who have distinguished records of achievement in science are eligible for selection as AAAS fellows.

Finally, Section U has a website at www.aaas.org/aboutaaas/organization/sections/stats.shtml, but much can be done to make it more responsive to members' needs. If you are interested in volunteering, contact Section U secretary, Jane Pendergast, at jane-pendergast@uiowa.edu.

You can join AAAS and Section U at www.aaas.org/membership. By joining, you help increase the influence and visibility of statistics. ■

NORTHWESTERN ANALYTICS

As businesses seek to maximize the value of vast new streams of available data, Northwestern University offers two master's degree programs in analytics that prepare students to meet the growing demand for data-driven leadership and problem solving. Graduates develop a robust technical foundation to guide data-driven decision making and innovation as well as the strategic, communication and management skills that position them for leadership roles in a wide range of industries and disciplines.

MASTER OF SCIENCE IN ANALYTICS

- 15-month, full-time, on-campus program
- Integrates data science, information technology and business applications into three areas of data analysis: predictive (forecasting), descriptive (business intelligence and data mining) and prescriptive (optimization and simulation)
- Offered by the McCormick School of Engineering and Applied Science

www.analytics.northwestern.edu

MASTER OF SCIENCE IN PREDICTIVE ANALYTICS

- Online, part-time program
- Builds expertise in advanced analytics, data mining, database management, financial analysis, predictive modeling, quantitative reasoning, and web analytics, as well as advanced communication and leadership
- Offered by Northwestern University School of Continuing Studies

877-664-3347 | www.predictive-analytics.northwestern.edu/info



NORTHWESTERN
UNIVERSITY

STATtr@k

Career Paths for the Applied Statistician

Gerald J. Hahn and Necip Doganaksoy

The world is full of exciting professional opportunities for statisticians. In this article, we describe some popular career paths for those with training in statistics.

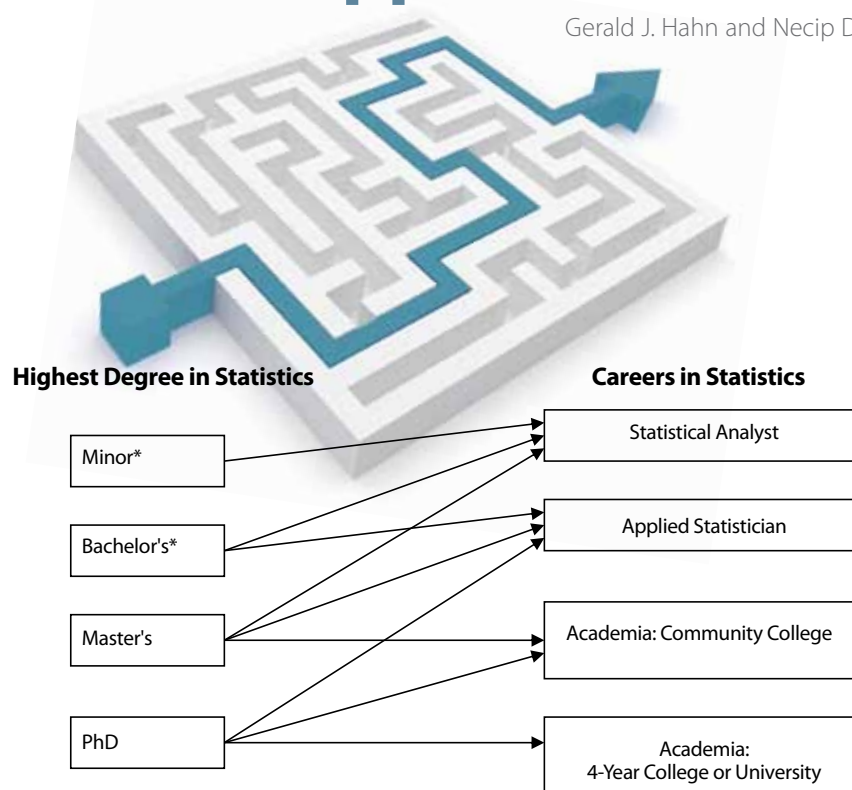
Some Roles

We briefly differentiate among five general roles statisticians (outside of academia) may assume during the course of their careers within the field. This categorization is somewhat arbitrary; there is no clear delineation, as individuals move from one role to the next.

Statistical Analyst. Statistical analysts typically conduct data analyses, under the supervision of an applied or senior statistician or a knowledgeable practitioner, who might also serve as a mentor and role model. Over time, many statistical analysts strive to move from principally “backroom” positions to taking on increasingly more responsibility, conducting more advanced technical tasks, and working more independently.

Applied Statistician. Applied statisticians bear primary responsibility for everything from helping ensure the right data are collected to analyzing the data (or directing such analyses) and reporting the findings. They interact closely with other technical staff and management and, ideally, are integral members of the project team.

Senior Statistician. Senior statisticians, in addition to taking on the roles of applied statisticians, also assume broader responsibilities. They look at problems holistically and strive to relate them to the general goals of the organization. Senior statisticians play a proactive role in proposing new projects and ventures that will benefit their organizations or customers in the future. They are



* Might also take position in application area that is likely to require some statistical training.

Figure 1. Entry-level career opportunities for statistics graduates

often deeply involved in the early stages of a project, helping define a problem quantitatively and suggesting the path forward to senior management. Later, they participate in putting together and presenting the findings. They are often considered the ultimate source of knowledge and wisdom in statistical matters.

Statistical Manager. Managers of statistical groups are involved in securing projects—especially for the junior members of the group—and helping define what is to be accomplished. They select the person(s) to do the work, provide guidance as needed, and assume overall responsibility for success. They also keep upper management informed of the group’s technical accomplishments, help foster the interests and aspirations of the group

members, and develop a vision for the future. Their administrative responsibilities include staff recruitment and development and performance evaluations. The number of such positions is limited.

Private Statistical Consultant. Some applied statisticians eventually go into business on their own as private statistical consultants. Consultants undertake special projects, often for organizations that do not have their own statistician, or review the work of practitioners or other statisticians. A frequent use of statistical consultants is in addressing legal issues, possibly as expert witnesses.

Entry-Level Positions

Figure 1 shows likely entry-level roles in statistics for those with training at levels ranging from a minor to a PhD degree in statistics.

Editor's Note: These comments are abridged from Gerald Hahn and Necip Doganaksoy's recent book, *A Career in Statistics: Beyond the Numbers*.

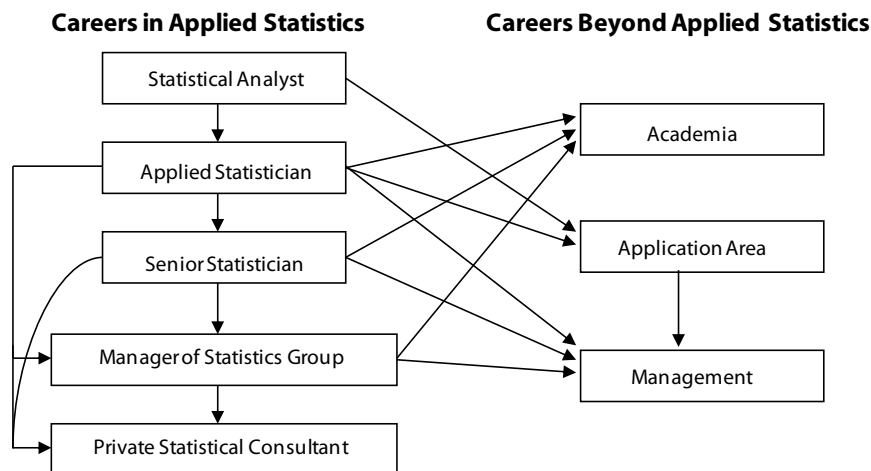


Figure 2. Typical career paths for applied statisticians

Subsequent Career Paths

A wealth of opportunities presents itself for those with some experience in entry-level positions. We focus on opportunities for applied statisticians (some of whom may, at some time, switch to academia). The path for those within academia tends to be centered on the tenure promotion process.

Many applied statisticians advance within the field and aspire to take on increasingly greater technically focused roles and responsibilities, perhaps culminating their careers as senior statisticians and their organization's recognized statistical guru, or possibly moving into academia. Others, and especially those with relevant past training, may—often with additional training—move into an application area, such as epidemiology, market research analysis, quality or reliability engineering, or risk analysis. Yet others might leverage their backgrounds in statistics to secure a job in management in an application area.

Some frequently traveled career paths are shown in Figure 2.

Your Career Path

Your career path might be a gradual one, or it might involve formal job changes. It is often an outgrowth of your involvement in one or more projects, as well as your past training. For example, following up your work in developing a credit scoring system, and leveraging your past training in business administration, you might be asked to oversee the system's implementation. Over time, your work becomes more and more applications oriented and less focused on the statistical aspects. This evolution may eventually be reflected by a change in your formal job title. You might, nevertheless, continue to be regarded as a statistical expert and to act, on occasion, in that capacity.

Your career path is clearly affected by circumstances and even chance events. Nevertheless, it should be principally based on

your abilities and choices. It is important for you to define your career goals early—even though you will undoubtedly modify and expand them over time.

So what should your career path be? The answer will depend heavily on your personal aspirations and skills and on how you prioritize different criteria for success. Your career should lead not only to fame and fortune, but also to a high degree of job satisfaction.

Fortune is the easiest to quantify since it can be measured by your paycheck and other tangible job benefits.

Your fame as an applied statistician is reflected by your reputation as an effective on-the-job contributor and leader, and more quantitatively by such things as your publications record, the offices to which you have been elected, and the honors bestowed upon you (e.g., fellowship in the ASA). Your reputation could be national or even international, as those of such (one-time) statisticians as Albert Bowker, Ed Deming, Lawrence Garfinkel, and Jim Goodnight.

Job satisfaction is more personal and the hardest to quantify. You might seek a high level of predictability and stability in your job (perhaps leading you to eventually seek a tenured position in academia), or you may thrive on change. Many applied statisticians gain great satisfaction in successfully addressing real-life challenges and in the variety of their work and contributions. Some enjoy solving tough technical problems. Yet others want their work to be beneficial to society.

The beauty of our field is that it can accommodate a great variety of aspirations and provide career paths with the potential of satisfying all these criteria. ■

Annual Internship Listing



AbbVie

North Chicago, Illinois

Number of Positions: 2

Type of Student: PhD in statistics or biostatistics

Deadline: February 15, 2013

The Data and Statistical Sciences Organization within Global Pharmaceutical Research and Development at AbbVie anticipates having internship positions available for the summer of 2013. Internships will begin in May/June and typically last 10–12 weeks, with housing provided for eligible applicants. The successful candidate will be provided with practical, “hands-on” experience and given the opportunity to build their understanding of the pharmaceutical industry and AbbVie. They will be assigned specific projects within the Data and Statistical Sciences Organization and work under the guidance of a senior statistician to perform statistical analyses and/or conduct statistical research in areas of interest to the organization. The successful candidate will have the opportunity to participate in statistical seminars and workshops. At the conclusion of the internship, the intern is expected to give a presentation summarizing some aspect of their work while at AbbVie. Applicants must be enrolled in a graduate-level curriculum leading to a PhD in statistics, biostatistics, or highly related field; have completed at least two full years of graduate study

Every year, a list of internship opportunities for students is published in *Amstat News*. If your organization would like to include an internship opportunity on our website, please complete the form at www.amstat.org/education/internships.cfm.

Interested students will send a letter of inquiry and résumé directly to the contact and location you list. Contact educinfo@amstat.org with questions.

Additional internships will be posted as received on the education section of the ASA website.

prior to the start of their internship; be in good academic standing within their graduate program and overall at their university; and continue to be enrolled in graduate school for at least one semester following their internship. In addition, applicants must demonstrate excellent communication and problemsolving skills.

Contact: Richard A. Rode, Research Fellow, Data and Statistical Sciences, AbbVie—Dept: R436, Bldg: AP9A-2, 1 North Waukegan Road, North Chicago, IL 60064; (847) 937-3757, richard.rode@abbott.com

Amgen Inc.

Thousand Oaks and San Francisco, California;
Seattle, Washington

Number of Positions: Multiple

Type of Student: PhD

Deadline: February 8, 2013

Amgen's Global Biostatistical Sciences Department in our Thousand Oaks, South San Francisco, and Seattle locations is looking for graduate students interested in a 10–12 week internship. Interns will work closely with a senior-level statistician on topics related to the design and analysis of clinical trials

and/or nonclinical research. At the conclusion of the internship program, interns will give a presentation summarizing their work.

Basic qualifications are that the candidate must be enrolled in a PhD statistics program (which includes biostatistics, bioinformatics, mathematics programs with an emphasis on statistics, or statistics) for more than one year and must have more than three years of training—post-bachelor's degree—in statistics, biostatistics, or mathematics/statistics.

Only candidates who apply via www.amgen.com/careers will be considered. Please search the database via career category—College Job, requisition#17922BR. Amgen retains the right to add or change the duties of the position at any time. As an EEO/AA M/F/V/D employer, Amgen values and encourages diversity in the workplace.

Contact: Barbara Burgess, Amgen Inc., University Relations Department, One Amgen Center Drive, 19-1-A, Thousand Oaks, CA 91320; burgessb@amgen.com

AT&T Labs Statistics Research Bedminster, New Jersey

Number of Positions: 1–3

Type of Student: PhD

Deadline: February 1, 2013

AT&T Labs statistics researchers are involved in many large-scale data analysis projects centered on our phone, wireless, TV, and Internet data feeds. Projects can involve modeling using forecasting, time series, spatial statistics, text mining, and/or Bayesian analysis. For more information, visit <http://stats.research.att.com>. Details about and an

application for the AT&T Summer Internship Program are at www.research.att.com/internships.

Contact: Chris Volinsky, volinsky@research.att.com; (973) 360-8644

Bank of America Charlotte, North Carolina

Number of Positions: TBD

Type of Student: Undergraduate or master's

Deadline: December 16

Gain real, in-depth experience applying quantitative knowledge to specific financial challenges and provide a micro view of risk management in a particular business line and macro view of risk management for the bank as a whole. Opportunities include positions within various lines of business, including corporate treasury, enterprise credit risk, global portfolio strategies, corporate finance, and consumer banking.

The Quantitative Management Internship Program is meant to be a feeder pool into the full-time Quantitative Management Rotational Program for strong performers. To apply, you must be pursuing an undergraduate or master's degree from an accredited college or university in quantitative disciplines such as engineering, mathematics, statistics, computer science, quantitative finance, and/or econometrics with a graduation time frame between December 2013 and June 2014 and have a minimum GPA of 3.3, exceptional communication skills, and geographic mobility. Preferred skills include the ability to think strategically and creatively and experience with statistical analysis, predictive modeling, linear regressions, SAS, R, and/or Matlab.

Visit <https://bacfhrs.taleo.net/careersection/4/jobdetail.fil?lang=en&job=1200049193>.

Boehringer Ingelheim Ridgefield, Connecticut

Number of Positions: 5

Type of Student: Graduate, PhD

Deadline: March 1, 2013

Boehringer Ingelheim seeks several interns in May/June for 12–14 weeks. Interns will build an understanding of the pharmaceutical industry by supporting clinical trial/project teams under the guidance of experienced statisticians. This includes implementation of statistical analyses of clinical trial data/document writing/quality control/literature review. Eligible candidates are PhD students with at least two years of study and excellent communication/problemsolving skills. Interested applicants

MontréalCanada
JSM2013

August 3-8

ABSTRACT SUBMISSION OPEN

Be a part of the Joint Statistical Meetings this year in Montréal, Québec, Canada—August 3-8.

Submit an abstract for
Topic-contributed and contributed papers
Topic-contributed and contributed posters
Topic-contributed panel sessions

Submissions will be accepted December 3, 2012 –
February 4, 2013 (Midnight EST)

www.amstat.org/meetings/jsm/2013

may go to <https://boehringer.taleo.net/careersection/2/jobdetail.ftl?lang=en&job=120684&src=CFE-10500> for details and to submit a résumé and cover letter.

Bristol-Myers Squibb

Princeton, New Jersey; Hopewell, New Jersey; Wallingford, Connecticut

Number of Positions: Multiple

Type of Student: PhD candidates in statistics or biostatistics

Deadline: None

Full-time internships are available in the summer for 10–12 weeks. Part-time internships are available during the school year and may continue for longer periods. Successful candidates will work closely with a senior-level statistician on topics related to the design and analysis of clinical trials and/or nonclinical research. To be considered, you must have completed at least two years of course work and be working on your dissertation toward a PhD in statistics or biostatistics. Successful candidates will have effective oral and written communication skills and good working knowledge of SAS and/or R. To apply, send unofficial graduate transcripts, a résumé, and a cover letter to the contact below.

Contact: Rose Elcsics, Bristol-Myers Squibb, Mail Stop 2FW-310, 5 Research Parkway, Wallingford, CT 06492; rose.elcsics@bms.com; (203) 677-7279 (fax)

Capital One

Richmond and McLean, Virginia; Plano, Texas; Chicago, Illinois

Number of Positions: 15

Type of Student: Master's within 12–14 months after internship

Deadline: April 30, 2013

The Capital One statistics summer internship program will provide you with the chance to see firsthand how your skills and education translate into solving business problems in the financial services industry. As a statistician intern, you will have the opportunity to work closely with our 100+ statistician community to solve various financial services problems using cutting-edge statistical techniques.

The internship is a 10-week program, which will run from early June through mid-August. Responsibilities may include analyzing data, building models and assessing their quality, model monitoring, supporting business decisions, training to develop skills for the next level, ad hoc statistical analyses on designed tests, and identifying opportunities to apply statistics to improving business performance.

Basic qualifications include graduating within 12–14 months with an MS in statistics or economics; proficiency with SAS or similar statistical programming package; and a bachelor's degree in math, engineering, economics, or statistics.

Contact: Jamie Coble, 15000 Capital One Way, Richmond, VA 23238; (804) 284-3207; jamie.coble@capitalone.com

Dordt College, Undergraduate Research Program in Statistical Genetics

Sioux Center, Iowa

Number of Positions: 3–5

Type of Student: Undergraduate

Deadline: January 31, 2013, but offers may be made earlier

Undergraduate students with an interest in statistical genetics and biostatistics are encouraged to apply to our nationally recognized undergraduate research program in statistical genetics. Successful applicants will work with a team of other undergraduate students on cutting-edge problems in statistical genetics leading to publication in peer-reviewed journals and presentations at regional and national conferences. Visit www.dordt.edu/statgen for more information, a link to this year's project descriptions, and an application.

Participants will receive a \$3,200 stipend for the eight-week program, which runs from June 3–July 26, 2013. Free apartment-style housing and funds for travel to/from Dordt College will be provided. Applicants must be U.S. citizens. Hiring may take place prior to the deadline, so applicants are encouraged to submit their application materials as soon as possible.

Contact: Nathan Tintle, Associate Professor of Statistics, Department of Mathematics, Statistics and Computer Science, Dordt College, 498 4th Ave. NE, Sioux Center, IA 51250; (712) 722-6264; nathan.tintle@dordt.edu

eBay, Inc.

San Jose, California

Number of Positions: 1

Type of Student: PhD candidate

Deadline: February 1, 2013

Potential projects include the following:

Path analysis—extending Markov chain models of users' traversal and use of eBay web pages and subsequent business transactions. Requirements include readiness to learn Markov modeling and inference and facility in at least one programming language, preferably R and/or Scala.

Experimentation ontology—extending ontology of one or more of live-traffic experiments (A/B tests), user-interaction with the eBay website, and statistical inference from experimental data. Requirements include experience in programming languages or other formal systems and readiness to learn the Suggested Upper Merged Ontology (SUMO) and related open-source systems.

Causal analysis—Reviewing the professional literature on causal analysis and demonstrating the modifications required by causal analysis in the design and/or analysis of experimental or observational studies of user-interaction. Requirements include training and experience in statistical inference and facility in at least one statistical programming language, preferably R and/or SAS.

Contact: Tony Thrall, athrall@ebay.com

eBay, Inc.

San Jose, California

Number of Positions: 1

Type of Student: Graduate, PhD candidate

Deadline: February 1, 2013

Potential projects include the following:

Multi-Armed Bandit Research—Researching multi-armed bandit methods for performing data-driven product development (live-traffic testing) with the goal of improving live-traffic testing methods using Bandit methods. Requirements include knowledge of MAB and/or MDP methods, coding (Scala, R, Java, Python, É), and knowledge of Bayesian statistics.

User-Centric Data Mining Tool Development—Developing and refining hadoop-based data-mining tools and software abstractions to enable better representation of key user behavioral and experience constructs with the goal of better understanding user behavior to enable researchers to identify opportunities to improve the user experience on eBay faster. Requirements include a strong interest in user-experience and user behavior (HCI), Scala programming (or strong programming skills in another language and willingness to learn Scala quickly).

Statistical Computational Methods Research—Assessing the state of the art for performing efficient statistical calculations needed for data-driven product development with the goal of devising algorithms and software solutions for web-scale statistical analysis. Requirements include knowledge of statistics and at least one major computation-oriented language (R, SAS, Julia, Octave, Encanter, etc.), desire to deeply explore the possible solutions to web-scale statistical problems, comfort with programming, and ability to learn new languages quickly.

Contact: Jesse Bridgewater, jbridgewater@ebay.com

eBay, Inc.

San Jose, California

Number of Positions: 1

Type of Student: PhD candidate

Deadline: February 1, 2013

Potential projects include the following:

Retrospective Analysis on the Effect of Experimentation—Understanding how experiment changes the distribution of revenue/user behavior by studying successful/failed experiments in the past and suggesting statistical models for different patterns and how such information can be used for future experiments. Also, suggesting factors we might need to consider in terms of experimental design. Requirements include training and experience in statistical inference; facility in at least one statistical programming language, preferably R and/or SAS; and experience with large data. Prefer to have experience in longitudinal analysis/time series analysis/hierarchical modeling under Bayesian setting/cluster analysis, design of experiment, SQL.

User Behavior Study—Understanding correlation between user behaviors and the revenue metric and identifying user segments based on their revenue impacts and behavior pattern. Requirements include training and experience in statistical inference; facility in at least one statistical programming language, preferably R and/or SAS; and experience with large data. Prefer to have experience in longitudinal analysis/time series analysis/cluster analysis, design of experiment, SQL, data mining, causal analysis.

Contact: Qian Weng, qweng@ebay.com

Educational Testing Service

Princeton, New Jersey

Number of Positions: Multiple

Type of Student: PhD

Deadline: February 1, 2013

Interns participate in research projects under the guidance of ETS mentors. Areas of emphasis include educational measurement and psychometrics, validity, natural language processing and speech technologies, cognitive psychology, learning theory, linguistics and computational linguistics, teaching and classroom research, statistics, and international large-scale assessments. Interns also participate in seminars and workshops on a variety of topics. Each intern is required to give a brief presentation about their project at the conclusion of the internship.

Graduate students who are enrolled in a full-time doctoral program in one of the areas listed above and who have completed a minimum of two years of course work toward their PhD or EdD prior to the program start date are eligible to apply.

Contact: internfellowships@ets.org; (609) 734-5543

Eli Lilly and Company

Indianapolis, Indiana

Number of Positions: 2–3

Type of Student: PhD students with two years of completed graduate work

Deadline: January 31, 2013

The Global Statistical Sciences Division of Eli Lilly and Company anticipates having several internship positions available for the summer of 2013. The internships start in either May or June and last 12 weeks. We will provide you with practical experience and give you the opportunity to build your understanding of the pharmaceutical industry and Eli Lilly and Company. Successful candidates will be assigned specific projects to work on under the guidance of a Lilly statistician (mentor).

Candidates must be enrolled in a graduate-level curriculum leading to a PhD in statistics or biostatistics. Preferred skills include demonstrated leadership and ability to influence; excellent communication, teamwork, and interpersonal skills; strong problemsolving skills; creativity and innovation; and self-management skills. To apply, visit www.lilly.com/careers.

Contact: Javier Ramirez, Global Recruiting and Staffing, Ramirez_javier@lilly.com

Enova

Chicago, Illinois

Number of Positions: 1

Type of Student: Junior/Senior Undergrad

Interns can expect a creative and fast-paced environment where the best idea wins; an emphasis on innovation, optimization, and data-driven decision-making; interaction with the executive team on a daily basis; challenging work and the opportunity to develop technical skills; and career advancement.

Advanced Analytics is responsible for building the credit model and all underwriting criteria at Enova. Interns will develop, optimize, and test the credit risk models and underwriting criteria; determine appropriate lending terms and verification procedures; model customer behavior and predict next action; conduct ad hoc analyses using statistical and financial tools to recommend risk management, marketing, and operational strategies; deliver results and present recommendations to key executives; collaborate closely with technology and operations groups to implement real-time automated decision systems; explore new internal input and external data vendors for use in credit models; and research cutting-edge statistical methodology and develop innovative analytic solutions.

Requirements include working toward a bachelor's, master's or PhD in engineering; finance; mathematics;

statistics; economics; or other business, engineering, or quantitative field from a top-tier school. GPA of 3.5 or higher is preferred. Also, advanced programming ability using SAS to write customized SAS programs for meaningful data analysis; knowledge of general statistics concepts and statistical analysis; working knowledge of SQL; proficiency in spreadsheet applications and advanced use of statistical applications/databases; experience using models to solve real-world problems; good business communication skills; ability to communicate technical concepts to a nontechnical audience; and creativity and diligence.

Contact: recruiting@enovafinancial.com

Fred Hutchinson Cancer Research Center

Seattle, Washington

Number of Positions: Varies

Type of Student: Undergraduates entering the summer before their final year of studies

Deadline: January 18, 2013

The Summer Undergraduate Research Program (SURP) is an intensive, nine-week internship designed to provide research experience and mentorship for undergraduate students who are interested in biological research. Under the guidance of a faculty mentor, students will complete an independent research project and present their findings at a competitive poster session.

To be eligible, students must be a U.S. citizen or permanent resident enrolled in a U.S. university or college, entering the summer before the final year of undergraduate studies, and have a strong background in the sciences.

Contact: Scott Canavera, scanaver@fhcrc.org

Geisinger Health System

Number of Position: 1

Type of student: MS or PhD in statistics or biostatistics, PhD candidate preferred

Deadline: March 15, 2013

The biostatistics core at Geisinger Health System will have one intern position open, beginning in May/June and lasting 10–12 weeks. The intern will work with biostatistics faculty and/or other research investigators to provide statistical expertise in analysis or method development for research or clinical projects. The candidate will have an opportunity to build their practical experience on study design, analysis, report, and development of manuscript/poster. The candidate is expected to give a presentation to summarize his/her work at the end of the internship or present the summer work in a student forum organized by Geisinger and affiliated universities.

Candidate should have completed one year of statistical theory and/or application courses and have sufficient knowledge in SAS, R, or Stata. Research experience or a comprehensive class project is valuable. In addition, the candidate will demonstrate good communication and team work skills and be motivated to do research.

Contact: Xiaowei (Sherry) Yan, xsyan@geisinger.edu; (570) 214-5184; (570) 214-5170 (fax) cc: Xiaoqin (Amy) Tang, xtang@geisinger.edu; (570) 214-8688

Genentech, Inc.

South San Francisco, California

Number of Positions: 4–6

Type of Student: Graduate, pursuing PhD in statistics, biostatistics, or related field

Deadline: January 18, 2013, but offers may be made earlier

Genentech is a leading biotechnology company that discovers, develops, manufactures and commercializes biotherapeutics for patients with significant unmet medical needs. Interns work for 10–12 weeks under the supervision of experienced biostatisticians on theoretical or applied problems with direct relevance to ongoing clinical or nonclinical drug-development research in diverse therapeutic areas, including oncology, immunology, ophthalmology, and virology. Specific topics range from problems in genomics and, more generally, translational research to late-stage clinical trials and post-marketing evaluations. At the end of his/her internship, each student gives a department-wide presentation on their research topic. It is not uncommon for an intern to summarize their work in a peer-reviewed publication.

Applicants must be at least 18 years old and a graduate student pursuing a PhD degree in statistics or biostatistics who has completed at least one year of graduate work by May 2013 and who will be returning to school in the fall of 2013. The applicant must be legally authorized to work in the United States. In addition, applicants should have a good working knowledge of R, S-Plus, or SAS and have good communication skills.

Contact: Send CV, personal statement of interest, and a letter of recommendation to gne2013@gene.com

Google, Inc.

Mountain View, California; New York, New York; Seattle, Washington

Number of Positions: 6

Type of Student: PhD

Deadline: February 1, 2013

We supply interesting problems, lots of relevant

data, and a chance to work with a Google statistician and software engineers. You provide imagination and analysis/modeling skills. The workplace environment is fun and friendly, but serious regarding technical challenges and performance expectations. Applicants should be PhD students who have completed at least one year of course requirements. They should be comfortable in data-rich environments and have requisite computational skills, including high proficiency in R. Familiarity with scripting languages (e.g., Shell, Python, Perl, Gawk) also may be needed.

The internship program is 12 weeks and concludes with a poster presentation.

Applicants should submit a cover letter, CV, and transcript (or letter of recommendation from a faculty member) at www.google.com/intl/enl/jobs/students/tech/internships/uscanada. Only electronic applications will be considered.

Liberty Mutual Insurance

Boston, Massachusetts; Keene, New Hampshire; Seattle, Washington

Number of Positions: 8–10

Type of Student: PhD candidates in mathematics, statistics, economics, operations research, or related field. Completion of doctoral prequalifying exams is preferred.

As a statistics intern, you will have the opportunity to apply your academic knowledge and test your skills while working on a variety of real-world business assignments. You will learn about personal and commercial lines products while working in disciplines such as product management research, claim research, distribution research, and marketing research. You will use your quantitative skills to analyze and summarize data, formulate findings, and provide recommendations. Using statistical software such as SAS and R, you will answer business problems and manipulate data, as well as assist others with conducting business research in a hands-on environment. Each intern also will give a presentation on their work to colleagues and the management team at the conclusion of the summer.

Liberty Mutual interns are considered valuable members of the organization and are a primary source for full-time hiring.

Competitive candidates will demonstrate proven statistical/mathematical and analytical skills as acquired through the pursuit of a PhD degree and a record of academic achievement with a minimum 3.0 cumulative GPA. Solid oral/written communication skills and the ability to work both in a team environment and independently are desired. Proficiency in MS Office, Excel, SAS, and a statistical software package also are preferred. Programming skills are desirable.

To apply, visit www.libertymutualgroup.com/insurance=careers.

Contact: Catherine Clark, 175 Berkeley Street, Boston, MA 02116; PredictiveModeling@libertymutual.com; (617) 574-5709 (fax)

The Lubrizol Corporation

Wickliffe, Ohio

Number of Positions: 1

Type of Student: Graduate

Deadline: February 28, 2013

Candidates should apply to <https://lubrizol.taleo.net/careersection/jobdetail.fil?lang=en&job=1202364>.

Contact: Debbie DeRenzo, 29400 Lakeland Blvd., Wickliffe, OH 44092; (440) 347-1044; (440) 347-5317 (fax)

Mayo Clinic

Rochester, Minnesota

Number of Positions: 6–9

Type of Student: PhD, graduate, undergraduate

Deadline: January 20, 2013

The Mayo Clinic Division of Biomedical Statistics and Informatics has summer internship opportunities for undergraduate students who have completed their junior year and graduate students at all levels. Internships of six to nine months also may be offered. Interns will work with statisticians, bioinformaticists, and clinical investigators on research projects in areas such as clinical trials, statistical genetics, and bioinformatics. Experience with SAS and/or R preferred.

To apply, submit an unofficial transcript, résumé, and cover letter at www.mayo-clinic-jobs.com/go/Internships-and-Summer-Opportunities/255295?utm_source=catgroupwidget. Search by keyword “Biostats” (statistical internship) or “Intern-IS” (informatics internship). For more information, review the professional opportunities listed at <http://mayoresearch.mayo.edu/mayo/research/biostat>.

Contact: Dawn Swiers, Department of Human Resources, Mayo Clinic, 200 First Street SW, Rochester, MN 55905; swiers.dawn@mayo.edu; (507) 284-5048; (507) 284-1445 (fax)

National Agricultural Statistics Service (NASS)

Fairfax, Virginia

Number of Positions: 3

Type of Student: Graduate student (PhD preferred)

Deadline: March 1, 2013

NASS is the principal data-collection and estimation arm of the U.S. Department of Agriculture. The

agency designs and conducts a variety of surveys focusing on agricultural output and farm conditions, from which it produces a range of official estimates. Intern positions are in its research and development division, which is constantly trying to improve and enhance the agency's abilities to estimate and forecast accurately using the latest developments in mathematical statistics, cognitive science, and remote sensing. The agency is interested in hiring mathematical statisticians and survey methodologists for positions in both the research and operational environments. Preference will be given to candidates who have an interest in a future career with the agency. Applicants must be U.S. citizens.

Contact: Mark Harris, 3251 Old Lee Highway, Room 305, Fairfax, VA 22030; mark.harris@nass.usda.gov; (703) 877-8000, Ext.101; (703) 877-8042 (fax)

National Cancer Institute

Bethesda, Maryland

Number of Positions: 2

Type of Student: Flexible

Deadline: Three months before you want to start

Clinical trials methodological research, specifically helping to prepare manuscripts (for publication) focusing on the design and analysis of clinical trials. See <http://prevention.cancer.gov/programs-resources/groups/b/about/bergerv#Clinical-Trial-Training-Internships>.

This is an unpaid internship. To compensate, we try to make the experience as educational and rewarding as possible. There is no clerical work. Rather, the intern engages in high-level research in important areas.

Contact: Vance Berger, vb78c@nih.gov; vance917@gmail.com; (301) 435-5303; (301) 402-0816 (fax)

Novartis Oncology, Biometrics, and Data Management

Cambridge, Massachusetts; Florham Park/East Hanover, New Jersey

Number of Positions: Up to 8

Type of Student: At least 18 months of graduate work

Deadline: February 15, 2013

The internship program will be approximately 12 weeks (May–August, dates flexible). Interns will work with senior-level statisticians and focus on statistical research in both early clinical development using biomarkers and full clinical development in oncology. Topics include survival analysis, Bayesian methods, PK/PD, nonparametric statistics (especially in the incomplete repeated measurement setting), health-related quality of life, missing data, modeling,

and simulation. Further information can be found in the September 2011 issue of *Amstat News*.

Candidates must be graduate students within an MS or PhD program in biostatistics, statistics, or a related degree with at least 1.5 years of graduate work; have a working knowledge of SAS, including SAS/GRAPH, and R helpful; and have good verbal and written communication skills.

Contact: Linda Finelli, 1 Health Plaza, E. Hanover, NJ 07936; Linda.finelli@novartis.com; (862) 778-7404; (973) 781-2703 (fax)

Office of Biostatistics, CDER, FDA Silver Spring, Maryland

Number of Positions: 10

Type of Student: Advanced PhD students

Deadline: April 30, 2013

Interns will work from June through August 2013 on research projects that are relevant to OB science needs (e.g., missing data, noninferiority trials, multiple endpoints, adaptive designs, meta-analysis, benefit-risk analysis, and data-mining) involving the development of statistical methods, software tools, and new drug application databases for the analyses of pre-clinical and clinical (pre- and post-market) data. The interns will gain hands-on experience on regulatory research projects under expert OB mentors.

Contact: Send CV and cover letter to Ram Tiwari, Associate Director, OB/CDER/FDA, ram.tiwari@fda.hhs.gov

Precision Bioassay, Inc. Burlington, Vermont

Number of Positions: 2

Type of Student: Graduate

Deadline: February 1, 2013

Precision Bioassay, Inc. has two graduate internships open for 2013. Requirements are experience and familiarity with R, mixed models, and linear/nonlinear models, as well as at least one year of theory and one year of methods in statistics or a closely related field. Substantial programming experience, a minor in computer science, training in biology, and pharmaceutical industry experience are all desirable. To learn more, visit www.precisionbioassay.com.

Contact: David Lansky, David@precisionbioassay.com; (802) 865-0155

The Procter & Gamble Company Cincinnati, Ohio

Number of Positions: TBD

Type of Student: PhD—Statistics or Biostatistics

Deadline: January 15, 2013

Summer interns can expect to work on applied statistics problems related to Procter & Gamble's consumer products businesses. Areas of application may include consumer understanding, clinical studies, statistical computing, quality control, and biotechnology. Statistical methods used will depend on the area of application. Interns' work will be overseen by a P&G statistician and typically be done using SAS, R, S+, and/or JMP. Interns also will be able to participate in various activities with other P&G interns from a range of backgrounds and disciplines.

Students must have completed at least two semesters (three quarters) of study for their PhD by May 2013 and be continuing with their degree program in the fall of 2013. Applicants must be legally authorized to work in the United States. Internships are typically for 10–12 weeks. A computer science background is useful, but not required. Interns are expected to work independently with some guidance, have good oral and written communication skills, and be able to work on applied problems effectively using SAS, R, S+, and/or JMP. To apply, visit www.pg.com/en_US/careers.

Contact: Joyce Duecker, The Procter & Gamble Company, 8700 Mason-Montgomery Road, Mason, OH, 45040; duecker.ja@pg.com; (513) 622-5495

RAND Corporation Santa Monica, California; Washington, DC; Pittsburgh, Pennsylvania

Number of Positions: Variable

Type of Student: PhD

Deadline: January 15, 2013

RAND Corporation's summer program is designed to provide valuable experience for PhD students interested in applied research on important policy issues. To learn more about statistics at RAND, visit www.rand.org/statistics. RAND has paid summer associate positions available for graduate students working toward their doctoral degrees in statistics. Selected applicants are offered opportunities to work on projects related to their interests and experience. Preference will be given to students who have completed most of their coursework and passed their initial qualifying exams. To submit an application, visit www.rand.org/about/edu_op/fellowships/gsap.

Contact: Director, Summer Program, Summer_Director@rand.org; Susan Paddock, Head of the Statistics Group, paddock@rand.org

RTI International

Research Triangle Park, North Carolina; Washington, DC; Atlanta, Georgia

Number of Positions: Varies

Type of Student: Undergraduate, Graduate, and Postgraduate within one year following graduation

RTI International is an independent, nonprofit institute that provides research, development, and technical services to the government and commercial clients worldwide. Our research areas include health and pharmaceuticals, education and training, surveys and statistics, advanced technology, international development, economic and social policy, energy and the environment, and laboratory and chemistry services.

RTI internships provide students mentored learning experiences by allowing them to contribute to ongoing RTI projects alongside RTI staff. Interns will be able to participate in enrichment activities such as workshops, seminars, and networking events and present their work at our annual internship symposium with other RTI interns from diverse backgrounds and disciplines. Visit www.rti.org/interns for more information and a regularly updated list of available internship positions.

Contact: internships@rti.org

SAS Institute Inc.

Cary, North Carolina

Number of Positions: 1–2

Type of Student: PhD students studying in the United States; students must have completed at least two years of graduate work by the end of the 2013 spring semester

Deadline: February 1, 2013

The data mining development division at SAS is offering an internship for doctoral candidates in statistics, biostatistics, computer science, mathematics, physical sciences, data mining, econometrics, and operations research graduate departments in the United States with a data mining, text mining, or model-building focus. The data mining fellowship offers the opportunity to assist in basic research into the implementation, applications, and performance of key data mining technologies. This work will include reviewing literature, writing SAS code, testing algorithms, and writing technical reports and review papers. The program provides an excellent opportunity to explore software development as a career choice.

Eligible candidates must have completed at least two years of graduate work by the end of the spring semester of 2013, have core experience in data analysis and model building, and have at least one of the following: SAS programming, Matrix programming, SQL programming, R programming, or

Java programming. We are particularly interested in candidates who have research and project interests in statistical modeling, machine learning, text mining, pattern detection and recognition, pattern discovery, and data management.

The program provides a salary and stipend for a 12-week internship at SAS headquarters in Cary, North Carolina, during the summer of 2013. If interested, apply online for position #12002846 (and other fellowship opportunities of interest). In addition, you must ensure that two faculty members from the university/college you're attending send a letter of recommendation via PDF to SASFellows@sas.com.

Contact: SASFellows@sas.com

SAS Institute Inc.

Cary, North Carolina

Number of Positions: 1–2

Type of Student: PhD candidate in economics or related field, studying in the United States, with at least two years of graduate studies completed by the end of the 2013 spring semester

Deadline: February 1, 2013

The econometrics and time series development division at SAS is offering a fellowship in econometrics the summer of 2013. Open to doctoral candidates in economics, finance, statistics, and related graduate departments in the United States, the fellowship offers the opportunity to work closely with professional econometricians and statisticians to develop new features and examples for SAS econometrics and time series procedures in areas such as state space models, multivariate time series models (e.g., VAR-VGARCH), graphical presentation for econometric models, Bayesian econometrics, spatio-temporal econometric models, count data models, nonlinear panel models, and discrete choice modeling.

Eligible candidates must have completed at least two years of graduate work by the end of the 2013 spring semester and have demonstrated experience in statistical computing beyond the routine classroom use of statistical packages. We are interested in candidates with experience/coursework in econometrics and/or time series analysis. Strong computer programming skills and some experience with SAS is preferred.

The program provides a salary and stipend for a 12-week internship at SAS headquarters in Cary, North Carolina, during the summer of 2013. Apply online for position #12002845. In addition, you must ensure that two faculty members from the college/university you're attending send a letter of recommendation via PDF to SASFellows@sas.com by February 1, 2013.

Contact: SASFellows@sas.com

SAS Institute Inc.**Cary, North Carolina****Number of Positions:** 1–2

Type of Student: PhD candidate in operations research, industrial engineering, computer science, applied mathematics or related field, studying in the United States, with at least two years of graduate studies completed by the end of the 2013 spring semester

Deadline: February 1, 2013

As a SAS Summer Fellow in the operations research division, you will contribute to activities such as literature review, development and implementation of numerical algorithms, and software application development under the supervision of a senior member of the department. Specific areas of interest are mathematical optimization, constraint programming, and large-scale network algorithms. The department has a staff of more than 30, most with doctoral degrees, whose primary focus is OR-based software development. The program provides an excellent opportunity to learn, collaborate and explore software development as a career choice.

Eligible candidates must have completed at least two years of graduate work by the end of the spring semester of 2013 and have demonstrated experience in statistical computing beyond the routine classroom use of statistical packages. Candidates should have demonstrated programming experience in languages like C, C++, and Java and good knowledge of standard operating systems. Formal software development experience and research interests in mathematical optimization, constraint programming or network analysis are preferred.

The program provides a salary and stipend for a 12-week internship at SAS headquarters in Cary, North Carolina. Apply online for position #12003018. In addition, you must ensure that two faculty members from the college/university you're attending send a letter of recommendation via PDF to SASFellows@sas.com by February 1, 2013.

Contact: SASFellows@sas.com

SAS Institute Inc.**Cary, North Carolina****Number of Positions:** 1

Type of Student: PhD candidate in operations research, industrial engineering, computer science, applied mathematics, or related field, studying in the United States, with at least two years of graduate studies completed by the end of the 2013 spring semester

Deadline: February 1, 2013

As a SAS Summer Fellow in the revenue management and price optimization department, you will contribute to activities such as literature review,

development and implementation of algorithms, and software application development under the supervision of a senior member of the department. Specific areas of interest are approximations for solving large-scale network RM problems, choice-based RM, and applications of dynamic programming and simulation for RM.

Eligible candidates must have completed at least two years of graduate work by the end of the spring semester of 2013 and have demonstrated experience in statistical computing beyond the routine classroom use of statistical packages. We are particularly interested in candidates with coursework in operations research; demonstrated programming experience in languages such as C, C++, and Java; and good knowledge of standard operating systems. Formal software development experience and research interests in revenue management and price optimization are preferred.

The program provides a salary and stipend for a 12-week internship at SAS headquarters in Cary, North Carolina. Apply online for position #12002847. In addition, you must ensure that two faculty members from the college/university you're attending send a letter of recommendation via PDF to SASFellows@sas.com by February 1, 2013.

Contact: SASFellows@sas.com

SAS Institute Inc.**Cary, North Carolina****Number of Positions:** 2

Type of Student: PhD students studying in the United States who have completed at least two years of graduate work by the end of the 2013 spring semester

Deadline: February 1, 2013

The statistical software development division at SAS is offering doctoral candidates in statistics, biostatistics, and related graduate departments in the United States the opportunity to work closely with professional statisticians to contribute to research, numerical validation and testing, and documentation.

Eligible candidates must have completed at least two years of graduate work by the end of the spring semester of 2013 and have demonstrated experience in statistical computing beyond the routine classroom use of statistical packages. We are particularly interested in candidates with research experience in computational aspects of Bayesian modeling, causal inference methods, finite mixture models, generalized additive models, joint modeling, missing data methods, nonlinear mixed models, spatial analysis, structural equations modeling, survival analysis, or variable selection. We are also interested in candidates with experience in distributed and parallel methods for statistical computing.

The program provides a salary and stipend for a 12-week internship at SAS headquarters in Cary, North Carolina. Apply online for position #12002844. In addition, you must ensure that two faculty members from the college/university you're attending send a letter of recommendation via PDF to SASFellows@sas.com by February 1, 2013.

StataCorp LP

College Station, Texas

Number of Positions: 1

Type of Student: Graduate student in statistics or a closely related field

Deadline: February 15, 2013

StataCorp's statistical department is seeking an intern to work with a senior member of Stata's development team. This position may include projects in maximum likelihood estimation, multiple imputation, power and sample-size analysis, and nonparametric statistics.

Job duties may include learning how to use Stata and how to program in Stata; collaborating on projects suitable for publication in the *Stata Journal*; answering technical questions from Stata users via email; creating support materials; and assisting in adding new statistical features to Stata, along with testing and documenting those features.

Candidates must be enrolled in a graduate program in statistics or related quantitative field, have good technical writing skills, and be able to communicate effectively in English. A strong mathematical background and experience programming in Stata, other statistical languages, C/C++, and Java are desirable. Visit www.stata.com/internships for more information about the application process.

StataCorp LP is an Affirmative Action Employer—M/F/Vet/Disab.

Contact: Kristen Herring, Human Resources Manager, StataCorp LP, 4905 Lakeway Drive, College Station, TX 77845; hrd@stata.com; (979) 696-4600; (979) 696-4601 (fax)

StataCorp LP

College Station, Texas

Number of Positions: 1

Type of Student: Graduate student in biostatistics or a closely related field

Deadline: February 15, 2013

StataCorp's biostatistical department is seeking an intern to work with a senior member of Stata's development team. This position may include projects in survival analysis, statistical genetics, and clinical trials.

Job duties may include learning how to use Stata and how to program in Stata; collaborating

on projects suitable for publication in the *Stata Journal*; answering technical questions from Stata users via email; creating support materials; and assisting in adding new statistical features to Stata, along with testing and documenting those features.

Candidates must be enrolled in a graduate program in statistics or related quantitative field, have good technical writing skills, and be able to communicate effectively in English. A strong mathematical background and experience programming in Stata, other statistical languages, C/C++, and Java are desirable. Visit www.stata.com/internships for more information about the application process.

StataCorp LP is an Affirmative Action Employer—M/F/Vet/Disab.

Contact: Kristen Herring, Human Resources Manager, StataCorp LP, 4905 Lakeway Drive, College Station, TX 77845; hrd@stata.com; (979) 696-4600; (979) 696-4601 (fax)

StataCorp LP

College Station, Texas

Number of Positions: 1

Type of Student: Graduate student in economics, econometrics, finance, or a closely related field

Deadline: February 15, 2013

StataCorp's econometrics department is seeking an intern to work with a senior member of Stata's development team. This position may include projects in panel-data analysis, time-series analysis, and causal inference.

Job duties may include learning how to use Stata and how to program in Stata; collaborating on projects suitable for publication in the *Stata Journal*; answering technical questions from Stata users via email; creating support materials; and assisting in adding new statistical features to Stata, along with testing and documenting those features.

Candidates must be enrolled in a graduate program in economics, econometrics, finance, or related quantitative fields; have good technical writing skills; and be able to communicate effectively in English. A strong mathematical background and experience programming in Stata, other statistical languages, C/C++, and Java are desirable. Visit www.stata.com/internships for more information about the application process.

StataCorp LP is an Affirmative Action Employer—M/F/Vet/Disab.

Contact: Kristen Herring, Human Resources Manager, StataCorp LP, 4905 Lakeway Drive, College Station, TX 77845; hrd@stata.com; (979) 696-4600; (979) 696-4601 (fax)

Summer Institute for Training in Biostatistics (SIBS)

Up to eight sites TBD

Number of Positions: Up to 25 at each site

Type of Student: Undergraduates majoring in mathematics, statistics, biology, or other science who have interest in quantitative methods

Deadline: March 8, 2013, or as specified by individual sites

The Summer Institute for Training in Biostatistics (SIBS), supported by grants from the National Heart, Lung, and Blood Institute (NHLBI), provides a comprehensive six- to seven-week program designed to expose undergraduate students to the opportunities offered by a career in biostatistics and encourage them to pursue graduate study in the field. Although each program will be different, all will focus on providing participants with an intensive introduction to biostatistical principles and methodologies and the essential role of biostatistics in health sciences research.

Participants will enjoy instruction and lectures by recognized experts in the field; meet practicing biostatisticians, epidemiologists, and statistical geneticists; and gain real-world experience working with data from internationally recognized studies. The program covers tuition, housing, meals, and extracurricular activities, and participants will earn

college credit that can be transferred back to their home institutions.

Applications should be made to each program separately; there is no restriction on to how many programs a student may apply. Interested students should check www.nhlbi.nih.gov/funding/training/redbook/sibsweb.htm frequently for status updates.

Those who already have a baccalaureate degree are also eligible to apply, but priority will be given to undergraduates at the time of application. U.S. citizenship or permanent resident status is required.

Contact: Song Yang, Office of Biostatistics Research, National Heart, Lung, and Blood Institute, National Institutes of Health, 6701 Rockledge Drive, MSC 7913, Bethesda, MD 20892; yangso@nhlbi.nih.gov; (301) 435-0431; 301-480-1862 (fax)

Summer Research Internship Opportunity—SOARS Program Boulder, Colorado

Deadline: February 1, 2013

SOARS is a summer research internship for students interested in the atmospheric and related sciences at the National Center for Atmospheric Research. The program provides up to four years of summer research and strong mentoring and community support.



StatXact⁹
The Exact Statistical Software Standard

More non-parametric tests and procedures than any other

New in StatXact

- Write and run R scripts in StatXact
- Tests for two ordered correlated multinomials
- Exact designs for two independent binomials

$$Z = \frac{\delta}{se(\delta)}$$

www.cytel.com
T+1.617.661.2011

Cytel

Students from disciplines including meteorology, geography, chemistry, physics, engineering, mathematics, ecology, and the social sciences are invited to apply their expertise to understanding the Earth's atmosphere and to use that understanding to improve life on Earth. In particular, SOARS seeks to involve students from groups that are historically under-represented in the sciences, including African-Americans, American Indians or Alaska Natives, Hispanics or Latinos, females, first-generation college students, and students with disabilities. SOARS welcomes lesbian, gay, bisexual, and transgender students; students who have experienced, and worked to overcome, educational or economic disadvantage; and/or students who have personal or family circumstances that may complicate their continued progress in research careers.

Benefits include a competitive wage, housing, and travel to/from Boulder, as well as funding for conferences and undergraduate and graduate education throughout the year. To download application material, go to www.soars.ucar.edu or email soars@ucar.edu.

Travelers

**Hartford, Connecticut; St. Paul, Minnesota;
Chicago, Illinois**

Number of Positions: 20–25

Type of Student: Undergraduate, graduate, and PhD

Deadline: January 11, 2013

The Actuarial and Analytics Summer Internship Program provides qualified students an opportunity to gain first-hand business experience, receive on-the-job training, and learn about the actuarial and analytics positions available in the insurance industry. It also includes training modules, both peer and management social functions, and a mentor program. Interns will work on challenging assignments that will use and develop their technical and overall business skills.

We provide business overviews and career development workshops, interaction with all levels of management, and a competitive hourly rate. Also, subsidized apartments are available for students who live beyond a commutable distance. Positions are available beginning in early June and last approximately 10–12 weeks.

Successful actuarial interns will have a bachelor's degree (strong sophomore, junior, and freshmen candidates considered if all criteria are met); related internships/work experience; cumulative overall GPA of 3.2 or greater; working knowledge of Microsoft Office Suite; extra-curricular involvement on campus or in the community; demonstrated analytical, mathematical, communication, and

leadership skills; and U.S. citizenship or permanent resident status. They also will have scheduled, taken, and/or passed one CAS/SOA exam.

Successful analytics interns will have a master's or PhD (will consider strong candidates with a bachelor's) degree; related internships/work experience; working knowledge of Microsoft Office Suite; extra-curricular involvement on campus or in the community; and demonstrated analytical, mathematical, communication, and leadership skills. U.S. citizenship or permanent resident status is not required.

Contact: Daren Mauro, dmauro@travelers.com; (860) 954-9086 ■

American Statistical Association Conference on
STATISTICAL PRACTICE
New Orleans, LA 🌸 February 21–23 **2013**

REGISTRATION NOW OPEN!

Join us for the 2nd Annual Conference on
Statistical Practice

- ❖ Learn statistical techniques that apply to your job as an applied statistician!
- ❖ Learn how to better communicate with customers!
- ❖ Learn how to have a positive impact on your organization!

Statistical Practice 2013 will offer courses, tutorials, an opening plenary session, concurrent paper and poster sessions, a closing session, and exhibits.

For more information or to register, visit
www.amstat.org/csp.

**Register by
December 31
and SAVE!**



STATISTICS VIEWS

Bringing Statistics Together

This new online statistics information hub fulfills all your statistics needs, whether you are keeping abreast of the latest news, conducting research, searching journal and book content, societies, jobs, events, training materials, videos and webinars or statistics tools – this is the first place to go.

- ✓ **BIOSTATISTICS**
- ✓ **BUSINESS & ECONOMICS**
- ✓ **ENGINEERING**
- ✓ **ENVIRONMENTAL**
- ✓ **METHODS**
- ✓ **SOCIAL SCIENCE**
- ✓ **TOOLS & RESOURCES**

Created for professional statisticians, analysts, students and all users of statistics – **there is something for everyone!**

Register on the site today to receive regular updates about this exciting new resource!

www.StatisticsViews.com



ASA Census at School Program Hits 10,000-Student Milestone

Interest in classroom statistical literacy project grows among teachers

The American Statistical Association's U.S. Census at School program (www.amstat.org/censusatschool), an international classroom project that engages primary and secondary school students in statistical problemsolving, has recorded its milestone 10,000th student, announces ASA Director of Education Rebecca Nichols.

The program, launched in 2000 in the United Kingdom by the Royal Statistical Society (RSS), promotes statistical literacy among schoolchildren. It is now international, with programs actively operating in Australia, Canada, Ireland, Japan, Korea, New Zealand, South Africa, the United Kingdom, and the United States. In addition, statistics education leaders in other countries are exploring the possibility of offering the Census at School program to their country's students.

The ASA launched the U.S. version of the program in 2010 in conjunction with that year's decennial count of the country's population by the U.S. Census Bureau.

"Reaching 10,000 students is very gratifying, especially considering this milestone was achieved in a relatively short period—in only two years," says Nichols. "Our statistical literacy project is an effective program to teach statistical concepts and principles to American students using their own real data and that of their national and international peers."



Getting Involved

The ASA is seeking champions to expand the U.S. Census at School program. Champions can be teachers who use the program in their classes or statisticians and statistics educators who assist teachers who are not familiar with statistics and statistical problemsolving. There are many ways to get involved, including sharing information about the program with local schools, writing lesson plans, and teaching local statistical education workshops for teachers. For those interested in teaching local workshops, the ASA will provide materials.

The ASA also is building online Census at School resources and seeking those interested in writing new U.S. Census at School lesson plans or adapting international Census at School lesson plans for U.S. data. Those leading workshops for grades 4–12 and pre-service teachers should encourage these educators to create lesson plans using U.S. Census at School data and submit them to the Statistics Education Web (STEW), an online bank of peer-reviewed lesson plans for K–12 teachers. STEW lesson plans for Census at School will be published on the statistical literacy program's website.

Educators teaching or advising undergraduate or graduate statistics students can encourage or require their students to get involved in service learning by working with grades 4–12 teachers and students to incorporate Census at School and enhance statistical problemsolving skills.

Other ideas to enhance and expand the program are welcome. Contact Rebecca Nichols, ASA director of education, at rebecca@amstat.org about these and ongoing efforts regarding service-learning or other activities.

Census at School also helps raise awareness of civic duty among students.

In just two years, the U.S. Census at School program has reached 10,104 students in 409 schools across the country. A total of 466 teachers in 42 states and the District of Columbia are teaching statistical problem-solving to students using the program. Since the beginning of the current school year, the program has grown by nearly 2,000 students.

The ASA invites schools and teachers who are seeking a successful statistical literacy education project aligned with the Common Core State Standards

for Mathematics to implement the Census at School program in their classrooms.

Census at School is a free, web-based project that engages students in grades 4–12 in statistical problemsolving using their own data. Under the direction of his or her teacher, each student in a class anonymously completes an online survey. Together, the students analyze their class census data and compare those results with results from random samples of participating students throughout the United States and the world.

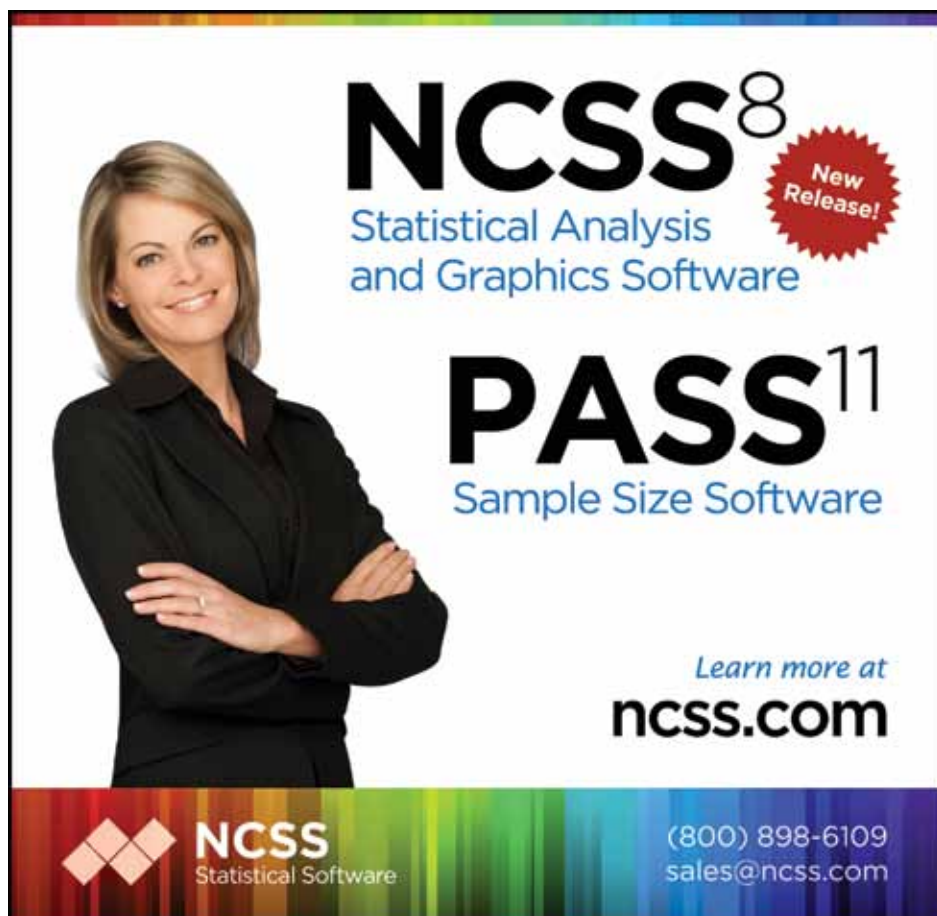
The online survey consists of 13 questions common to children in every participating country and a few questions specific to children in each country. The common questions are related to measurement—length (height, arm span, foot length), travel time to school, reaction time to an online applet, time to complete an online memory test—and category—favorite sport or activity. The U.S. questionnaire has additional questions about text messaging, hours of sleep, technology usage, future plans, allergies and preferences (i.e., foods, music, school subject, their ideal super power). All questions lead to a variety of categorical and quantitative responses.

Students then engage in statistical problemsolving by formulating questions that can be answered with the data, collecting and selecting the appropriate data, analyzing the data, and making appropriate conclusions in context.

To teach measurement, data analysis, and statistics, teachers can extract the Census at School data submitted by their students and a random sample of data from other students in the U.S. or any participating country.

Census at School also helps raise awareness of civic duty among students. They learn about the importance of the U.S. Census, conducted every 10 years, to federal and state government planning for education, health, transportation, and other essential public services.

The Census at School program is self-contained and includes detailed instructions, five instructional webinars, a PowerPoint presentation, lesson plans, and other resources. Teachers comfortable with statistical concepts, problemsolving, and data analysis can immediately begin using the program in their classes. ■



NCSS⁸
Statistical Analysis
and Graphics Software

PASS¹¹
Sample Size Software

Learn more at
ncss.com

NCSS
Statistical Software

(800) 898-6109
sales@ncss.com

JSM 2013: Call for Contributed Abstracts

Bhramar Mukherjee, 2013 JSM Program Chair



Mukherjee

The 2013 Joint Statistical Meetings will take place at the Palaise des congrès de Montréal in Québec, Canada, from August 3–8. The theme for JSM 2013 is “Celebrating the International Year of Statistics,” which emphasizes the unique opportunity presented by the JSM program to highlight the power and impact of statistics on all aspects of science and society globally.

Members of the program committee have put together an outstanding invited program consisting of 183 sessions. You will be sure to find many fun and interesting activities at JSM, no matter what your interests are or whether your home is in industry, government, or academia. If you are interested in Big Data, the JSM program will have many sessions around that theme, including an introductory overview lecture. I encourage the worldwide statistics community to participate fully in the meeting, not only by attending talks, visiting poster presentations, and joining Continuing Education courses and mixers, but also by presenting their own work.

The next stage of preparation for JSM involves building the

SPEED Sessions Come to JSM

Bhramar Mukherjee and Marie Davidian

A recurrent concern for many JSM attendees has been the seemingly unbounded size of the meeting. Having to choose among 46 parallel sessions and navigate the inevitable conflicts that arise has been a source of frustration for many. Therefore, a pilot study of contributed sessions with a different format will be conducted during JSM 2013.

In Montréal, we will test “SPEED sessions.” Five large ASA sections (Biometrics, Statistics in Epidemiology, Statistical Learning and Data Mining, Biopharmaceutical Statistics, and Survey Methodology) will collaborate on this pilot venture. A SPEED session will consist of 20 oral presentations of approximately five minutes, with a 10-minute break after the first set of 10 talks. These short oral presentations will be followed by a poster session later on the same day. The following incentives will be offered to the presenters who agree to participate in the pilot SPEED sessions:

Electronic poster boards will be provided to SPEED presenters, so there will be no additional costs or hassle associated with printing or transporting your poster

Refreshments will be provided at the poster sessions corresponding to the SPEED sessions

A certificate of appreciation and a special badge will be given to SPEED presenters

We also plan to recruit distinguished members to chair the SPEED sessions.

When you submit your contributed abstract to any of the above five ASA sections, you will see an option asking whether you are willing to participate in a SPEED session. We understand that by checking this box, you will have approximately five minutes of oral presentation time, but the idea is that you can continue the conversation during the electronic poster session.

We will conduct a detailed presenter and attendee survey to learn from this pilot study. Please consider this option when you submit your contributed abstract. Together, we can make the JSM program better!

MontréalCanada JSM2013

contributed program. Online submission will continue until February 4, 2013, at 11:59 p.m. EST. One particularly delightful aspect of statistics is the egalitarian nature of the field, reflected at JSM in the right of every participant to present their work. There are many ways to convey your effort, ranging from the traditional talk to presenting a poster.

Poster Sessions

Presenting a poster is a terrific way to participate in the meeting,

and I encourage you to consider this format. A poster affords you and your audience the chance to have a conversation about the work, making for a more personal experience. In Montréal, the posters will be located near the exhibits, so there should be a lot of walk-by traffic in addition to those stopping by just to see your poster.

Topic-Contributed Sessions

I encourage you to consider organizing or presenting in a topic-contributed paper session. Such a session is organized around a common theme and includes five participants. The session can include five papers, four papers with a discussant, or three papers with two discussants. Topic-contributed sessions have the following advantages over (regular) contributed sessions:

They provide a more cohesive set of papers with a common theme

They are limited to five participants, rather than seven

They allow more time for each speaker to present, up to 20 minutes each

They are labeled as topic-contributed in the program, providing more visibility and attracting larger audiences

Topic-contributed sessions require more work up front, because the organizer has to select a theme, invite speakers, and secure commitments prior to February 4, 2013. However, this up-front work is worth the effort, because it typically results in a high-quality session that is informative and enjoyable for presenters and attendees alike. If you have an idea

for a topic-contributed session, contact a member of the program committee to discuss it. A listing of committee members and their contact information can be found at www.amstat.org/meetings/jsm/2013/program.cfm.

Contributed Sessions

An alternative to topic-contributed sessions are contributed sessions. These do not involve the up-front planning that characterizes topic-contributed sessions. To present a contributed paper, you simply have to submit a title and abstract, along with an indication of which ASA section is most closely associated with the topic of your paper. These sessions consist of seven papers, each presented in 15 minutes.

Abstract Submission

The online abstract submission system will close on February 4, 2013. The closing deadline is firm, so please submit your abstract early. The system will reopen for abstract editing from April 1–18, 2013.

To provide the best and most cohesive program possible, speakers must register for JSM when they submit an abstract. This registration policy was reinstituted last year and remains in place for 2013.

Session Chairs

All JSM sessions need a chair to ensure speakers are well informed about the session ahead of time and to manage the session by introducing speakers, holding them to their time limits, and taking questions from the audience. Chairing a session is a great way to get involved with JSM, especially for those who are new to the profession and JSM. Please consider volunteering to chair a session by contacting a member of the program committee. ■

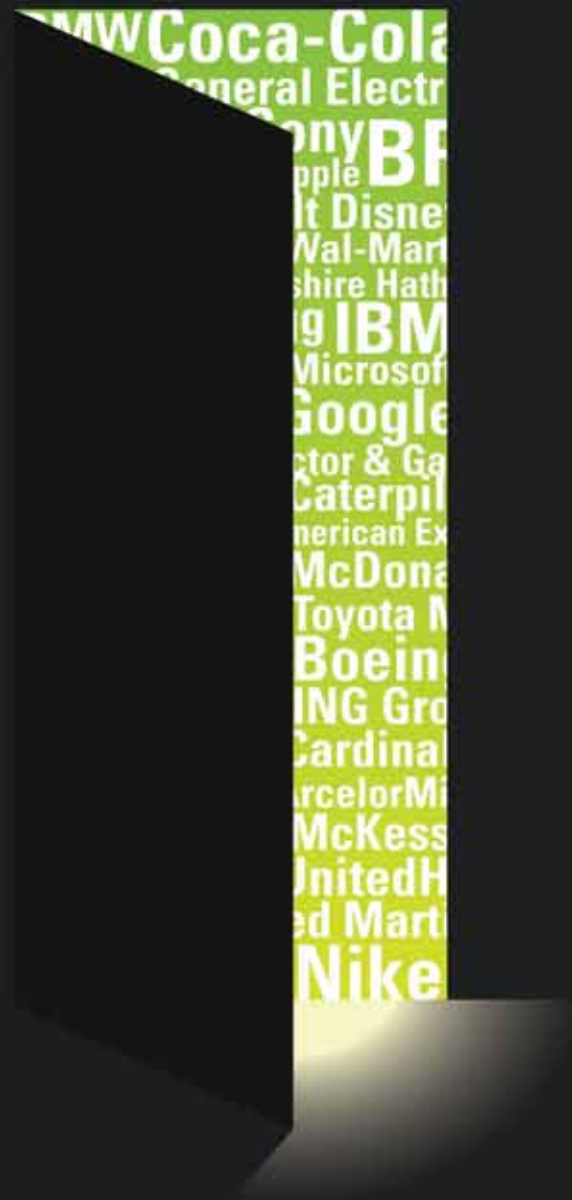



**Salford Systems
Launches SPM 7.0!**

More automation
Multithreading
Model compression
Big data support

Call about your free trial!
619-543-8880
www.salford-systems.com

Open the door to your students' future.



 Minitab 16 Statistical Software

www.minitab16.com



INSTRUCTIONS: 1. Print or type all information and retain a copy for your records. 2. Use a separate form for each registrant. 3. Mail form with payment to CSP Registration, 732 N. Washington Street, Alexandria, VA 22314. Fax form (credit card only) to (703) 684-2037. Registration form must be received by February 7, 2013.

Forms received without payment will not be processed. Purchase orders will not be accepted. No exceptions. ASA Federal ID #53-0204661

ATTENDEE INFORMATION

☐ ASA Member ☐ SSC Member

ASA ID # (if known)

Name

Preferred First Name for Badge

Organization

Address

City

State/Province

ZIP/Postal Code

Country (non-U.S.)

Phone

Email

In case of emergency, list the name and phone number of the person we should contact (remains confidential).

Emergency Contact

☐ Please update my ASA customer contact information with this meeting contact information.

☐ Please exclude my information from third-party contact lists.

☐ Please exclude my name from the conference attendee roster that will appear on the conference website.



This meeting is ADA accessible.

☐ Please check here if you need special services due to a disability and attach a statement regarding your needs.

PAYMENT

☐ Check/money order payable to the **American Statistical Association** (in U.S. dollars on a U.S. bank)

Credit Card ☐ American Express ☐ Discover ☐ MasterCard ☐ VISA

Card Number

Expiration Date

Security Code

Name of Cardholder

Authorizing Signature

REGISTRATION FEES (required)

	By Dec. 31	Jan. 1–Feb. 7	
<input type="checkbox"/> ASA Member	\$340	\$395	\$ _____
<input type="checkbox"/> New* Member	\$480	\$535	\$ _____
<input type="checkbox"/> Nonmember	\$520	\$570	\$ _____
<input type="checkbox"/> Student	\$160	\$160	\$ _____
<input type="checkbox"/> ASA/SSC Accredited Member (Pstat®/A.Stat.)	\$270	\$270	\$ _____

The ASA reserves the right to adjust member registration type to nonmember and charge the difference in rates if stated membership is not active. In such an event, you will be notified first and given the opportunity to update your membership.

*Includes discounted first-year ASA dues; not available to renewing or recently lapsed members.

ADDITIONAL COURSE FEES (optional)

See the following page or visit www.amstat.org/meetings/csp/2013 for course details. Space is limited.

Full-Day Short Courses—February 21, 8:00 a.m.–5:00 p.m.

Oct. 1–Dec. 31—\$300 members and students; \$240 Pstat®/A.Stat.; \$350 nonmembers

Jan. 1–Feb. 7—\$345 members and students; \$240 Pstat®/A.Stat.; \$395 nonmembers

☐ SC1: Management Fundamentals \$ _____

☐ SC2: A Corporate Perspective: Financial Savvy for Statisticians \$ _____

Oct. 1–Feb. 7—\$900. All registrants must complete an online assignment prior to the course.

☐ SC3: Seven Techniques to Maximize Speech Clarity if English Is Your Second Language \$ _____

Half-Day Short Courses—February 21

Oct. 1–Dec. 31—\$200 members and students; \$160 Pstat®/A.Stat.; \$250 nonmembers

Jan. 1–Feb. 7—\$235 members and students; \$160 Pstat®/A.Stat.; \$285 nonmembers

8:00 a.m.–12:00 p.m.

☐ SC4: Effective Presentations for Statisticians \$ _____

☐ SC5: Tree Modeling \$ _____

1:00 p.m.–5:00 p.m.

☐ SC6: Survey Sampling: Design, Weighting, and Analysis \$ _____

☐ SC7: A Crash R Course on Statistical Graphics \$ _____

Full-Day Short Course—February 22, 9:00 a.m.–5:00 p.m.

Oct. 1–Dec. 31—\$300 members and students; \$240 Pstat®/A.Stat.; \$350 nonmembers

Jan. 1–Feb. 7—\$345 members and students; \$240 Pstat®/A.Stat.; \$395 nonmembers

☐ SC8: Analysis of Recurrent Events Data with Applications \$ _____

Tutorials—February 23, 1:30 p.m.–3:30 p.m.

Oct. 1–Dec. 31—\$60 members and students; \$50 Pstat®/A.Stat.; \$70 nonmembers

Jan. 1–Feb. 7—\$75 members and students; \$50 Pstat®/A.Stat.; \$85 nonmembers

☐ T1: Leading Effective Meetings \$ _____

☐ T2: Big Data—How to Find a Diamond in the Rough: A Step-by-Step Guide to Data Mining \$ _____

☐ T3: Equivalence Testing Basics \$ _____

☐ T4: Influencing Friends, Foes, and Your Career \$ _____

Practical Computing Expos—February 23, 1:45 p.m.–3:30 p.m.

Included in registration fee. Pre-registration is requested to ensure proper set-up and preparation.

☐ PCE1: JMP Pro for the Practicing Statistician

☐ PCE2: Mixed Model Power Analysis by Example: Using Free Web-Based Power Software

☐ PCE3: Taming Big Data: Predictive Analytics Powered by SAP's HANA

TOTAL FEES: \$ _____

CANCELLATION POLICY

Cancellations received by December 31, 2012, will be refunded, less 20% all items. Requests for refunds received after December 31 will not be honored. All cancellations must be made in writing to asainfo@amstat.org, via fax to (703) 684-2037, or mailed to CSP Registration, 732 N. Washington Street, Alexandria, VA 22314.

Full-Day Short Courses

Thursday, February 21

8:00 a.m.–5:00 p.m.

SC1: Management Fundamentals

Instructor: Bill Williams, Organizational Learning Consultant

This course addresses skill areas critical to effective people management, including material for managers who might describe themselves as introverts and the following: understanding the role of a "people manager," forming effective relationships with people reporting directly to you, setting and communicating expectations, providing effective feedback, and coaching for performance and development.

8:00 a.m.–5:00 p.m.

SC2: A Corporate Perspective: Financial Savvy for Statisticians

Instructor: Frederick Faltin, The Faltin Group

We will discuss the role of corporate finance, the financial issues that drive decisionmaking and market perceptions, and key topics needed for an understanding of corporate financial management. Attendees will learn about the language of financial management, with the broader aim of helping them better integrate into the corporate mainstream. We'll conclude with a discussion about the Great Recession and European debt crisis. Attendees will receive course notebooks with presentation contents; no specific software is required, although there will be illustrations using Microsoft Excel.

8:00 a.m.–5:00 p.m.

SC3: Seven Techniques to Maximize Speech Clarity if English Is Your Second Language

Instructor: William A. Vance, Yale University and Executive Voice, LLC

You will learn how to increase the clarity of every word and sentence you speak. We will develop seven techniques for reducing your accent, including controlling speech speed, highlighting ideas, making words clear, strengthening vowel and consonant sounds, improving grammatical accuracy, and building fluency. Special attention will be given to the technical vocabulary of statistics. We will use specialized tools to provide a metrics-based gauge of your improvement. The course includes a required pre-evaluation of your oral communication skills.

Half-Day Short Courses

Thursday, February 21

8:00 a.m.–12:00 p.m.

SC4: Effective Presentations for Statisticians

Instructors: Bob Starbuck, Wyeth (retired), and Jeanine Buchanich, University of Pittsburgh

This course will cover the basics of presentation skills for statisticians. It is under development by ASA President Bob Rodriguez's Career Success Factors Workgroup. Topics include slide preparation, crafting your argument, proofreading, timing, and practice.

8:00 a.m.–12:00 p.m.

SC5: Tree Modeling

Instructor: Chris Peterson, Capital One

This course will provide a basic overview of tree modeling techniques. It will cover when tree modeling is appropriate and how to judge the quality of a tree model through the application of tree modeling in several industries. It will reference the capability of different software packages for tree modeling.

1:00 p.m.–5:00 p.m.

SC6: Survey Sampling: Design, Weighting, and Analysis

Instructor: David Morganstein, Westat

We will review tools used by the sample designer to produce an efficient and cost-effective design. Three approaches will be compared. Attendees will learn about steps in the survey weighting process and discuss the most common approaches for creating sampling error estimates. We will discuss the impact of the sample design and weight adjustment process on the survey estimates and model parameters.

1:00 p.m.–5:00 p.m.

SC7: A Crash R Course on Statistical Graphics

Instructor: Isabella Ghement, Ghement Statistical Consulting Company, Ltd.

After providing participants with an overview of R and its data import capabilities, I will introduce two of the graphical systems available in R: base graphics and lattice graphics. Participants will learn through a variety of demos and exercises how to use each graphical system to create and customize publication-quality graphics. Participants also will learn how to use scripts to store R commands for data visualization and how to save R graphical output for further reporting. Participants should bring their laptops preinstalled with R. No previous knowledge of R is required.

Full-Day Short Course

Friday, February 22

9:00 a.m.–5:00 p.m.

SC8: Analysis of Recurrent Events Data with Applications

Instructor: Wayne Nelson, Consultant

Most reliability and survival data analyses deal with data with one event for each sample unit, the end of life. However, in many applications, sample units undergo repeated events such as repairs of products, recurrences of tumors, consumer purchases on the Internet, remarriages, and reincarcerations. This course, based on Wayne Nelson's book *Recurrent Events Data Analysis for Product Repairs, Disease Recurrences, and Other Applications*, presents analyses of such recurrent-events data.

Tutorials

Saturday, February 23

1:30 p.m.–3:30 p.m.

T1: Leading Effective Meetings

Instructor: Bill Williams, Organizational Learning Consultant

Meetings that are poorly planned and run can be a frustrating waste of time. Following a few basic practices for planning and conducting meetings can avert a lot of grief. Learn how to be an effective meeting leader in this highly interactive tutorial that promises to be more enlightening than most of the meetings you attend.

1:30 p.m.–3:30 p.m.

T2: Big Data – How to Find a Diamond in the Rough: A Step-by-Step Guide to Data Mining

Instructors: John Lin and Dr. Qizhi Wei, Aspen Marketing Services, a division of Epsilon

This tutorial presents an award-winning data mining approach that addresses the Big Data challenge. It will provide applied statisticians with a comprehensive guide to develop analytic solutions to generate valuable insights from massive data. Common data mining techniques such as sampling, variable creation

and reduction methods, model development process, model diagnoses and validation, scoring and implementation, and back-end analysis and measurement will be covered.

1:30 p.m.–3:30 p.m.

T3: Equivalence Testing Basics

Instructor: Melissa Ziegler, DuPont

This tutorial provides a basic understanding of the purpose of two-sample equivalence testing (test vs. control). We will compare this approach with traditional hypothesis testing and discuss the establishment of a region of clinical indifference. The course will focus on the practical interpretation of Type I error and power in the equivalence context.

1:30 p.m.–3:30 p.m.

T4: Influencing Friends, Foes, and Your Career

Instructor: James L. Hess, Leggett & Platt Incorporated

Success is measured by the business contribution a statistician makes in the work place; this tutorial provides skills that will improve the participant's "batting average" in this arena. Activities are interspersed in three main content sections: influence, business case development, and lessons learned.

Practical Computing Expos

Saturday, February 23

1:45 p.m.–3:30 p.m.

PCE1: JMP Pro for the Practicing Statistician

Sam Gardner, JMP, a division of SAS

Come see the depth and breadth of the data visualization and statistical analysis tools available in JMP Pro. JMP Pro has great visual exploration tools that aid the exploratory data analysis process. It also has advanced predictive analytics methods such as recursive partitioning, neural networks, PLS, gradient boosting, and random forests.

1:45 p.m.–3:30 p.m.

PCE2: Mixed Model Power Analysis by Example: Using Free Web-Based Power Software

Deborah Glueck and Aarti Munjal, University of Colorado, Denver

Join us for an interactive demonstration of power and sample size calculations for common mixed model analyses. Attendees will learn new statistical methods for power and sample size for the general linear mixed model, gain understanding of how to apply the methods to multilevel and longitudinal data, and implement the methods using GLIMPSE—a free, web-based software product.

1:45 p.m.–3:30 p.m.

PCE3: Taming Big Data: Predictive Analytics Powered by SAP's HANA

Manavendra Misra, Cognilytics

I will demonstrate the power of SAP Predictive Analysis running on HANA by showing a customer segmentation example. Running an automated segmentation or clustering algorithm is a computationally demanding task that can often take hours to run. We will show how segmentation of a 10.5 million loan portfolio can be performed using a K-Means algorithm in a couple of minutes.

Don Owen

The San Antonio Chapter is accepting nominations for the 2013 Don Owen Award from ASA chapters in North America. The award is given to a statistician who embodies the three-fold accomplishments of Donald B. Owen: research, statistical consultation, and service to the statistical community.

The nominee must be a member of the ASA, but is not required to be a member of the nominating chapter. In addition to a cover letter highlighting the accomplishments of the nominee, the nomination packet must contain the following supporting information:

1. Name of the nominee
2. Degrees (titles, dates, schools)
3. Present position(s), followed by significant former positions (with dates)
4. List of major publications having statistical content
5. List of activities related to teaching and dissemination of statistical knowledge
6. List of consulting activities related to statistical problems or editorial contributions
7. List of activities supporting the mission of the ASA and related professional organizations

To submit a nomination, send six copies of the nomination packet to Peter Olofsson, Mathematics Department, Trinity University, One Trinity Place, San Antonio, TX, 78212 or email the packet in PDF format to polofso@trinity.edu.

The deadline for nominations is February 1, 2013.

Before his death in 1991, Owen was distinguished professor

of statistics at Southern Methodist University in Dallas, Texas, and the author of seven textbooks, seven monographs, and more than 75 articles in refereed journals. He also trained 19 doctoral and master's students, served as an applied statistician for 10 years at the Sandia Corporation, and operated his own consulting firm that specialized in quality control. Owen was editor of *Communications in Statistics* for both series A and B and associate editor of *Technometrics* and *JASA*. Additionally, he edited more than 50 textbooks, including many for Taylor & Francis.

As the sponsor of this award, Taylor & Francis promotes scientific research, supports educational programs, and rewards outstanding academic achievement in the sciences.

Excellence in Statistical Reporting

Members of the Committee on Excellence in Statistical Reporting are accepting nominations for the 2013 award. The award is designed to encourage and recognize members of the communications media who have best displayed an informed interest in the science of statistics and its role in public life. The award can be given for a single statistical presentation or sustained worthy contributions, as would clearly be a credit to the statistical profession.

Consideration shall be given to the following:

Correctness, clarity, fairness, brevity, and professionalism of the communications

Importance, relevance, and overall effectiveness in affecting the intended audience

Impact on the growth and national or regional exposure of statistics

CAMBRIDGE

E-books
Available
for most
titles!

New and Forthcoming Titles in Statistics!

An Introduction to the Philosophy of Mathematics

Mark Colyvan

Cambridge Introductions to Philosophy

\$85.00: Hb: 978-0-521-82602-0: 198 pp.

\$28.99: Pb: 978-0-521-53341-6

Basic Phylogenetic Combinatorics

Andreas Dress, Katharina T. Huber, Jacobus Koolen, Vincent Moulton, and Andreas Spillner

\$65.00: Hb: 978-0-521-76832-0: 276 pp.

Bayesian Inference for Gene Expression and Proteomics

Edited by Kim-Anh Do, Peter Möller, and Marina Vannucci

\$50.00: Pb: 978-1-107-63698-9: 456 pp.

Modern Statistical Methods for Astronomy With R Applications

Eric D. Feigelson and G. Jogesh Babu

\$90.00: Hb: 978-0-521-76727-9: 494 pp.

Networks in Social Policy Problems

Edited by Balázs Vedres and Marco Scotti

\$99.00: Hb: 978-1-107-00983-7: 312 pp.

Risk Modelling in General Insurance From Principles to Practice

Roger J. Gray and Susan M. Pitts

International Series on Actuarial Science

\$70.00: Hb: 978-0-521-86394-0: 410 pp.

Solutions Manual for Actuarial Mathematics for Life Contingent Risks

David C. M. Dickson, Mary R. Hardy, and Howard R. Waters

International Series on Actuarial Science

\$32.99: Pb: 978-1-107-60844-1: 177 pp.

Theory of Conditional Games

Wynn C. Stirling

\$95.00: Hb: 978-1-107-01174-8: 250 pp.

The Black-Scholes Model

Marek Capiński and Ekkehard Kopp

Mastering Mathematical Finance

\$110.00: Hb: 978-1-107-00169-5: 178 pp.

\$39.99: Pb: 978-0-521-17300-1

Third Edition

Understanding Probability

Henk Tijms

\$48.00: Pb: 978-1-107-65856-1: 572 pp.

Prices subject to change.



CAMBRIDGE
UNIVERSITY PRESS

www.cambridge.org/us/statistics

800.872.7423

@cambUP_maths



Appreciation and emphasis of the statistical aspects of a particular issue or event

Excellent coverage of research on statistics or statistical issues

For additional information, contact Morteza Marzjarani at marzjara@svsu.edu. Instructions and the nomination form can be found at www.amstat.org/awards/excellenceinstatisticalreportingaward.cfm.

Julius Shiskin

Nominations are invited for the annual Julius Shiskin Memorial Award for Economic Statistics. The award is given in recognition of unusually original and important contributions to the development of economic statistics or in the use of statistics to interpret the economy.

Individuals and groups in the public or private sector from any country can be nominated. The award will be presented with an honorarium of \$1,000 plus additional recognition from the sponsors.

A nomination form and list of previous recipients are available at www.amstat.org/sections/bus_econ/shiskin.html. Nominations must be received by March 15, 2013.

For questions, contact Steven Paben at paben.steven@bls.gov.

Waksberg

The journal *Survey Methodology* has established an annual invited paper series in honor of Joe Waksberg to recognize his contributions to survey methodology. Each year, a prominent survey statistician is chosen to write a paper that reviews the development and current state of an important topic in the field of survey methodology.

The recipient of the Waksberg Award will receive an honorarium and give the 2014 Waksberg Invited Address at the Statistics Canada Symposium, to be held in

the autumn of 2014. The paper will be published in a future issue of *Survey Methodology* (targeted for December 2014).

The author of the 2014 Waksberg paper will be selected by a four-person committee appointed by *Survey Methodology* and the American Statistical Association. Nomination of

individuals to be considered as authors or suggestions for topics should be sent before February 28, 2013, to the committee chair, Steve Heeringa, at sheeringa@umich.edu.

To view a list of previous Waksberg honorees, visit <http://magazine.amstat.org/blog/2012/12/01/decaward>. ■

Deadlines and Contact Information for ASA National Awards, Special Lectureships, and COPSS Awards

www.amstat.org/awards

January 15, 2013

COPSS Presidents' Award

Raymond J. Carroll, copsspresidents2013@gmail.com

January 15, 2013

COPSS Florence Nightingale David Award

Nancy Reid, reid@utstat.utoronto.ca

January 15, 2013

COPSS George W. Snedecor Award

Nilanjan Chatterjee, chattern@mail.nih.gov

March 1, 2013

ASA Fellows

Nominations accepted online at www.amstat.org
Questions: David L. DeMets, demets@biostat.wise.edu

March 9, 2013

ASA Statistics in Chemistry Award

Philip J. Ramsey, pjrstats@aol.com

March 15, 2013

ASA W. J. Dixon Award for Excellence in Statistical Consulting

Nominations: Pam Craven, pamela@amstat.org
Questions: Mani Y. Lakshminarayanan, Mani_Lakshminarayanan@merck.com

March 15, 2013

ASA Founders Award

Nominations: Pam Craven, pamela@amstat.org
Questions: Robert N. Rodriguez, bob.rodriguez@sas.com

March 15, 2013

ASA W. J. Youden Award in Interlaboratory Testing

Nominations: Pam Craven, pamela@amstat.org
Questions: Michael J. Messner, messner.michael@epa.gov

March 15, 2013

ASA Waller Education Award

Nominations: Pam Craven, pamela@amstat.org
Questions: June Morita, june@stat.washington.edu

March 15, 2013

Karl E. Peace Award for Outstanding Statistical Contributions for the Betterment of Society

Nominations: Pam Craven, pamela@amstat.org
Questions: Margaret A. Nemeth, margaret.a.nemeth@monsanto.com

April 1, 2013

ASA Gertrude M. Cox Scholarship

Nominations: Pam Craven, pamela@amstat.org
Questions: Eleanor Feingold, feingold@pitt.edu

April 1, 2013

ASA Outstanding Statistical Application Award

Nominations: Pam Craven, pamela@amstat.org
Questions: DuBois Bowman, dbowma3@emory.edu

April 1, 2013

ASA Edward C. Bryant Scholarship

Nominations: Pam Craven, pamela@amstat.org
Questions: Tapabrata Maiti, maiti@stt.msu.edu

April 1, 2013

ASA Excellence in Statistical Reporting Award

Nominations: Pam Craven, pamela@amstat.org
Questions: Morteza Marzjarani, marzjara@svsu.edu

April 1, 2013

ASA Samuel S. Wilks Memorial Medal

Nominations: Pam Craven, pamela@amstat.org
Questions: Paul P. Biemer, ppb@rti.org

sectionnews

Biometrics

Edited by Songthip Ounpraseuth, Biometrics
Section Publications Officer

Wei Sun, 2013 Joint Statistical Meetings (JSM) Biometrics Section program chair, is collecting proposals for topic-contributed sessions. If you are interested in organizing such a session, contact him at wsun@bios.unc.edu. The deadline for submitting topic-contributed session abstracts is February 2.

Also, the section invites applications for funding to support innovative outreach projects focused on enhancing awareness of biostatistics among quantitatively talented U.S. students. Projects that will encourage students to pursue advanced training in biostatistics are especially wanted. The section anticipates funding up to three projects, with total funding of up to \$3,000 per project.

A three-page application is due January 11, 2013. A project period with a start date no earlier than February 15, 2013, and an end date no later

than December 31, 2013, also should be specified. Applications should be submitted electronically to the Strategic Initiatives Subcommittee chair, Roslyn Stone, at Roslyn@pitt.edu, in the following format:

Title

Objectives and specific aims

Background, significance, and/or rationale

Design and methods

Budget

All investigators will be expected to submit a brief report at the conclusion of the project.

With the arrival of 2013, the section will have the following new set of officers:

Dianne Finkelstein, past chair

Janwen Cai, chair

Mike Daniels, chair-elect

Limin Clegg, Council of Sections representative

Wei Sun, JSM program chair

Donglin Zeng, Continuing Education chair

Yu Shen, secretary/treasurer

Feifei Wei, publications officer

Doug Schaubel, ENAR chair

For details, visit <http://magazine.amstat.org/?cat=17>.

Physical and Engineering Sciences

A message from the 2012 chair of the Section on Physical and Engineering Sciences (SPES), Angela Dean, can be found at <http://magazine.amstat.org/?cat=17>.

SPES also invites paper submissions for the 57th Fall Technical Conference, to be held October 17–18, 2013, in San Antonio, Texas. The Fall Technical Conference has long been a forum for both statistics and quality, with the goal of engaging researchers and practitioners in a dialogue that leads to more effective use of statistics to improve quality. If you are interested in presenting an applied or expository paper, see <http://amstat-online.org/spes/2012/11/07/fic-2013-call-for-papers>.



Apply Now!

ASA Student Travel Awards

2013 Joint Statistical Meetings in Montréal, Québec, Canada,
from August 3–8!

Up to Three \$400 Travel Awards!

- For grad students enrolled in applied statistics and/or quality management programs.
- Contact Ming Li (limi@ge.com) for complete information about the award and how to apply.
- Applications accepted through March 31, 2013

Awarded by the Quality and Productivity (Q&P) Section
of the American Statistical Association (ASA)



Quality and Productivity

A message from the Q&P chair, Don McCormack, detailing the past year's activities can be found at <http://magazine.amstat.org/?cat=17>.

Also, you are invited to contribute a talk or poster presentation for the 30th Quality and Productivity Conference, which will be held at GE Global Research in Niskayuna, New York, from June 5–7, 2013. Visit www.qprc2013.com for more information.

Papers are being sought for the 2013 Fall Technical Conference, to be held in San Antonio, Texas, from October 17–18, as well. The deadline to submit abstracts is February 28, 2013. For details, visit <http://magazine.amstat.org/?cat=17>.

Teaching of Statistics in the Health Sciences

Officers of the Teaching of Statistics in the Health Sciences (TSHS) Section recognize this year's JSM TSHS award winners—**D. Keith Williams**, who won the Outstanding Teaching Award, and **Harry Norton** and **George Divine**, who both won the Best Contributed Paper Award for “Interesting Examples of the Capture-Recapture Sampling Method from Biology, Public Health, and Epidemiology.”

The section officers also announce next year's awards: the Distinguished Achievement Award, Young Investigator Award, Outstanding Teaching Award, and Best Contributed Paper Award (at JSM 2013). For details about these awards, visit the TSHS website at <http://community.amstat.org/TSHS/Home> or <http://magazine.amstat.org/?cat=17>.

chapternews

Kansas-Western Missouri

The ASA Kansas-Western Missouri Chapter's 6th annual symposium, themed “Innovations in Design, Analysis, and Dissemination: Frontiers in Biostatistical Methods,” will take place April 18–19, 2013, at Cerner Corporation's world headquarters campus in Kansas City, Missouri.

Sharon-Lise T. Normand of Harvard University will deliver the keynote address, “Statistical Methods for Assessing the Comparative Safety and Effectiveness

of Medical Devices: Distributed Networks, Auxiliary Data Sources, and Learning Curves.”

During the morning session on April 18, Thomas Love will provide a pre-symposium short course, titled “Using Propensity Scores to Design and Analyze Observational Studies.”

In honor of the International Year of Statistics, Marie Davidian, William Neal Reynolds Professor in the department of statistics at North Carolina State University and ASA president-elect will give the presidential address.

For details and to register, visit <http://community.amstat.org/KWMChapter/AnnualSymposium>.

North Carolina

This past October, the North Carolina Chapter of the ASA organized the International Conference on Advances in Interdisciplinary Statistics and Combinatorics at The University of North Carolina at Greensboro.

The conference featured diverse academic sessions, including wild fires management, environment, anthropology, medicine, insurance, weather modeling, and network security. Highlighted were the research, teaching, and service contributions of many ASA members in North Carolina.

Before the evening reception, there was an open forum that generated new ways to strengthen the chapter, including a traveling statistics lecture series, switching the chapter website to the ASA website, and electing two vice presidents instead of one to ensure smoother transition of leadership. It also was decided that the chapter would organize an annual statistics symposium with universities and organizations in North Carolina. Also discussed was the possibility of regularly hosting a larger international conference.

The graduate student winners for best paper presentation awards are **Thais Paiva**, **Kyle White**, **Sara Becker**, and **Archana Polisetti**. Undergraduate student winners are **Anna Tuck**, **Tracy Spears Gill**, and **Caitlin Ross**. All awardees received a certificate, plaque, and cash award.

Visit www.uncg.edu/mat/laisc for details and pictures of the event. ■

To list your section's news in *Amstat News*, send an email to Managing Editor Megan Murphy at megan@amstat.org with the details.

Professional Opportunity listings may not exceed 65 words, plus equal opportunity information. The deadline for their receipt is the 20th of the month two months prior to when the ad is to be published (e.g., May 20 for the July issue). Ads will be published in the next available issue following receipt.

Listings are shown alphabetically by state, followed by international listings. Vacancy listings may include the institutional name and address or be identified by number, as desired.

Professional Opportunities vacancies also will be published on the ASA's website (www.amstat.org). Vacancy listings will appear on the website for the entire calendar month. Ads may not be placed for publication in the magazine only; all ads will be published both electronically and in print.

Rates: \$320 for nonprofit organizations (with proof of nonprofit status), \$475 for all others. Member discounts are not given. For display and online advertising rates, go to www.amstat.org/ads.

Listings will be invoiced following publication. All payments should be made to the American Statistical Association. All material should be sent to *Amstat News*, 732 North Washington Street, Alexandria, VA 22314-1943; fax (703) 684-2036; email advertise@amstat.org.

Employers are expected to acknowledge all responses resulting from publication of their ads. Personnel advertising is accepted with the understanding that the advertiser does not discriminate among applicants on the basis of race, sex, religion, age, color, national origin, handicap, or sexual orientation.

Also, look for job ads on the ASA website at www.amstat.org/jobweb.

Alabama

■ The department of mathematics at the University of Alabama invites applications for a tenure-track assistant professor position in the area of probability/statistics with a focus on nonparametric statistics and computing. The appointment will begin on August 16, 2013. Candidates must possess a doctorate in mathematics, statistics, or a closely related field. A complete description with application instructions can be found at facultyjobs.ua.edu. EO/AA employer.

■ The UAB School of Public Health invites applications for position of chair, biostatistics, with faculty appointment as professor with tenure. Doctoral degree in biostatistics or closely related field is required, as is record of scholarly academic accomplishments including research, teaching, and service, and proven record of obtaining extramural research support. Please send CV and cover letter to Asmith@ms.soph.uab.edu (telephone 205-975-7742). University of Alabama at Birmingham is an AA/EOE. Women and ethnic minorities are particularly encouraged to apply.

California

■ Humboldt State University, faculty tenure-track position starting August 2013. Statistics, JOB #7554. Seeking tenure-track faculty member to provide statistics instruction, supervise thesis research, provide statistical advice, and work collaboratively on research projects. PhD or equivalent in statistics or quantitative science with statistics emphasis preferred at time of appointment. For more information and to view complete vacancy announcement, visit <http://apptkr.com/293520> HSU is an EO/TitleIX/ADA Employer.

Connecticut

■ University of Connecticut-Storrs Department of Statistics has three positions available. Two are aimed at hiring tenure-track assistant professors with emphasis in genomics and science and technology respectively. The third is aimed at hiring an associate/full professor with strong foundations in probability and statistics. For details, see www.stat.uconn.edu. Women and members of under-represented groups are especially encouraged to apply. The University of Connecticut is an EEO employer.

■ Southern Connecticut State University's Mathematics Department invites applications for two tenure-track positions: one at the assistant and one at the assistant/associate level. Duties include teaching undergraduate/master's-level courses in statistics and mathematics, pursuing creative activities, and participating in department and university service. Normal teaching load is 12 credit-hours per semester. For further information, please see our advertisement at www.southernct.edu/employment/Job_Openings. To apply, visit www.mathjobs.org/jobs/jobs/4228.

District of Columbia

■ Tenure-track professor positions. The department of biostatistics at Georgetown University's Medical Center invites applications for tenure track (assistant/associate) positions. Candidate must possess a PhD in biostatistics or statistics, with expertise in clinical trials methodology, statistical bioinformatics, statistical methods for cancer epidemiology, high-dimensional genomics and transcriptional data analysis, and Bayesian modeling. For more information, please visit <http://dbbb.georgetown.edu/Employment>. EOE.

Florida

■ The University of Florida Statistics Department invites applications for a full-time lecturer position to begin August 16, 2013. Master's degree in statistics or a closely related field required; PhD preferred. Primary duties include the teaching of undergraduate statistics courses; lecturers with PhD also teach graduate-level courses. Submit vita, transcripts and three letters of reference to Lecturer Search Committee, PS#00009172, P.O. BOX 118545, Gainesville, FL 32611-8545. EOE.

Georgia

■ The H. Milton Stewart School of Ind. & Systems Eng. GA Tech, Atlanta, GA, invites applications for asst. professor, assoc. professor, and professor positions. Applicants from research areas, including advanced mfg, systems, informatics and control, economic decision analysis, health systems, supply chain logistics, quantitative and computational fin., optimization, simulation, statistics, and stochastics. For further information, go to www.isye.gatech.edu/candidate. Interview process begins Fall Semester 2012.



Department of Health and Human Services
National Institutes of Health
National Institute of Allergy and Infectious Diseases
Biostatistics Research Branch

The Biostatistics Research Branch at the National Institute of Allergy and Infectious Diseases is seeking candidates with a Ph.D. in statistics or biostatistics. Statisticians in the group have three main functions: conducting independent research on statistical methodology, oversight of large collaborative medical studies, and small-scale collaborations with individual researchers. Collaborative opportunities include bio-defense, HIV/AIDS, immunology, transplantation, vaccine development, and bioinformatics.

Applicants should send their resume and three references to Dean Follmann Chief BRB at dean.follmann@nih.gov. The vacancy will remain open until filled.



HHS, NIH and NIAID are equal opportunity employers



Deadline: 3/31/2013. Georgia Tech is an Affirmative Action/Equal Opportunity Employer, a Unit of the U System of GA.

Indiana

■ Two faculty positions (level commensurate w/qualifications), Department of Biostatistics/IU Schools of Medicine and Public Health on the Indianapolis campus. Duties include statistical research, teaching and collaborative research. PhD in biostatistics, statistics or related field required; Practical experience preferred. Excellent communication skills required. Competitive salary/excellent benefits. Send CV, research/teaching statements, 3 refs: to biosfrh@iupui.edu or Search Committee, Biostatistics, HS3000, 410 W. Tenth Street, Indianapolis, IN 46202-3012. Indiana University is an EEO/AA employer, M/F/D.

Iowa

■ The Department of Biostatistics (<http://cph.uiowa.edu/biostat/>) in the College of Public Health at The University of Iowa invites applications for a tenure-track assistant professor with expertise in analysis of genetic data and/or genomic sequencing (Requisition # 61511). Applications are also invited for a clinical-track assistant professor (Requisition # 61514) with interest in collaborative clinical trials. See <http://jobs.uiowa.edu> for complete position descriptions and electronic application information. The University of Iowa is an Affirmative Action/Equal Opportunity Employer.

Kentucky

■ Department of bioinformatics and biostatistics, University of Louisville, invites applications for a tenure-track faculty position at the level of assistant professor starting August 2013. A PhD in biostatistics/statistics or a related discipline is required. Screening begins on December 1, 2012. Please apply online at <http://louisville.edu/hr/employment> applicants Job Opening ID 28505. Please send three reference letters and a cover letter to Lynne Dosker (lynne.dosker@louisville.edu). The University of Louisville is an Affirmative Action, Equal Opportunity, Americans with Disabilities Employer, committed to diversity and in that spirit, seeks applications from a broad variety of candidates.

www.westat.com

Survey Sampling Statistician

EOE

Westat is an employee-owned corporation headquartered in the suburbs of Washington, DC (Rockville, Maryland). We provide statistical consulting and survey research to the agencies of the U.S. Government and to a broad range of business and institutional clients. With a strong technical and managerial staff and a long record of quality research, Westat has become one of the leading survey research and statistical consulting organizations in the United States.

Our company was founded in 1961 by three statisticians. The current staff of more than 2,000 includes over 60 statisticians, as well as research, technical, and administrative staff. In addition, our professional staff is supported by data collection and processing personnel situated locally and in field sites around the country. The work atmosphere is open, progressive, and highly conducive to professional growth.

Our statistical efforts continue to expand in areas such as the environment, energy, health, education, and human resources. Westat statisticians are actively involved in teaching graduate-level courses in statistical methods and survey methodology in collaborative arrangements with area colleges and universities.

We are currently recruiting for the following statistical position:

Survey Sampling Statistician

Job Code 5307BR

Responsibilities include: developing sample designs (determining stratification and allocation to strata; determine sample size based on differences and power; determine optimal clustering; and select sample); selecting and/or constructing appropriate sample frame; developing and documenting weighting plan which includes non-response adjustment and bench-marking; developing and conducting imputation for item nonresponse and estimating sampling errors using appropriate software; writing specifications for programmers; and preparing reports on sample design, weighting procedures and other methodological issues. Candidates would benefit from knowing SAS and other statistical software packages; although candidates are not required to do programming. A master's or doctoral degree in statistics is required with 3 or more years of relevant experience. Coursework in sample survey design is highly desirable.

Westat offers excellent growth opportunities and an outstanding benefits package including life and health insurance, an Employee Stock Ownership Plan (ESOP), a 401(k) plan, flexible spending accounts, professional development, and tuition assistance. To apply, go to www.westat.com/jobs and enter **5307BR** in the space provided.



An Employee-Owned
Research Corporation*

Massachusetts

■ Massachusetts General Hospital's Medical Practice Evaluation Center (MPEC) is seeking 2 biostatisticians with a doctoral degree in statistics or biostatistics. Applicant must have a methodological background plus expertise in survival analysis, multivariate statistics, longitudinal modeling, simulation modeling, and structural equation modeling. 3–5 years of experience required. To apply, visit www.mghcareers.org and search for these openings using job ID # 2229405. EOE.

Missouri

■ A tenure-track assistant or associate professor of biostatistics position at the Saint Louis University School of Public Health. Applicants must have a PhD degree in biostatistics or applied statistics or a related field. Applications sent to <http://jobs.slu.edu> (Job#: 20110774). Inquiries: Dr. John Fu, Chair, Department of Biostatistics, Email: QJFU@SLU.EDU. Review of applications will begin immediately and continue until the position is filled. EOE.

THE UNIVERSITY OF WASHINGTON DEPARTMENT OF BIOSTATISTICS

wishes to recruit two full-time twelve-month tenure-track faculty positions at the Assistant Professor level. The University of Washington is a national leader in education and biomedical research (top 5 in total NIH funding) and the Department of Biostatistics is committed to training the future leaders of the discipline. Applicants are required to have a Ph.D. in Biostatistics, Statistics or a related field. Duties include teaching, methodological research and collaborative biomedical research. Submit a signed letter of interest, a curriculum vitae, and teaching and research statements to b-facsearch@uw.edu and arrange for four signed letters of reference sent to the same address. Review of applications will start on January 7, 2013, and will continue until the positions are filled.

Information about the Department of Biostatistics is available at www.biostat.washington.edu and about the School of Public Health at <http://sph.washington.edu>. Information about these positions may be requested from the search committee chair, Patrick Heagerty, at heagerty@uw.edu. The UW School of Public Health is committed to a diverse academic community. We view diversity as essential to our mission; for more information please see the following website: <http://www.washington.edu/diversity/>.

University of Washington faculty engage in teaching, research and service. The University of Washington is an affirmative action, equal opportunity employer. The University encourages applications from women, minorities, individuals with disabilities and covered veterans.



NORC at the University of Chicago is an independent research organization headquartered in downtown Chicago with additional offices on the University of Chicago's campus, in the D.C. Metro area, Atlanta, and Boston. With clients throughout the world, NORC collaborates with government agencies, foundations, educational institutions, nonprofit organizations, and businesses to provide data and analysis that support informed decision making in key areas including health, education, economics, crime, justice, energy, security, and the environment. Learn more about NORC's leadership and experience in data collection, analysis, and dissemination at:

www.norc.org.

NORC is actively seeking statisticians, survey methodologists, statistical programmers, data managers, survey directors, and social scientists with advanced training or experience in survey research or survey operations. New staff will be based in our Chicago, IL or Bethesda, MD offices. To apply for employment, please visit our website at:

<http://norccareers.silkroad.com>

NORC is an affirmative action, equal opportunity employer that values and actively seeks diversity in the workforce.

Faculty Positions in Applied Operations Research

Cornell is a community of scholars, known for intellectual rigor and engaged in deep and broad research, teaching tomorrow's thought leaders to think otherwise, care for others, and create and disseminate knowledge with a public purpose.

Cornell University's School of Operations Research and Information Engineering (ORIE) seeks to fill one or more tenured/tenure-track faculty positions in Applied Operations Research on the Ithaca campus. Applicants with research interests in supply chain/logistics, information engineering/technology, energy/sustainability, OR and healthcare, or statistics are of primary interest.

Requisite is a strong interest in the broad mission of the School, an ability and willingness to teach at all levels of the program, strong potential for leadership in research and education, and a PhD in Operations Research, Mathematics, Statistics, or a related field by the start of the appointment. Salary will be appropriate to qualifications and engineering school norms.

Cornell ORIE is a diverse group of high-quality researchers and educators interested in probability, optimization, statistics, simulation, and a wide array of applications such as manufacturing, supply chains, scheduling, transportation systems, health care, financial engineering, service systems and network science. We value mathematical and technical depth and innovation, and experience with applications and practice. Ideal candidates will have correspondingly broad training and interests.

Please apply online at <https://academicjobsonline.org/ajo/jobs/2053> with a cover letter, CV, statements of teaching and research interests, sample publications, list of references and, for junior applicants, a doctoral transcript. Applications will be reviewed beginning December 1, 2012 and will be accepted until these positions are filled.

ORIE and the College of Engineering at Cornell embrace diversity and seek candidates who can contribute to a welcoming climate for students of all races and genders. Cornell University seeks to meet the needs of dual career couples, has a Dual Career program, and is a member of the Upstate New York Higher Education Recruitment Consortium to assist with dual career searches. Visit <http://www.unyherc.org/home/> to see positions available in higher education in the upstate New York area. Cornell University is an equal opportunity, affirmative action educator and employer. We strongly encourage qualified women and minority candidates to apply.

Find us online at <http://hr.cornell.edu/jobs> or [Facebook.com/CornellCareers](https://www.facebook.com/CornellCareers)



*Diversity and inclusion have been and continue to be a part of our heritage.
Cornell University is a recognized EEO/AA employer and educator.*

New York

■ The Measurement, Evaluation, and Statistics Program at Teachers College, Columbia University, invites applicants for an open-rank, tenure-track or tenured position in applied statistics at the college starting September 2013. For details, please visit our website at www.tc.edu/provost. Review of applications will continue until the search is completed. Appointment begins September 2013. EOE.

■ Deloitte FAS seeks statisticians with exceptional empirical skills to join its economic and statistical consulting group. Opportunities are available for experienced statisticians and recent PhD's. Deloitte offers broad range of work opportunities that involve sample design, statistical analysis, rigorous data analysis, multidisciplinary projects, and frequent client contact. Submit cover letter, résumé, and research paper to rashellejohnson@deloitte.com. If selected, three letters of reference will be required. EO/AA Employer.

■ Stony Brook Medicine, Graduate Program in Public Health. Assistant/associate professor. Stony Brook Medicine's Graduate Program in Public Health invites applications for the position of tenure-track assistant or associate professor (commensurate with qualifications). For a full position description, application procedures, or to apply online, visit www.stonybrook.edu/jobs (Ref. #F-7183-12-10-F). Stony Brook University/SUNY is an affirmative action, equal opportunity educator and employer.

■ Mathematical Sciences: Tenure-track, assistant professor in statistics. The department offers undergraduate majors in mathematics, applied mathematics, and mathematics education, and an MSED in mathematics education. PhD required. To view the complete vacancy and to apply, visit <https://careers.fredonia.edu/applicants/Central?quickFind=50805>. The university conducts background screens on applicants. An affirmative action/equal opportunity employer, SUNY Fredonia encourages and actively seeks applications from minorities, women, and people with disabilities.

■ Memorial Sloan-Kettering Cancer Center is seeking a doctoral-level biostatistician with an interest in developing and applying statistical methods to important problems

in cancer research to join an existing group of 19 faculty. Send CV and contact information for three referees to Colin B. Begg, PhD, Biostatistics Search, MSKCC, 307 East 63rd St., New York, NY 10065 or wongk1@mskcc.org. MSKCC is an Equal Opportunity Employer.

North Carolina

■ The University of North Carolina at Chapel Hill, Department of Statistics and Operations Research. Applications are invited for a tenure-track position at the assistant professor level, beginning July 2013, in the area of statistical theory. We will begin reviewing applications after November 12, 2012, and will continue accepting applications until the position is filled. For more information, see <http://unc.peopleadmin.com/postings/8830> to apply for this position. The University of North Carolina at Chapel Hill is an AA/EOE/ADA employer, and encourages applications from women and members of ethnic minorities.

■ The University of North Carolina at Chapel Hill, Department of Statistics and Operations Research. Full-time fixed-term lecturer position, beginning July 2013 with three-year appointment. Teach and redesign introductory courses. Requirements include: outstanding teaching ability, substantial teaching experience, superb oral and written communication skills. Review of applications begins January 1, 2013; applications accepted until position is filled. For information and to apply, see <http://unc.peopleadmin.com/postings/9238>. The University of North Carolina at Chapel Hill is an AA/EOE/ADA employer, and encourages applications from women and members of ethnic minorities.

Ohio

■ The Ohio State University statistics department invites applications for one tenure-track assistant professor and one open-rank position beginning autumn semester 2013. PhD in statistics and excellence in teaching and research are required. Positions are targeted to interest in spatial and spatial-temporal analysis and/or applications in environmental systems or environmental-human interacting systems. Apply at www.academicjobs.org. To build a diverse work force, Ohio State encourages applications from minorities, veterans, women, and individuals with disabilities. Flexible work

options available. EEO/AA Employer. Ohio State is an NSF Advance Institution.

■ The Ohio State University Statistics Department invites applications for two open-rank positions beginning autumn semester 2013. PhD in statistics or related area and excellence in teaching and research are required. One position is targeted to interest in computational probability and is joint with the department of mathematics; the second towards modern statistics with special attention to the social and behavioral sciences. Apply at www.academicjobs.org. To build a diverse work force, Ohio State encourages applications from minorities, veterans, women, and individuals with disabilities. Flexible work options available. EEO/AA Employer. Ohio State is an NSF Advance Institution.

■ Kent State University's department of mathematical sciences invites applications for a tenure-track assistant professor position in statistics. The appointment begins August 18, 2013. Salary and other conditions of employment are competitive. Exceptional candidates may be considered at the associate or full professor level. For further information about the department and this job opportunity, please go to www.math.kent.edu and www.mathjobs.org/jobs/KentState. Kent State University is an AA/EOE.

■ The Cleveland Clinic Department of Quantitative Health Sciences is recruiting for faculty and master's-level positions. Many areas are being sought, including biostatistics, health economics, health status measures, analysis of population-based registries, diagnostic test assessment, ROC analysis, and psychometrics. Details for all positions, as well as application instructions, are on our website: www.lerner.ccf.org/qhs/jobs. Cleveland Clinic is an AA/EOE.

Pennsylvania

■ The statistics department at Temple University seeks tenure-track and non-tenure track candidates at the assistant, associate, and/or full professor levels, starting in September 2013. Candidates in any area of statistics must have a PhD in statistics, the record or potential of publishing in top-tier journals, evidence of teaching excellence, and strong theory/application background. Apply electronically to Dr. William Wei, Faculty Search Committee Chair, stat.recruiting@temple.edu, with cover letter, CV,

teaching evidence, & three recommendation letters. For information, visit www.fox.temple.edu/dept/statistics. Temple University is an AA/EOE.

■ The Wharton Statistics Department, University of Pennsylvania, has one or two tenure-track or tenured positions at any level, appointment beginning July 2013. Applicants should show outstanding capacity in research and teaching. Applicants must have a PhD (expected completion by June 30, 2014, is acceptable) from an accredited institution. Please visit our web-site to apply: <https://statistics.wharton.upenn.edu/recruiting/facultypositions>. Questions should be sent to Abba Krieger at statistics.recruit@wharton.upenn.edu. The University of Pennsylvania is an AA/EOE; women and minority applicants are strongly encouraged to apply.

■ Possible tenure-track and visiting positions. Collegial environment emphasizing disciplinary and cross-disciplinary research and teaching. All areas of statistics welcome. Joint appointments possible with other units in the Pittsburgh area. See



THE CHINESE UNIVERSITY OF HONG KONG

Applications are invited for:-

Department of Statistics

Professor(s) / Associate Professor(s) / Assistant Professor(s)

(Ref. 1213/070(060)/2)

The Department invites applications for faculty post(s) at all levels. Applicants should have (i) a PhD degree; and (ii) strong research and teaching records in statistics. The appointee(s) will (a) teach undergraduate and postgraduate courses in statistics and risk management; (b) conduct high-quality research; and (c) assist in the administration of the Department. Applicants with exceptionally strong credentials may be considered for appointment at higher levels as Professor or Associate Professor. Applications will be accepted until the post(s) are filled.

Salary and Fringe Benefits

Salary will be highly competitive, commensurate with qualifications and experience. The University offers a comprehensive fringe benefit package, including medical care, a contract-end gratuity for appointments of two years or longer, and housing benefits for eligible appointees. Further information about the University and the general terms of service for appointments is available at <http://www.per.cuhk.edu.hk>. The terms mentioned herein are for reference only and are subject to revision by the University.

Application Procedure

Please send full curriculum vitae, a detailed list of publications and if available, abstracts of selected published papers, to the Personnel Office, The Chinese University of Hong Kong, Shatin, N.T., Hong Kong by post or by fax (no. (852) 3943 1462), preferably by December 31, 2012. The Personal Information Collection Statement will be provided upon request. Please quote the reference number and mark 'Application - Confidential' on cover.

Tenure Track Professor Positions

The Department of Statistics at North Carolina State University in partnership with the Chancellor's Faculty Excellence Program invites applications for tenure track (Assistant/Associate/Full Professor) positions. These positions are part of the NC State Chancellor's "Faculty Excellence Program," a cluster hire program that marks the first major initiative of the university's 2011-2020 strategic plan "The Pathway to the Future." Starting in 2012, NC State will hire thirty-eight faculty members across twelve research areas, or "clusters," to promote interdisciplinary scholarship and the development of innovative curricula in emerging areas of strategic strength. Inclusiveness and diversity are academic imperatives and thus are university goals. We are particularly interested in candidates who have experience working with students from diverse backgrounds and a demonstrated commitment to improving access to higher education for students from underrepresented groups. Explore the Chancellor's Faculty Excellence Program and the twelve clusters at: <http://ncsu.edu/workthatmatters>.

Forensic Statistics: This cluster is hiring four tenure-track or tenured faculty. It is anticipated that one of those positions will be housed in the Statistics Department, and the successful applicant will work closely with faculty in the Forensic Sciences Institute (for more information, see: <http://fsi.ncsu.edu>). Senior applicants are expected to have some knowledge and expertise in an area of forensic statistics. Junior applicants are expected to have serious interest in developing research and courses in forensic statistics. To apply, please visit <https://jobs.ncsu.edu> and designate position number 00102577.

Data-Driven Science: With a growing national interest in large-scale data enabled sciences, NC State University is uniquely postured to become a national leader through its innovative Institute for Advanced Analytics and cluster economy centered on "big data" in Research Triangle Park. This cluster is hiring four faculty members, with the successful statistics applicant having expertise in statistical computing, analytics and data mining. To apply, please visit <https://jobs.ncsu.edu> and designate position number 00102644.

Bioinformatics: Three tenure-track or tenured faculty positions are available in the Bioinformatics Research Center, an interdisciplinary research center that includes a dozen faculty from Statistics, Genetics, Computer Science, and other departments. The Center also houses roughly 25 students in the Bioinformatics Graduate Program. Any of these three positions could have home appointments in the Department of Statistics. To apply, please visit <https://jobs.ncsu.edu> and designate position number 17RJB01.

For more information about the department, visit <http://www.stat.ncsu.edu>. To discuss your potential interest in any of these positions, please do not hesitate to contact Peter Bloomfield, Statistics liaison for these positions, (919) 515-1913, peter_bloomfield@ncsu.edu or the appropriate cluster coordinator David Hinks, Forensics; Randy Avent, Data-Driven Science or David Bird, Bioinformatics.

AA/EOE. In addition, NC State University welcomes all persons without regard to sexual orientation. Persons with disabilities requiring accommodations in the application and interview process please call (919) 515-3148.

AMERICAN UNIVERSITY COLLEGE OF ARTS AND SCIENCES

The College of Arts and Sciences at American University (Washington, DC) invites applications for a full-time, tenure-line, Assistant Professor position, beginning in August 2013, in computational neuroscience (broadly defined, including but not limited to neural networks, simulation, image processing, and bio-informatics). The appointee's tenure home and departmental affiliation will depend on his or her research background, but we are most interested in applicants who would have at least a joint affiliation with the Department of Computer Science. Applicants must have a PhD in a relevant discipline. Teaching and post-doctoral experience are preferred. Responsibilities include: teaching and curriculum development; establishing an internationally recognized research program, preferably one that can involve undergraduate research participation; strengthening connections to neurosciences across campus; and service to the appointee's home department and the wider university.

American University has made other recent hires in neuroscience, is presently seeking to fill other positions in Computer Science, and benefits from proximity to other scientific institutions in the Washington area. (For example, NIH is three metro stops from the AU campus.) The College of Arts and Sciences offers a variety of degrees at the undergraduate, masters, and doctoral levels. For more information about our programs, visit <http://www.american.edu/cas/>.

Applicants should submit a cover letter, curriculum vitae, teaching statement, and research statement, and applicants must arrange for three letters of recommendation to be sent directly to the search committee. Materials can be submitted online (highly preferred) at <http://academicjobsonline.org/ajoo>, or via email to CompNeuroSearch@american.edu, or in hard copy to Computational Neuroscience Search Committee, Department of Mathematics and Statistics, American University, Washington, DC 20016-8050. Applications received by December 10, 2012 will receive full consideration. American University is an EEO/AA institution, committed to a diverse faculty, staff, and student body. Women and minority candidates are strongly encouraged to apply. American University offers employee benefits to same-sex domestic partners of employees and prohibits discrimination on the basis of sexual orientation/preference and gender identity/expression.

www.stat.cmu.edu (email: hiring@stat.cmu.edu). Send CV, research papers, relevant transcripts, and three recommendation letters to Faculty Search Committee, Statistics, Carnegie Mellon University, Pittsburgh, PA 15213, USA. Application screening begins immediately, continues until positions closed. Women and minorities are encouraged to apply. AA/EOE.

■ RAND Corporation is seeking PhD statisticians for exciting opportunities to collaborate on multidisciplinary public policy research projects. Openings exist for recent graduates and experienced statisticians. See our ad in the September *Amstat News* for details or go to www.rand.org/statistics. Applications received by December 15, 2012, will receive priority. Applications must be submitted online following the instructions at www.rand.org/statistics/jobs.html (Job ID #3221). Send questions to Susan_Paddock@rand.org. EO/AA Employer.



THE FLORIDA STATE UNIVERSITY DEPARTMENT OF STATISTICS TWO ASSISTANT PROFESSOR POSITIONS IN STATISTICS AND BIOSTATISTICS (TENURE-TRACK)

The Department of Statistics at Florida State University invites applications for two tenure-track positions in statistics and biostatistics starting August 2013. We have a growing teaching and research program with over 50 undergraduate majors and over 70 graduate students. We offer a B.S. degree in Statistics and M.S. and Ph.D. degrees in Statistics and Biostatistics. Candidates with interests in all areas of statistics and biostatistics are invited to apply. A PhD in Statistics, Biostatistics, or a related field is required. Candidates should have strong commitments to excellence in teaching and research.

Review of candidates will begin November 1, 2012 and continue until the positions are filled.

Applications are being accepted online. Please visit our web site at <http://stat.fsu.edu> to apply and for additional information about the Department of Statistics. The positions will also be advertised at <http://jobs.fsu.edu>.

Florida State University is an Equal Opportunity/Access/Affirmative Action Employer. Women and minority candidates are particularly encouraged to apply.

Academia Sinica Institute of Statistical Science Regular Research Positions

The Institute of Statistical Science, Academia Sinica, is seeking outstanding candidates for regular research positions at the level of assistant, associate or full research fellow available in 2013. Candidates in all areas of Statistics will be considered. Candidates should have a PhD in statistics or related fields. Application materials must include (1) a curriculum vitae, (2) three letters of recommendation and (3) representative publications and/or technical reports. Additional supporting materials such as transcripts for new PhD applicants may also be included. Except for the letters of recommendation, electronic submissions are encouraged. Applications should be submitted to

Dr. Su-Yun Huang
Chair of the Search Committee
Institute of Statistical Science, Academia Sinica
128 Sec. 2 Academia Road, Taipei 11529,
Taiwan, R.O.C.
Fax: +886-2-27831523
E-mail: syhuang@stat.sinica.edu.tw

Applications should be completed by **December 31, 2012** for full consideration.

■ Possible teaching-track position. Collegial environment emphasizing disciplinary and cross-disciplinary research and teaching. Position emphasizes teaching, program administration, curriculum development. Joint appointments possible with other units at CMU. See www.stat.cmu.edu (email: hiring@stat.cmu.edu). Send CV, teaching statement, relevant transcripts, and three recommendation letters to Faculty Search Committee, Statistics, Carnegie Mellon University, Pittsburgh, PA 15213, USA. Application screening begins immediately, continues until positions closed. Women and minorities are encouraged to apply. AA/EOE.

■ MS Biostatistician—Consulting on biomedical research projects and performing data analysis for NIH-sponsored, multicenter, clinical trials in eye disease. Experience in team-oriented research groups, excellent communication skills, proficiency in SAS preferred. Spring posting for experienced applicants or outstanding 2013 graduates. Send CV and names of 3 references to Maureen Maguire, PhD (maguirem@mail.med.upenn.edu). University of Pennsylvania, 3535 Market St., Suite 700, Philadelphia, PA 19104-3309. EOE/AA Employer.

Tennessee

■ Department of Mathematics and Statistics at East Tennessee State University: tenure-track, assistant professor in statistics, fall 2013. PhD in statistics by August 15, 2013. Apply online at <http://jobs.etsu.edu>. Preference will be given to candidates with expertise in Bayesian statistics and/or experience in statistical consulting. Review of applications begins November 1, 2012, and will continue until the position is filled. Send questions to mathjobWetsu.edu. AA/EOE Employer.

Texas

■ The Department of Statistical Science at Baylor University is seeking applicants for an assistant/associate professor position, beginning August, 2013. Candidates must hold a PhD in statistics or biostatistics, and be committed to excellence in research, teaching, and service. Applicants should submit a letter of intent, vitae, transcripts, and three letters of reference to statistics-search-12@baylor.edu. AA/EEO.

Come to your Census

Join the Census Bureau to help produce quality data that enable Americans to better understand our country - its population, resources, economy, and society.

Your work as a Mathematical Statistician at the Census Bureau

- Design sample surveys and analyze the data collected.
- Design and analyze experiments to improve survey questionnaires and interview procedures.
- Improve statistical methods for modeling and adjustment of seasonal time series.
- Perform research on statistical methodology that will improve the quality and value of the data collected.
- Publish research papers and technical documentation of your work.

Requirements

- U.S. citizenship
- Bachelor's, Master's or Ph.D with at least 24 semester hours in math and statistics (see website for more specifics on required coursework)

Apply at www.census.gov, click on Jobs@census, Headquarters and NPC Employment Opportunities, Mathematical Statistician

The U.S. Census Bureau is an Equal Opportunity Employer.



Assistant Professor of Biostatistics

UNIVERSITY OF ILLINOIS AT CHICAGO

The Division of Epidemiology and Biostatistics, School of Public Health, University of Illinois at Chicago invites applicants for one position at the Assistant Professor rank in the field of biostatistics.

This tenure track appointment offers the opportunity to develop an independent research program within a multidisciplinary health sciences campus. This position entails graduate-level teaching of biostatistics, methodological research, advising students, serving on committees, collaborating/leading efforts to design research projects, seeking out funding to perform high-quality research, and publishing peer-reviewed articles.

Applicants should have a Doctorate in biostatistics, statistics, or an equivalent degree; a demonstrated potential for success in independent research, teaching, and advising; and be able to demonstrate successful experience in biomedical collaboration and consultation.

To apply, please visit: <https://jobs.uic.edu> (click on the job board and then click on the position) and upload a statement of interest, CV, and three references (names, titles, phone numbers and e-mail addresses). For fullest consideration, the application must be received by January 31, 2013.

The University of Illinois is an Affirmative Action/Equal Opportunity Employer.

■ The department of mathematics and statistics invites applications for a tenure-track assistant professor position in statistics beginning fall 2013. A PhD degree is required. Apply for position number T96800 at <http://jobs.texasstate.edu>. Include AMS standard cover sheet and vita. Have three letters of reference sent to Alex Wang, Hiring Committee Chair, Department of Mathematics and Statistics, Texas Tech University, Lubbock, TX 79409-1042. Review will begin immediately. EOE: Texas Tech is an AA/EO employer.

Virginia

■ The department of statistics at the University of Virginia seeks a distinguished researcher for the position of full professor and department chair. Candidates should have an international reputation as a researcher and demonstrated ability to provide academic leadership and vision as the department embarks on significant growth. Apply online through <http://jobs.virginia.edu>. Posting number: 0610937. UVa is an equal opportunity/affirmative action

employer. Women, minorities, veterans and persons with disabilities are encouraged to apply.

Wisconsin

■ The department of mathematics, statistics, and computer science at Marquette University invites applications for two tenure-track positions in mathematics or statistics at the rank of assistant professor to begin August 19, 2013. For more information, please see www.mscs.mu.edu. EOE.

■ Department of mathematical sciences, University of Wisconsin-Milwaukee, invites applications for one tenure-track/tenured faculty position in actuarial science at the rank of assistant/associate professor; start date August 2013. See www.math.uwm.edu for more information. To apply, visit <http://jobs.uwm.edu/postings/10499> and upload cover letter, vita, SOA/CAS transcript, research plan, teaching statement, names and contact information of three references. Review of applications will start December 31, 2012. University of Wisconsin-Milwaukee is an AA/EO employer.

THE JOHNS HOPKINS UNIVERSITY

Oncology Biostatistics & Bioinformatics
Sidney Kimmel Comprehensive Cancer Center

BIOSTATISTICIANS

Faculty (PhD) Level Positions

The Division of Biostatistics and Bioinformatics of the Sidney Kimmel Comprehensive Cancer Center at Johns Hopkins, founded in 1988, is a leader in statistical applications in cancer research. We conduct methodologic research in biostatistics and bioinformatics to advance cancer research, provide biostatistics and bioinformatics support to medical investigators in cancer and other conditions, and teach research methodology in a wide variety of academic programs in the Johns Hopkins Schools of Public Health and Medicine. The Division currently has 10 doctoral-level and 7 masters-level biostatisticians or bioinformaticians and has strong research and teaching connections with the Departments of Biostatistics and Epidemiology in the Bloomberg School of Public Health. Please visit our website: www.rits.onc.jhmi.edu/DBB/

Tenure Track Faculty: Suitable candidates will hold a Ph.D. in statistics, biostatistics, epidemiology or related quantitative fields, with interest and experience in clinical trials, diagnostic/screening studies, or translational research, primarily in cancer. We welcome applications from candidates at any academic rank. At this time we are not recruiting for individuals whose primary interest and experience is in Bioinformatics.

Application Procedure: Applicants should send a Curriculum Vitae (including personal website URL if available), letter of application and two or more letters of reference to:

Search Committee • Division of Biostatistics and Bioinformatics • 550 North Broadway, Suite 1103
Baltimore, MD, 21205-2013 • OncBioSearch@jhmi.edu

Applications will be considered until February 1, 2013.

The Johns Hopkins University is an Equal Opportunity/Affirmative Action employer. We strongly encourage qualified women and under-represented minorities to apply.

**National University of Singapore
Department of Statistics and
Applied Probability
Faculty Position**

Applications are invited for regular positions in Statistics. A PhD in Statistics or a related field is required. All areas of Statistics will be considered. Applications will be considered at all levels of appointment. Applicants should send an application letter and a CV and arrange for at least THREE reference letters to be sent directly to the Department.

Applications should be e-mailed to: Search Committee Department of Statistics and Applied Probability National University of Singapore 6 Science Drive 2 Singapore 117543 E-mail: stasec@nus.edu.sg

There is no closing date for applications. The search will continue until all positions are filled.

NUS offers internationally competitive remuneration, generous research support and funding, relocation assistance and other benefits.



**JOHNS HOPKINS
BLOOMBERG
SCHOOL of PUBLIC HEALTH**

DEPARTMENT OF BIOSTATISTICS

The Department of Biostatistics at the Johns Hopkins Bloomberg School of Public Health seeks qualified applicants to join our tenure-track faculty, for 1-2 positions. Rank of appointment will be commensurate with experience and new PhDs and recent postdoctoral fellows are encouraged to apply. Candidates should have a PhD or equivalent in statistics, biostatistics, or a comparable data science field. In 2012 the Department particularly seeks new faculty members who are committed to education and engage in cutting edge research to advance statistical and quantitative inference, methods and discovery for the population health, clinical and social health sciences. Women and under-represented minority candidates are particularly encouraged to apply.

-Track Faculty Positions

The Hopkins Department of Biostatistics, founded in 1918, was the first degree-granting department of statistical science in the US and has ranked among the best throughout its history. The Johns Hopkins Health Institutions (Schools of Public Health, Medicine, and Nursing, and the Johns Hopkins Hospital) are among the top worldwide and provide a research environment in which energetic faculty can promulgate scientific excellence. Today, the Department comprises 20 tenure track faculty members, 16 research track faculty members, 10 postdoctoral fellows, 42 PhD students, 13 full-time master degree students, and 18 students pursuing joint master degrees together with doctorates in other departments.

TO APPLY

Email cover letter, CV, contact information for three references, a statement of research interests and goals, and two manuscripts or articles representing your most important work to: Faculty Search Committee at biostat@jhsph.edu.

The Johns Hopkins University is an affirmative action/equal opportunity employer.



**Assistant Professor Position
Department of Biostatistics
Position #F34730**

Description: The Department of Biostatistics at the Virginia Commonwealth University (VCU) School of Medicine is seeking to fill a non-tenure track faculty position at the assistant professor level. This position features a joint appointment between the VCU Department of Biostatistics and the Department of Social and Behavioral Health. We are seeking applicants with graduate training and research interest in structural equation modeling, survey sampling methodology, data reduction techniques, multi-level modeling, or other closely related methodologies. Primary responsibilities will be to consult and collaborate with multi-disciplinary teams of researchers from the Department of Social and Behavioral Health, including study design and power analysis, protocol and grant submission, data analysis, and manuscript preparation. Additional responsibilities include teaching theoretical or applied courses in the Department of Biostatistics, advising and mentoring graduate students, and providing departmental or university service. The successful candidate will be expected to supplement these activities with extramural grant support, which can be obtained through independent initiative or through collaborations with researchers in the Department of Social and Behavioral Health or in related fields.

Qualifications: The candidate must have: (i) a Ph.D. in biostatistics, statistics, or a related field; (ii) demonstrated methodological and applied expertise (or clear evidence of potential) in structural equation modeling, survey sampling methodology, data reduction techniques, and multi-level modeling; (iii) familiarity with the statistical programming environments commonly used in the social and behavioral health sciences; (iv) experience and/or interest in teaching theoretical and applied biostatistics courses; (v) excellent oral and written skills; and (vi) an established ability to work in multidisciplinary research groups. In addition, the candidate must demonstrate experience working in and fostering a diverse faculty, staff, and student environment or make a commitment to do so as a faculty member at VCU.

History: The VCU Department of Biostatistics has been an integral part of the VCU School of Medicine for over 40 years, and is committed to excellence in developing biostatistical methodology, collaborative research, and graduate education. The department offers M.S. and Ph.D. degrees in both Biostatistics and Genomic Biostatistics, a M.S. degree in Clinical Research in Biostatistics, and a Master's degree in Public Health. Our faculty, students and staff actively collaborate with clinical investigators throughout the Medical College of Virginia community, which includes the Schools of Medicine, Dentistry, Pharmacy, Nursing and Allied Health. VCU is an urban, research intensive institution with a diverse university community and a commitment to multicultural opportunities.

Instructions: Interested candidates should submit a curriculum vita, research statement, teaching philosophy, and three letters of support to: Yvonne Hargrove, Administrative Office Manager (via email: yfhargro@vcu.edu; via post: Department of Biostatistics, Virginia Commonwealth University, P.O. Box 980032, Richmond, VA 23298-0032).

Virginia Commonwealth University is an equal opportunity, affirmative action university providing access to education and employment without regard to age, race, color, national origin, gender, religion, sexual orientation, veteran's status, political affiliation or disability.

WILLIAMS COLLEGE Assistant Professor

The Williams College Department of Mathematics and Statistics invites applications for a tenure-track position in statistics, beginning fall 2013, at the rank of assistant professor (in an exceptional case, a more advanced appointment may be considered). We are seeking a highly qualified candidate who has demonstrated excellence in teaching and research, and who will have a Ph.D. by the time of appointment. The candidate will become the fourth tenure-track statistician in the department, joining a vibrant and active statistics group. Williams College is a private, residential, highly selective liberal arts college with an undergraduate enrollment of approximately 2,000 students. The teaching load is two courses per 12-week semester and a winter term course every other January. In addition to excellence in teaching, an active and successful research program is expected.

To apply, please send a vita and have three letters of recommendation on teaching and research sent to the Hiring Committee, Department of Mathematics and Statistics, Williams College, 18 Hoxsey Street, Williamstown, MA 01267. Teaching and research statements are also welcome. Evaluations of applications will begin on or after November 15 and will continue until the position is filled. All offers of employment are contingent upon completion of a background check. Further information is available upon request. For more information on the Department of Mathematics and Statistics, visit <http://math.williams.edu/>.

Williams College is a coeducational liberal arts institution located in the Berkshire Hills of western Massachusetts with easy access to the culturally rich cities of Albany, Boston, and New York City. The College is committed to building and supporting a diverse population of approximately 2,000 students, and to fostering an inclusive faculty, staff and curriculum. Williams has built its reputation on outstanding teaching and scholarship and on the academic excellence of its students. Please visit the Williams College website <http://www.williams.edu/>. Beyond meeting fully its legal obligations for non-discrimination, Williams College is committed to building a diverse and inclusive community where members from all backgrounds can live, learn, and thrive.

International

■ The Skolkovo Institute of Science and Technology (Skolkovo Tech) seeks candidates for tenured and tenure-track faculty positions in science, technology and innovation to begin fall 2013 or thereafter. Skolkovo Tech is an innovative, new, private university located just outside of Moscow, Russia. Please visit <http://web.mit.edu/sktech/faculty-positions> for more information and submit application materials to <https://sktech-search.mit.edu> by December 15, 2012.

■ Non-tenure-track teaching position for Business Statistics in the Dept of ISOM. Applications will be accepted until the position is filled. Excellence in teaching, and PhD required by employment start-date. The successful applicant is expected to play an important role in teaching and developing business statistics courses for undergraduate and MBA programs of the Business School. Submit CV and three references to stat11@ust.hk. ■



A Spectrum of Short-Term Research Opportunities in Statistics

Graduate Intern Program (*No Application Deadline*): Primarily for individuals being trained as statisticians and related professionals who have completed the first year of a master's or Ph.D. degree program.

- Collaborative research for the 12-week to 1-year period is conducted at the U.S. Census Bureau.
- Details: http://www.census.gov/hrd/www/jobs/stu_temp.html.

Dissertation Fellowship Program (*Application Deadline—February 28*): Primarily for doctoral candidates in statistics or related areas who propose for their dissertation to investigate research topics of primary interest to the U.S. Census Bureau.

- Research is conducted and completed at the selected fellow's university/institution.
- Details: www.census.gov/srd/www/DissertationFellowshipTopics.pdf or contact tommy.wright@census.gov.

Postdoctoral Research Program (*Application Deadline—January 31*): Primarily for statisticians and related professionals who have held their Ph.D. (or equivalent) no more than 6 years before the commencement of work as a postdoctoral researcher.

- Collaborative research for the 2-year appointment is conducted at the U.S. Census Bureau.
- Details: <http://www.census.gov/hrd/www/jobs/prp.html> or contact tommy.wright@census.gov.

ASA/NSF/Census Research Fellowship Program (*Application Deadline—December 10*): Primarily for statisticians and related professionals who have recognized research records and considerable expertise in their areas of proposed research.

- Collaborative research for the 6–12 month period is conducted at the U.S. Census Bureau.
- Details: www.census.gov/srd/www/fellweb.html or contact tommy.wright@census.gov.



The Census Bureau is an Equal Opportunity Employer.

AMSTATNEWS

ADVERTISING DIRECTORY

Listed below are our display advertisements only. If you are looking for job-placement ads, please see the professional opportunities section. For more job listings or more information about advertising, please visit www.amstat.org.

misc. products and services

Cambridge University Press	p. 34
Northwestern University	p. 10
Wiley-Blackwell	p. 26

professional opportunities

American University	p. 43
The Chinese University of Hong Kong	p. 42
Cornell University	p. 40
Florida State University	p. 43
Institute of Statistical Science	p. 43
The Johns Hopkins University	p. 45, 46
National University of Singapore	p. 46
NIH/NIAID	p. 39
NORC	p. 40
North Carolina State University	p. 42
U. S. Census Bureau	p. 44, 47
University of Illinois at Chicago	p. 45
University of Washington	p. 40
Virginia Commonwealth University	p. 46
Westat	p. 39
Williams College	p. 47

software

Cytel Inc.	p. 24
JMP, a business unit of SAS	cover 3
Minitab Inc.	p. 31
NCSS	p. 28
Salford Systems	p. 30
SAS	cover 4
StatSoft	cover 2



STATISTICAL DISCOVERY

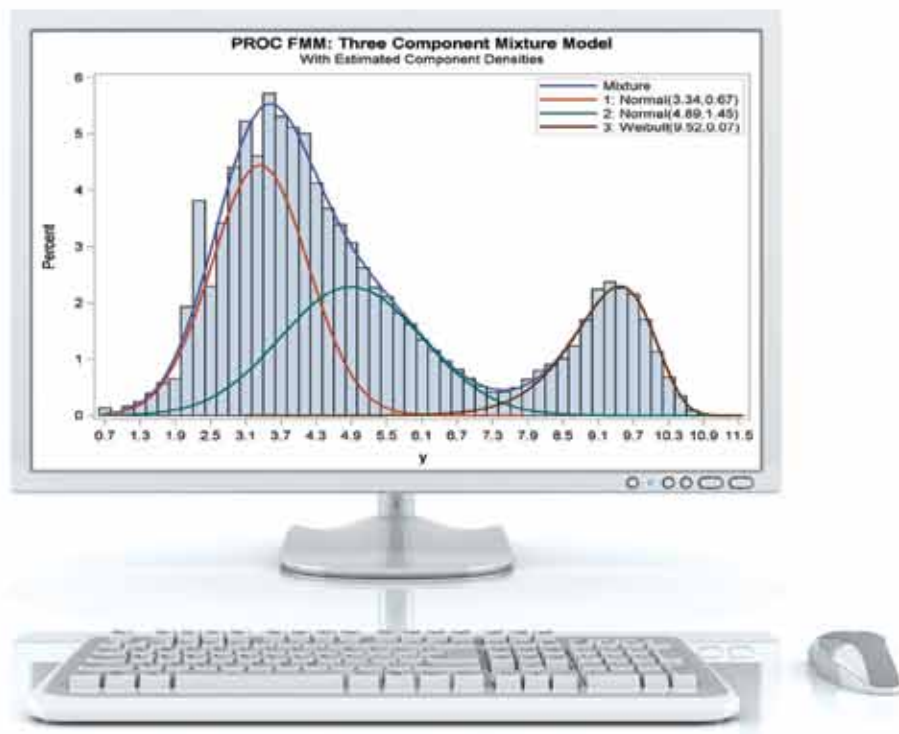
Explore data visually and interactively.
And then share your discoveries with others.

JMP® software covers the most widely used statistical techniques in a most visual way. Its comprehensive menu of analytics includes:

- Univariate Analysis
- Bivariate Analysis
- Matched Pairs
- Regression, GLM and ANOVA
- Screening
- Nonlinear Modeling
- Neural Networks
- Gaussian Process Modeling
- Decision Trees
- Time Series Analysis
- Categorical Data Analysis
- Conjoint Analysis
- Cluster Analysis
- Multivariate Analysis
- Principal Components Analysis
- Discriminant Analysis
- Partial Least Squares
- Item Response Modeling
- Reliability and Survival Analysis
- Design of Experiments
- R and SAS® Integration

jmp.com/statistics





STATISTICS

More methods for more data.

You need statistical techniques today that you didn't learn in school, no matter when you graduated. And SAS® statistical software is not what you saw in school, either. Take a closer look at new features in SAS/STAT®. You might be surprised.

Analysis-centric statistical graphics are easy. Produce hundreds of graphs as simply as you generate tabular results, and create your own graphs with procedures specifically designed for statisticians.

Statistical modeling, always a SAS strength, now includes model averaging, Cox regression for survey data, mixed models with large numbers of effects, convenient post-fitting inference, and exact Poisson regression.

Bayesian methods are built into analyses ranging from logistic regression to piecewise exponential survival models. Or, use a general purpose procedure that applies MCMC techniques to fit Bayesian models.

Other new features include finite mixture models, the fully conditional specification method for multiple imputation, frailty models, group sequential analysis, new methods for structural equation modeling, and much more.

sas.com/morestatistics
for a free white paper

sas
THE POWER TO KNOW.