



Universidad
del Valle



Cuadernos de
Administración

Journal of Management

Print ISSN: 0120-4645 / E-ISSN: 2256-5078 / Short name: cuad.adm.

Pages: e2312579 / Vol: 39 / Issue: 77 / Sep. - Dec. 2023

Faculty of Administration Sciences / Universidad del Valle / Cali - Colombia

A Dynamic Approach to Performance for Software Development Projects

Una Aproximación Dinámica del Desempeño en Proyectos de Desarrollo de Software

¹ **María Isabel Díaz Vega**

Professor, Department of Civil and Industrial Engineering, Faculty of Engineering, Pontificia Universidad Javeriana Cali, Colombia. e-mail: midiaz@javerianacali.edu.co

² **Manuel José Ospina Ospina**

PhD student, School of Industrial Engineering, Faculty of Engineering, Universidad del Valle, Cali, Colombia e-mail: manuel.ospina@correounivalle.edu.co

Article of Scientific and Technological Research

Submitted: 07/12/2022

Reviewed: 02/07/2023

Accepted: 21/08/2023

Published: 30/11/2023

Thematic lines: Administration and Organizations

JEL classification: M15

<https://doi.org/10.25100/cdea.v39i77.12579>

Abstract

This paper is based on analyzing the relationships between aspects that affect knowledge management and the performance of projects of micro and small companies dedicated to software development through a process of research, reflection, and application of system dynamics tools. For the realization, it was necessary to take data and models from a sector company and perform the analysis in two stages. In the first stage, an analysis was performed by reviewing the causal relationships through the first modeling of systemic thinking (feedback loops). In the second stage, modeling has been performed using Forrester diagrams. For the analysis, the variables for the study were identified, such as pending activities of a project, the productivity of the performed work, learning, and the development of code units that transform these requirements into functional programs. The result is the identification of variables, the relationships between them, and their incidence in the projects of micro and small companies dedicated to software development in Colombia. Likewise, the models used to evaluate the learning capacity and the knowledge management model should be analyzed to identify all types and areas that allow the development of projects. More factors affect this design than are currently known, so broader studies with a more complex model are recommended.

Keywords: Project management; Knowledge management; Performance; Software.

Resumen

El presente artículo se fundamenta en el análisis de las relaciones entre aspectos que inciden en la gestión de conocimiento y el desempeño de los proyectos de las micro y pequeñas empresas dedicadas al desarrollo de software, mediante un proceso de investigación, reflexión y aplicación de herramientas de dinámica de sistemas. Para la

¹ Industrial Engineer, Universidad Autónoma de Occidente, Colombia, Doctor in technology and innovation management, Universidad Pontificia Bolivariana, Colombia.

² Industrial Engineer, Universidad del Valle, Colombia, Master in Engineering, Universidad del Valle, Colombia.

realización fue necesario tomar datos y modelos de una empresa del sector, y hacer el análisis en dos momentos. En el primer momento se hizo un análisis revisando las relaciones causales, mediante un primer modelado de pensamiento sistémico (bucles de realimentación). En un momento 2, se hizo una modelación por medio de diagramas de Forrester. Para el análisis se identificaron variables necesarias para el estudio como Actividades pendientes en un proyecto; Productividad del trabajo realizado; el aprendizaje; y el Desarrollo de las unidades de código que convierten estos requerimientos en programas funcionales. El resultado es la identificación de variables, la relaciones entre estas su incidencia en los proyectos de las micro y pequeñas empresas dedicadas al desarrollo de software en Colombia. Así mismo los modelos utilizados para evaluar la capacidad de aprendizaje y el modelo de gestión del conocimiento en general deben ser analizados para identificar todos los tipos y áreas que permitan desarrollar proyectos. Hay muchos más factores que afectan a este diseño de los que se conocen actualmente, por lo que se recomiendan estudios más amplios que utilicen un modelo más complejo.

Palabras Clave: Gestión de proyectos; Gestión de conocimiento; Desempeño; Software.

1. Introduction

Research has been conducted worldwide that relates knowledge management to software development but does not integrate variables relevant to project management aspects.

In software development projects, effort data are fundamental for estimating, planning, and monitoring activities and resources. However, studies show that there are always discrepancies between planning and execution. It is not only due to the effectiveness of planning and estimation but also to factors related to the knowledge of the project team.

Given that in Colombia, in the software sector, most of the companies are micro and small (Restrepo, 2022), the main proposal of the paper is based on the analysis of the relationships between knowledge management and the performance of projects of micro and small companies dedicated to software development, through a process of research, reflection, and application of system dynamics systems to analyze the current situation and review the trends on the subject.

This research has been performed through a case study in Expert Projects SAS, a small custom software development company established in Colombia in 2002, which fulfills the characteristics of the subject under study.

2. Methodology

As a first step, an initial check is performed in the Scopus database owned by Elsevier, where it is possible to identify 23. Nine hundred eleven articles (TITLE-ABS-KEY (projects AND problems AND software)) were used as a base. However, those corresponding to the years 2020 to 2023 (TITLE-ABS-KEY (projects AND problems AND software) AND PUBYEAR > 2019 AND PUBYEAR < 2024) were filtered, reducing the number to 4,304, classified in 2,099 conference papers, 1,999 articles, 108 book chapters, 77 reviews, and 41 conference reviews. However, searching for items related to knowledge management (TITLE-ABS-KEY ((projects AND problems AND software) AND (knowledge AND management)) AND PUBYEAR > 2019 AND PUBYEAR < 2024) are included in the search, very few research results are observed with only 83 articles, 69 conference papers, eight conference reviews, four reviews and two books for a total of 168 documents. These 168 papers, supplemented with 151 extracted from IEEE (the same query is used) and some earlier ones, are reviewed for relevance.

2.1. Literature Review

A combination of the groupings proposed by Thayer (Thayer *et al.*, 1981) and Mujtaba Hassan (Hassan *et al.*, 2019) has been used to classify and group problems and challenges, detailed in the following.

2.1.1. Planning problems. Corresponding to this category: optimistic planning (Fairley and Willshire, 2003; Stepanek, 2005; Baldonado and Montequín, 2017), excessive schedule pressure (Ahonen and Junntila, 2003; Ramos Blanco *et al.*, 2011; Lamandi *et al.*, 2015), poor time estimation (Pino *et al.*, 2006; Martínez and Arango, 2017; Dini and Stumpo, 2018; Farooq *et al.*, p. 20-21), lack of project plan documentation (Stepanek, 2005; Martinez and Arango, 2017), lack of technical specifications (Stepanek, 2005;

Qu *et al.*, 2014; Martinez and Arango, 2017), and inclusion of unsolicited requirements (Maglyas *et al.*, 2012; Qu *et al.*, 2014).

2.1.2. Organizational problems. The problems belonging to this category are the following: Supplier failures (Henriquez, 2009; Riaño and Mauricio, 2014; Qu *et al.*, 2014), quality process inadequacies (Pino *et al.*, 2006; Maglyas *et al.*, 2012; Stepanek, 2005; Bowers and Khorakian, 2014; Liu and Liu, 2015; Almomani *et al.*, 2015; Farooq *et al.*, 2021), communication problems (Fairley and Willshire, 2003; Ahonen and Junttila, 2003; Roger *et al.*, 2005; Rubin, 2012; Qu *et al.*, 2014; Jigeesh *et al.*, 2015; Jeffries and Melnik, 2018; Wozniak, 2021), poor engineering practices (Özkaya *et al.*, 2011), lack of methodology (Stepanek, 2005; Martinez and Arango, 2017; Farooq *et al.*, 2021), and high team turnover (Ahonen and Junttila, 2003; Özkaya *et al.*, 2011; Kuo-Pin and Graham, 2012; Mei-Ying and Yung-Chih, 2014; Ma *et al.*, 2020).

2.1.3. Management Problems. The problems corresponding to this category are the following: Multiple rework (Maglyas *et al.*, 2012; Haile and Altmann, 2016; Farooq *et al.*, 2021), Misspecification (Maglyas *et al.*, 2012; Esteban and Palacio, 2017), Changing requirements (Larsson and Venkatesh, 2010; Maglyas *et al.*, 2012; Peixoto *et al.*, 2014; Chen *et al.*, 2016; Haile and Altmann, 2016; Toro and Peláez, 2018), and lack of user involvement (Ahonen and Junttila, 2003; Maglyas *et al.*, 2012; Haile and Altmann, 2016).

2.1.4. Control problems. The problems corresponding to this category are the following: Failure in risk management (Stepanek, 2005; Martinez and Arango, 2017; Liu and Liu, 2015; Almomani *et al.*, 2015; Al *et al.*, 2019; Mahdi *et al.*, 2021), inadequate control (Özkaya *et al.*, 2011; Wang *et al.*, 2012; Martinez and Arango, 2017), and lack of security and confidentiality (Ahonen and Junttila, 2003; Haile and Altmann, 2016).

2.1.5. Cultural problems. The problems belonging to this category are: Lack of ethics (Fairley and Willshire, 2003; Ahonen and Junttila, 2003; Stepanek, 2005; Jigeesh *et al.*, 2015; Liu and Liu, 2015), weak motivation (Özkaya *et al.*, 2011; Jigeesh *et al.*, 2015; Liu and Liu, 2015; Tanner and Mackinnon, 2015; Naz *et al.*, 2016), lack of stakeholder participation (Ahonen and Junttila, 2003;

Maglyas *et al.*, 2012; Riaño and Mauricio, 2014; Haile and Altmann, 2016), and friction between developers and users (Ahonen and Junttila, 2003; Maglyas *et al.*, 2012; Riaño and Mauricio, 2014; Haile and Altmann, 2016; Chen *et al.*, 2016; Wozniak, 2021).

2.1.6. Knowledge management problems. The problems corresponding to this category are Knowledge problems (Fairley and Willshire, 2003; Özkaya *et al.*, 2011; Ahonen and Junttila, 2003; Stepanek, 2005; Wozniak, 2021; Farooq *et al.*, 2021), new technologies (Martinez and Arango, 2017), and inadequate human resources (Stepanek, 2005; Özkaya *et al.*, 2011; Mei-Ying and Yung-Chih, 2014; Rosenberg *et al.*, 2020).

2.1.7. Experience Problems. The problems corresponding to this category are Lack of experience (Ahonen and Junttila, 2003; Stepanek, 2005; Al Hafidz and Sensuse, 2019). With these problems identified, we proceed to take a first approach using system dynamics that allows us to understand these factors at the level of an individual project.

2.2. The Analysis

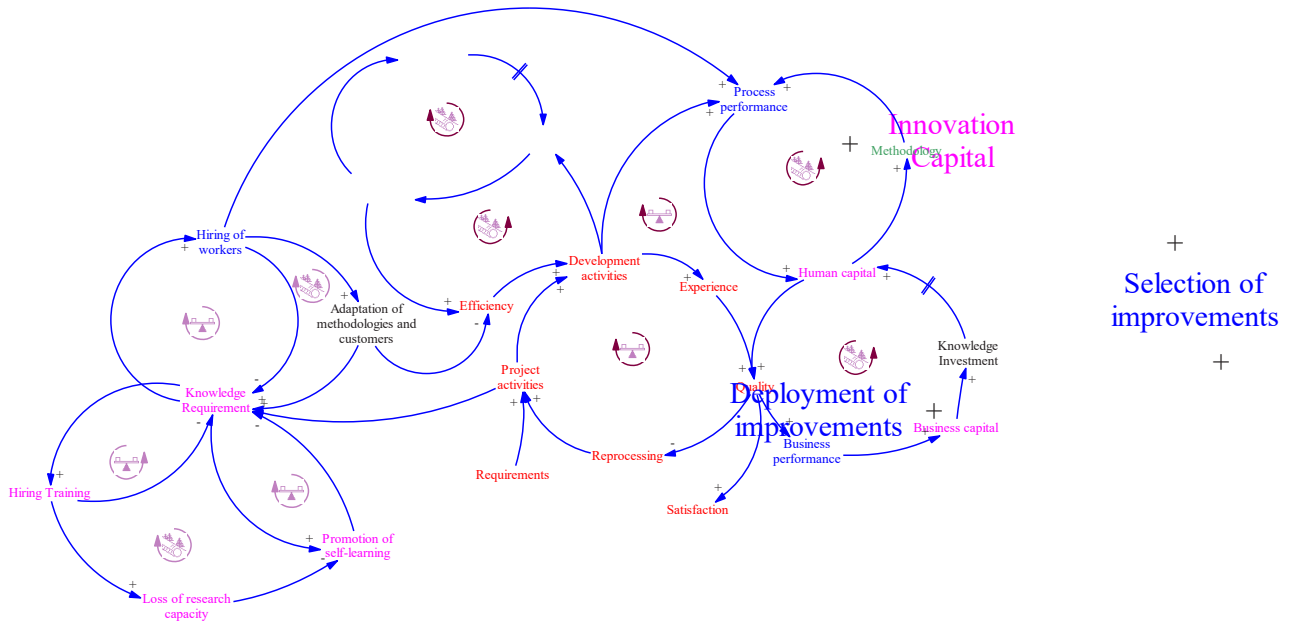
The analysis of the system project is done through modelling in two moments; first an analysis is made based on the relationships between the different variables identified in a project, recognising leverage points and systemic archetypes, and according to them propose alternatives that allow making changes and improvements in the system. In the second step, a simulation is performed by modelling with Forrester diagrams and using Vensim® software from Ventana.

2.2.1. Moment 1. Analysis of the relations. First, the system is defined as a software development project, and the model is identified in its entirety with all the relationships the variables have, in order to avoid dividing the system and losing important relationships that could leverage the relationships (Figure 1).

Although the complete model is analyzed, for the sake of presentation and understanding, some aspects of the model are highlighted as follows:

Improvements: In these loops, the variables are presented (without losing the

Figure 1. System



Source: Authors' own elaboration.

relationships with the other variables) that have to do with the improvement aspects of the project (Figure 1), having as main variables the following: Innovation capital, selection of improvements, development of activities, and efficiency.

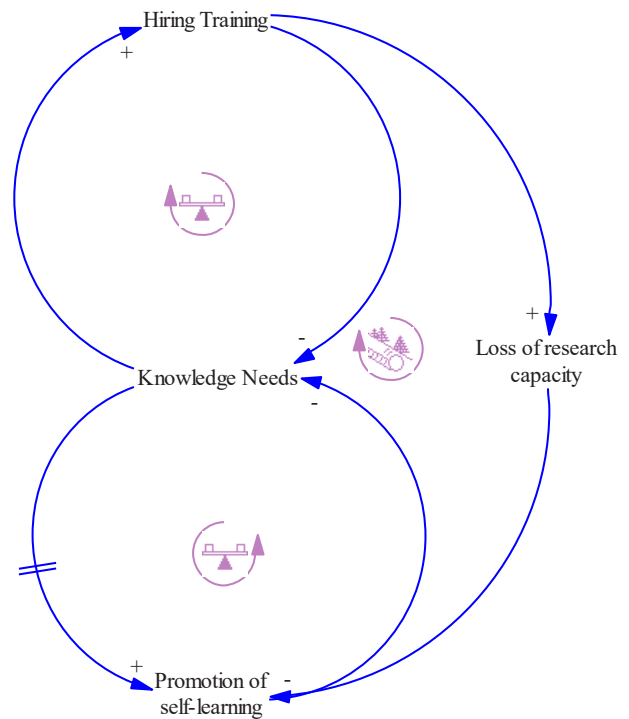
Knowledge: These loops represent the variables related to the knowledge aspects of the project (Figure 2), with the following main variables: Process Performance, Methodology, Human Capital, Quality, Business Performance, Business Capital, and Knowledge Investment.

Performance: In these loops, the variables related to the performance aspects of the project (Figure 1) have as main variables the following: Efficiency, Development of Activities, Experience, Quality Reprocessing, Satisfaction, Project Activities, and Requirements.

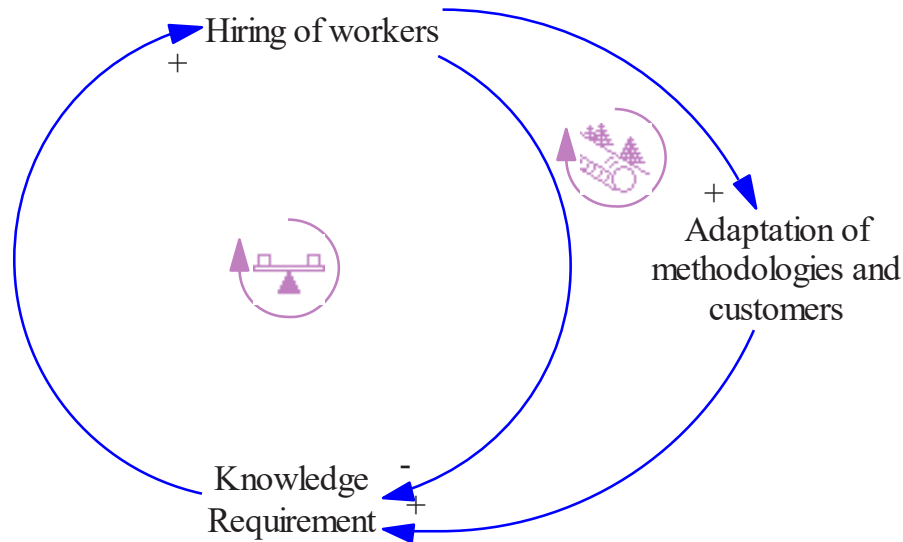
Once the modeling is done, systemic archetypes are revealed that can be attacked according to the strategies described in The Fifth Discipline (Senge, 2019) and the archetypes identified:

Quick fixes that fail (Figure 2): This

Figure 2. Charge shift



Source: Authors' own elaboration.

Figure 3. Quick solutions that fail

Source: Authors' own elaboration.

archetype shows how knowledge needs are overcome by hiring personnel. However, new personnel must be adapted to the company's methods and customers' business models, resulting in knowledge needs that continue to be presented. If the system is further pressured, it will respond similarly, exacerbating the problem.

According to the recommendations of The Fifth Discipline (Senge, 2019), the following strategies can be tried: The amplifying process cannot be avoided but can be slowed down without loss, either through a better requirement process or a pricing strategy that controls demand and has fewer customers but does not reduce profits. Similarly, the constraining process can be improved by increasing capacity with productivity increases, and this point will be discussed later in Moment 2 of the analysis.

Shifting the burden (Figure 3): Like the previous archetype, however, new elements appear in this one due to the delay in promoting key variables such as self-learning, allowing the creation of spaces for it, or investing in training (which can be even more delayed), resulting in the loss of research capacity in such a changing environment as software development.

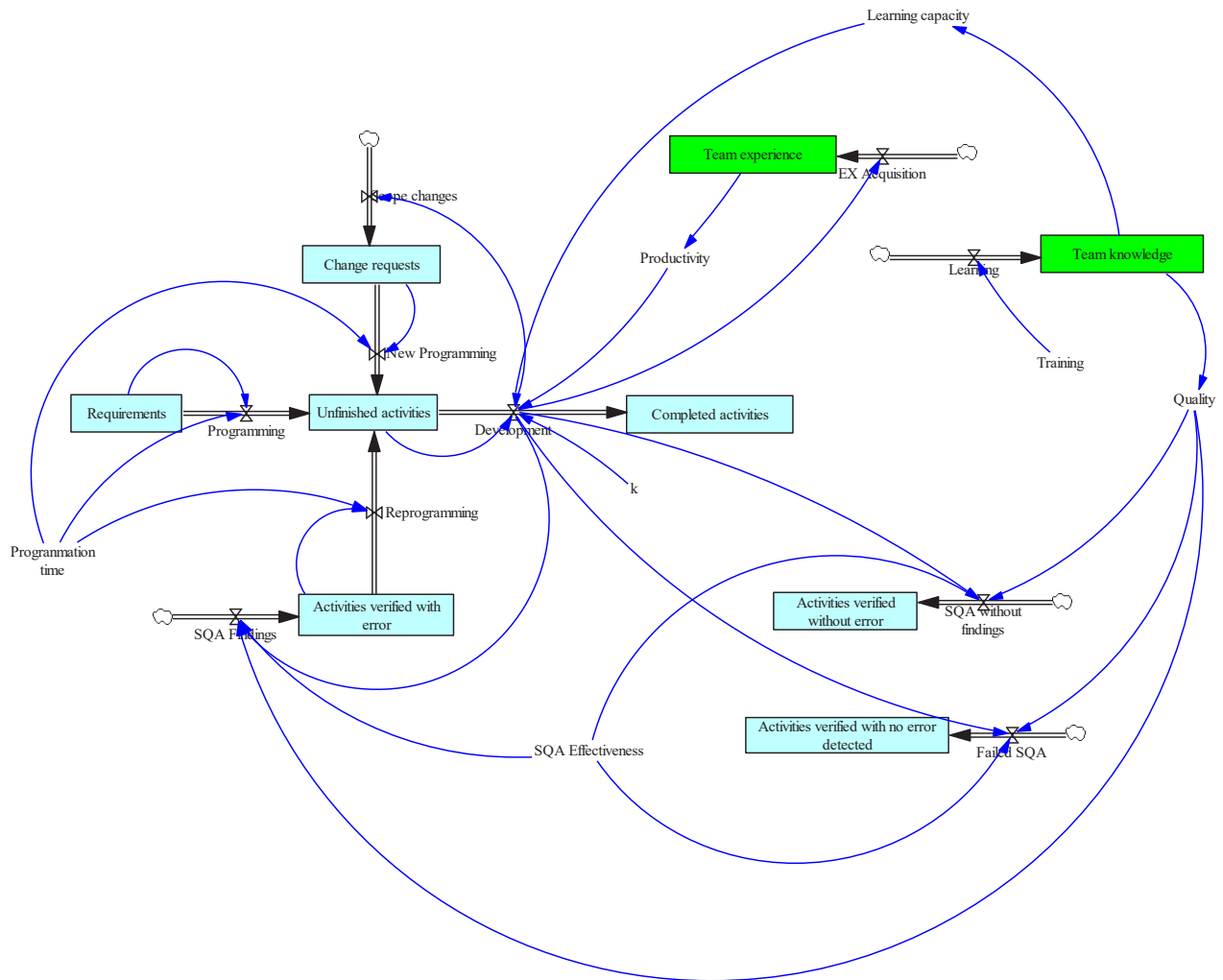
According to the recommendations of The Fifth Discipline (Senge, 2019), the following strategies can be tried: Focus on the fundamental solution and encourage self-learning and do not stop applying the temporary solution and do not push with this one, but this solution cannot be maintained over time due to the impact it has not only on this archetype but also on the previous one.

2.2.2. Moment 2. Simulation analysis using Forrester diagrams. Once the basic loops of the system had been identified, a Forrester model was created with an approach based on a real project; for this simulation, data and methodologies used in the company Expert Projects SAS were taken.

As mentioned above, the model presents some initial assumptions and methodological definitions taken from a real company. However, some theoretical elements were added to contribute to the simulation, and, although it is a systemic model, it has a high analytical component to simulate the operation of the project (Figure 4).

The simulation of this project was based on the existence of a backlog or number of requirements that are measured in a basic unit of size of requirements called points of

Figure 4. Forrester diagram



Source: Authors' own elaboration.

complexity, with which each requirement is measured based on variables such as type of system and type of transactions that the system has; likewise, an adjustment is made to these points of complexity according to the degree of maturity of the client and its operational processes.

These initial requirements are stored in the Requirements variable at the beginning of the model. After going through programming carried out by the project manager, they become Pending Activities. Once the work team (Development flow variable) develops these activities, they are stored in Finished Activities. The Development variable is significant at this point because it moves important aspects, such as the quality of the

work done, which leads to rework and change requests, which lead to additional work.

Since the development variable becomes an important leverage point, special emphasis is placed on it and its analysis, as well as on the variables that influence it, such as Productivity and Learning Capacity.

Learning curve formulas were used to calculate development, (Chase *et al.*, 2009), where the time to develop a unit is given by Equation 1.

$$Y=Kx^b \quad (1)$$

Where:

K: Time to produce the first complexity

point;

Y: Time to produce the x-th unit.

b: The percentage used to smooth learning.

Since it is desired to determine the average time of a group of requirements (measured in complexity points), it is necessary to calculate the area of the curve of Equation 2 as follows:

$$T = \int_0^n Kx^b dx \quad (2)$$

Where:

T: Time to complete n complexity points.

Which can be approximated by Equation 3:

$$T \approx \frac{k \ln \ln 2x^{\frac{\ln \ln b}{\ln \ln 2} + 1}}{\ln \ln 2 + \ln \ln b} \quad (3)$$

It is necessary to define the parameters K and b to determine the values of these approximate development times, which in the model are defined as K: productivity and b: learning capacity.

Productivity is defined with possible ranges of values according to the team's experience, which increase as more complexity points are developed according to Table 1.

Range	Productivity
[0, 3000)	0.09
[3000, 6000)	0.08
[6000, 15000)	0.07
[15000, ∞)	0.05
Source: Authors' own elaboration.	

The learning capacity is defined with possible value ranges according to the knowledge acquired by the team, which increases with the hours dedicated to training and self-learning, according to Table 2.

Based on this knowledge of the equipment, the quality ranges (percentage of complexity points without errors) are defined according to Table 3.

Table 2. Learning capacity ranges

Range	Learning (%)
[0, 1000)	0.98
[1000, 3000)	0.95
[3000, 7000)	0.94
[7000, ∞)	0.93
Source: Authors' own elaboration.	

Table 3. Quality Ranges

Range	Quality (%)
[0, 1000)	0.85
[1000, 3000)	0.95
[3000, 7000)	0.97
[7000, ∞)	0.98
Source: Authors' own elaboration.	

The other variables depend on the quality of the product since the quantities of requirements without errors, with detected errors (reprocessing), and with undetected errors are determined.

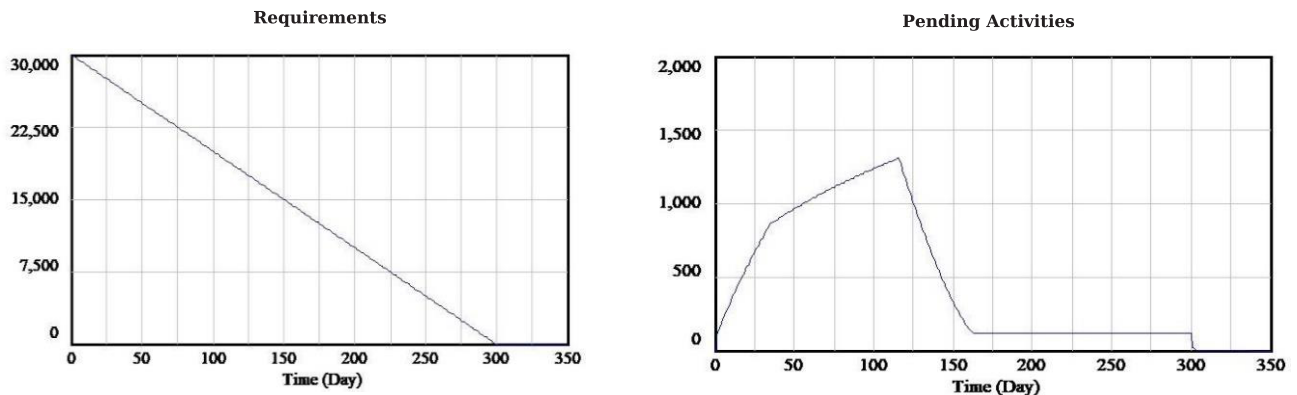
3. Simulation results and discussion

After the system is modeled in Vensim®, the simulation lasts 350 days. In the simulation, it is possible to identify some important aspects of the behavior of the variables. In the case of the requirements (Figure 5), they behave as expected since they are programmed at a constant rate to become pending activities (Figure 5).

In the particular case of Pending Activities, this variable presents a behavior in which these activities accumulate, fed not only by the requirements but also by the activities that must be reprocessed due to poor quality and the change requests presented in the project during its development. Furthermore, these activities start to decrease as development is generated, a complex flow variable (many iterations with other variables), which will be explained below.

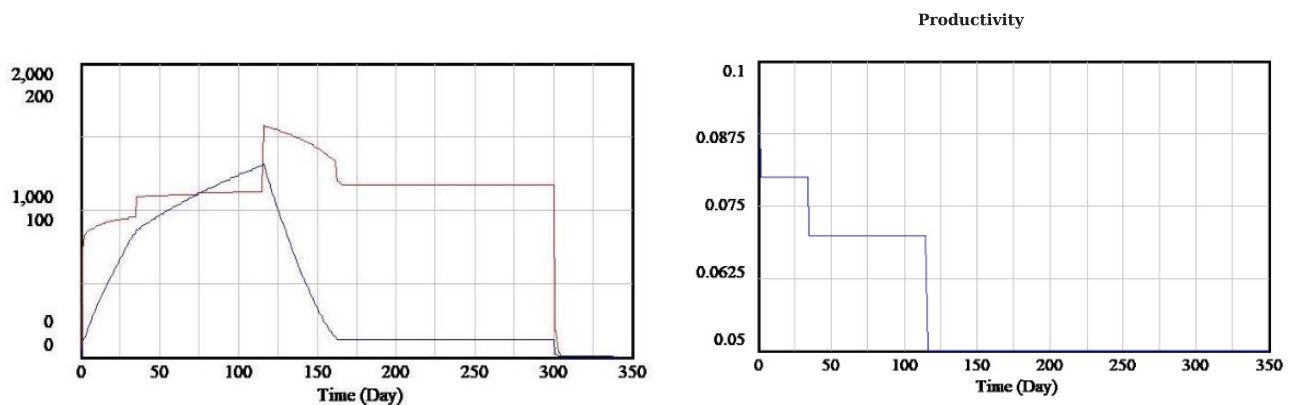
At first glance, the behavior of the Pending Activities may seem strange to

Figure 5. Behaviour of Requirements and Pending Activities



Source: Authors' own elaboration.

Figure 6. Behaviour of pending activities and development and productivity



Source: Authors' own elaboration.

see its decrease and stabilization. However, let us compare it with the behavior of the Development variable. We can see that it is consistent, and the latter is the one that needs a more profound analysis (Figure 6).

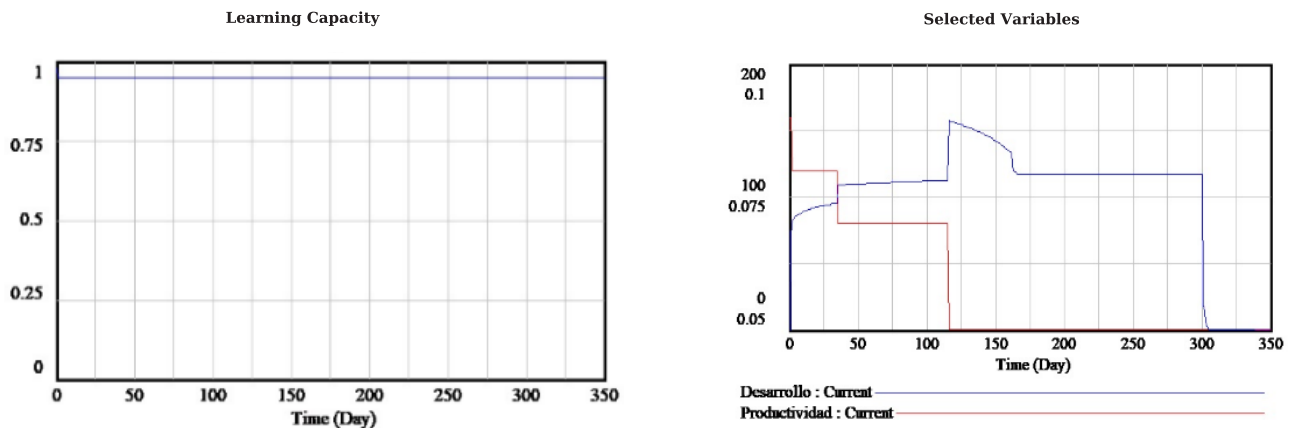
The development variable, which is an important leverage point, has a behavior given by Productivity (Figure 6) and Learning Capacity (Figure 7), which show staggered behaviors as the work team gains experience and knowledge, especially the Productivity variable since the Learning Capacity does not change much over time.

By comparing productivity and development, we can see how the former influences the latter (Figure 7).

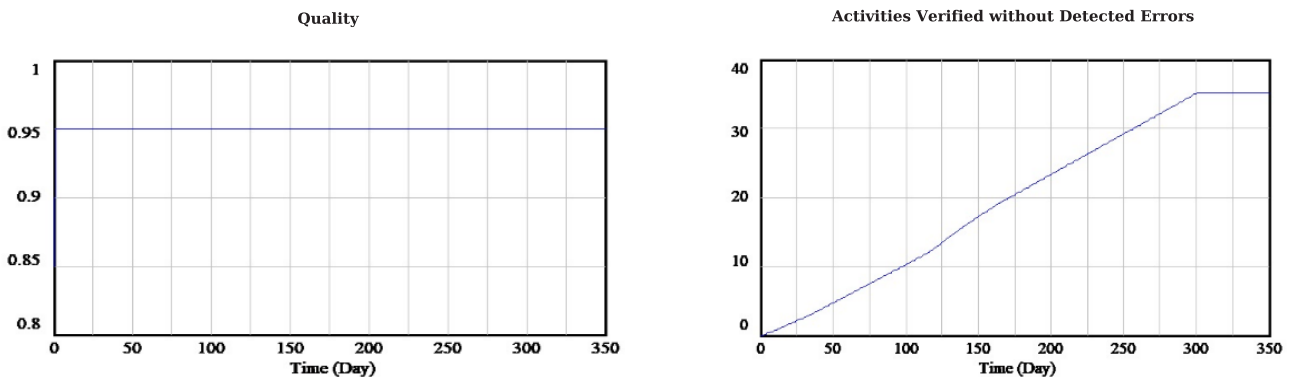
Another variable of interest because it is the cause of the rework is the Quality variable, which remains relatively constant over time, partly because it takes a lot of time and effort to improve this indicator (Figure 8).

According to current conditions, the pending activities would be completed in 300 days (Figure 8). Besides, there are several unverified errors (35.2525 complexity points) according to the simulation (Figure 8).

Based on the previous analysis and the identified behaviors, it is decided to make changes in the system to generate improvements in the variables Team Experience Team Knowledge since they directly influence the variables Learning

Figure 7. Behaviour of Learning Capacity and Productivity and Development

Source: Authors' own elaboration.

Figure 8. Behaviour of Quality and Activities Verified without Detected Errors

Source: Authors' own elaboration.

Capacity, Productivity, and Quality, which are identified as leverage points.

3.1. Suggestion

In the spirit of making positive changes in the system (which could be measured as an improvement in the variable Activities Verified without Error Detected and the completion time of Pending Activities Variable), these changes have been performed to the current model. The simulation was rerun, identifying the new simulation as E02 in the graphs and E01 in the original simulation.

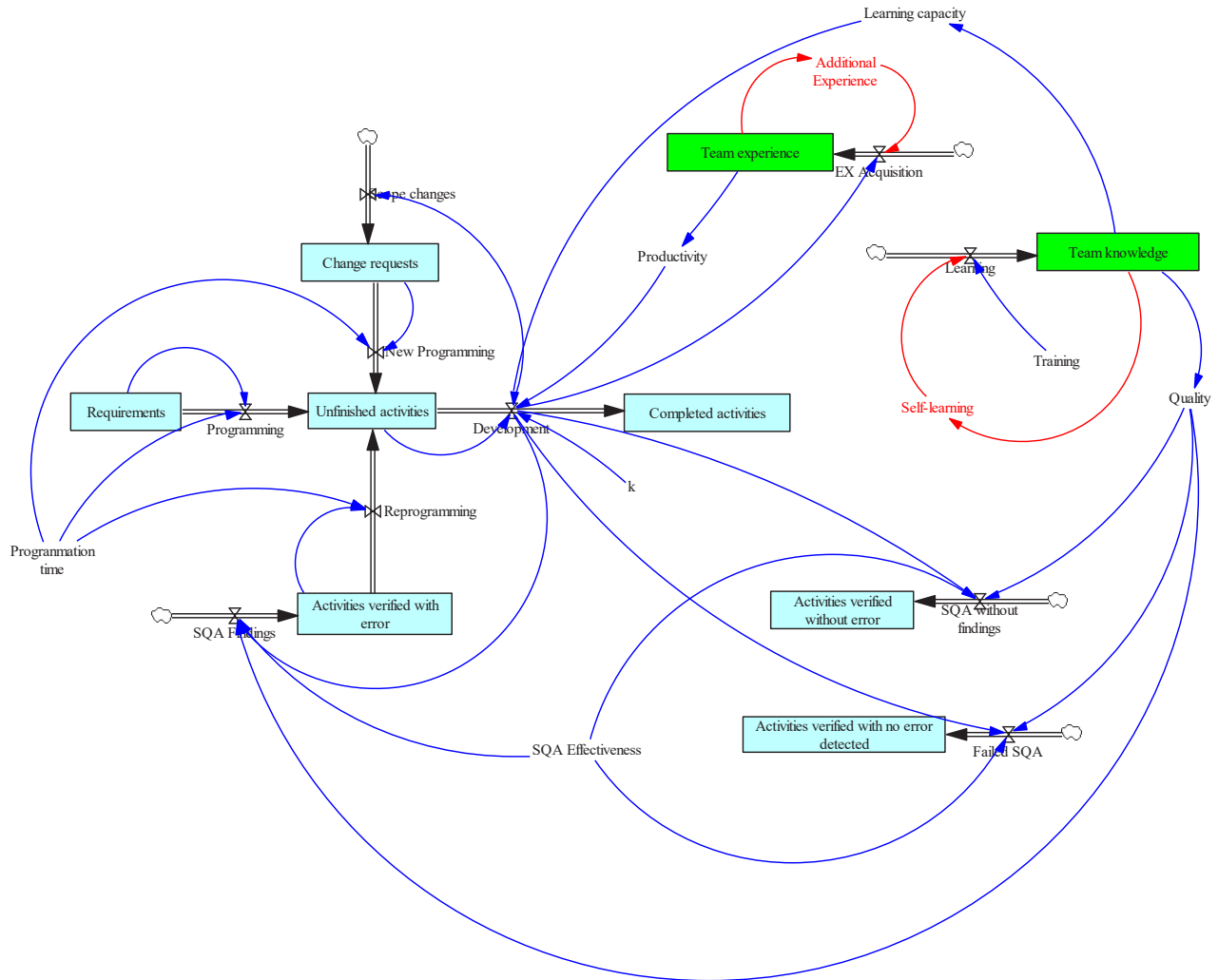
The proposed changes (variables in red) consist of adding Additional Experience and

Self-Learning, running a new simulation, and comparing the results and effects on the leverage variables (Figure 9).

In the case of additional experience, the idea is to create recreational and practical activities that allow the work team to generate more experience, which would be reduced (but always maintained) as more experience is gained and productivity improves. This addition increases the accumulation of the experience variable of the team, which in turn generates that, in productivity, the desired productivity levels are reached sooner.

However, it should be noted that more effort is needed to increase productivity since a value of 0.05 (the desired value according

Figure 9. Improvement Proposal



Source: Authors' own elaboration.

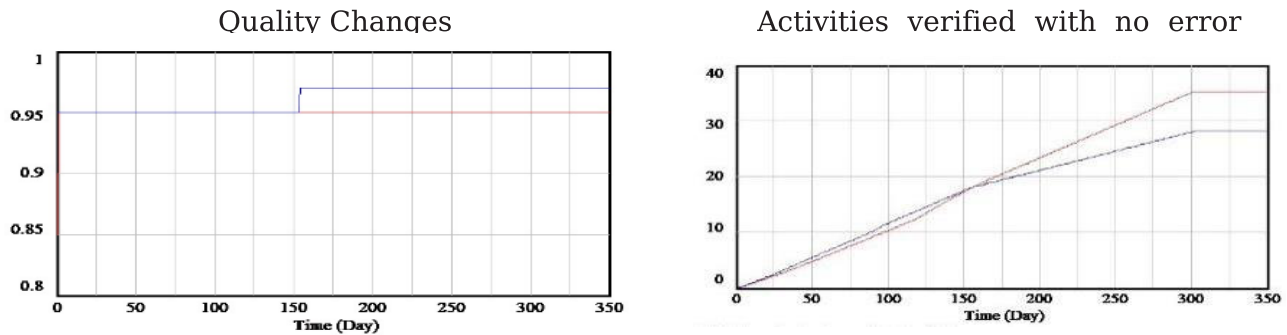
to the current evaluation model) is reached on day 98 and without the proposed changes on day 116, which is not so representative in the duration of the project.

Regarding the self-learning variable, the idea is to encourage learning through incentives and the creation of spaces for it (documentation, forums, multipliers, etc.) to generate more team knowledge and thus influence the learning capacity and be able to reach the desired levels of this variable.

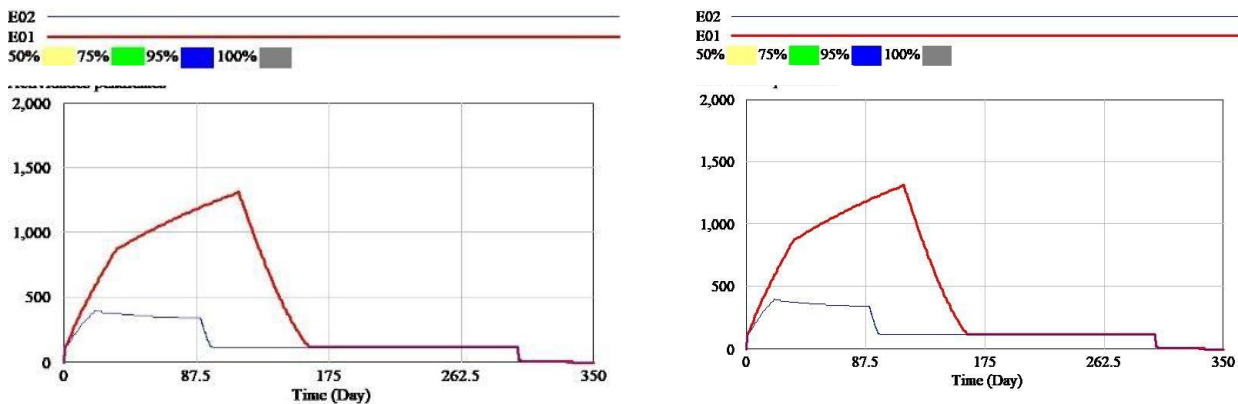
However, these changes are also not representative and do not lead to a reduction in project completion time. The other important variable in the system is Verified

Activities without Detected Errors (Figure 10) since it represents the errors that reach the customer without being detected by the quality system and are influenced by the quality variable (Figure 10).

A significant improvement (21% improvement) is presented in the variable "activities verified without detected errors," which is significant for a customer. Based on this new simulation, it is concluded that modifying the development times, the productivity improvement, or the work team's learning capacity requires more extraordinary efforts than those presented, which could already generate costs related to the proposed programmers.

Figure 10. Quality Changes and Activities verified with no error detected

Source: Authors' own elaboration.

Figure 11. Sensitivity of Verified Activities without Detected Errors and Pending Activities

Source: Authors' own elaboration.

3.2. Sensitivity analysis

According to the analysis carried out in the previous simulations, it is necessary to perform a sensitivity analysis related to the variables Training, Pending Activities, and Verified Activities without detected error (Figure 11).

According to the analysis, it is found that when making the different simulations varying the parameter in feasible values from the point of view of capacity (from one hour daily training to three, which is already very difficult to implement), there is slight variation in the activities that reach the customer with problems; likewise, it was found that the activities pending completion have no variation, indicating that this is not the means to achieve changes.

4. Conclusions

Based on the analyses and simulations performed, the following conclusions can be drawn:

Although the focus of this study was initially carried out with a purely systemic view, the model designed by Forrester to determine the behavior presents the necessary analytical components.

In the company Expert Projects, SAS models are presented to determine the productivity of work teams; these models should be reviewed to identify all aspects and variables that affect them, whether environmental, social, or technical factors, such as learning capacity and knowledge management, allowing for improvement in the projects.

Although there are improvements in the quality of the product to be delivered to the client through changes in the training of the work teams, the capacity to complete the project is still maintained. In addition, the variables that affect this system project are much more than those already identified, for which a broader study is recommended, where a much more complex model is involved.

When the system is pressed, it reacts in the same way, which means that the changes presented in the simulation are not so significant; however, it is possible that these changes were not presented at the time of one project but at the time of many projects, and therefore it is recommended to make a study focussing more on the organization over time and not on a particular project.

5. Conflict of interest

The authors declare no conflict of interest.

6. Source of Financing

This research is financed by the authors.

7. References

- Ahonen, J. J. and Junttila, T. (4-5 November 2003). *A case study on quality-affecting problems in software engineering projects* (pp. 145-153). In Proceedings 2003 Symposium on Security and Privacy. IEEE, Herzlia, Israel. <https://doi.org/10.1109/SWSTE.2003.1245434>
- Al Hafidz, M. U., Sensuse, D. I. (29-30 October 2019). *The Effect of Knowledge Management System on Software Development Process with Scrum*. In 2019 3rd International Conference on Informatics and Computational Sciences (ICICoS). IEEE, Semarang, Indonesia. <https://doi.org/10.1109/ICICoS48119.2019.8982506>
- Almomani, M. A. T., Basri, S., Mahmood, A. K. B., & Bajeh, A. O. (24-27 August 2015). *Software Development Practises and Problems in Malaysian Small and Medium Software Enterprises: A pilot study*. In 2015 5th International Conference on IT Convergence and Security (ICITCS). IEEE, Kuala Lumpur, Malaysia. <https://doi.org/10.1109/ICITCS.2015.7293018>
- Baldonado, J. A., Montequín, V. R. (2017). *Modelo CMMI y métodos ágiles en la gestión de proyectos software* (p. 136). [Tesis maestría, Universidad de Oviedo]. <http://digibuo.uniovi.es/dspace/bitstream/10651/43638/3/TFMJuanAlonsoBaldonadoRUO.pdf>
- Bowers, J., Khorakian, A. (2014). Integrating risk management in the innovation project. *European Journal of Innovation Management*, 17(1), 25-40. <https://doi.org/10.1108/EJIM-01-2013-0010>
- Chase, R., Jacobs, R., & Aquilano, N. (2009). *Administración de operaciones, producción y cadena de suministros* (12 ed.). Mc Graw Hill.
- Chen, H., Daugherty, P. J., and Jones, A. L. (2016). Ensuring returns management software effectiveness through joint development orientation. *Transportation Journal*, 55(1),1-30. <https://doi.org/10.5325/transportationj.55.1.0001>
- Díaz Vega, M. I. (2020). *Relación Entre Gestión De Conocimiento Y Desempeño En La Etapa De Análisis De Proyectos De Las Micro Y Pequeñas Empresas Dedicadas Al Desarrollo De Software Por Encargo En Colombia*. [Tesis de Doctorado, Universidad Pontificia Bolivariana].
- Dini, M., Stumpo, G. (2018). Mipymes en América Latina: un frágil desempeño y nuevos desafíos para las políticas de fomento. *CEPAL*, 540-560. <https://www.cepal.org/es/publicaciones/44148-mipymes-america-latina-un-fragil-desempeno-nuevos-desafios-politicas-fomento>
- Esteban, D., Palacio, Y. (2017). *Representación de los principios del Manifiesto Ágil en el núcleo de Semat*. [Tesis de Maestría, Universidad Nacional]. <http://bdigital.unal.edu.co/59306/1/1037601889.2017.pdf>
- Fairley, R. E., Willshire, M. J. (2003). *Why the Vasa sank: 10 Problems and some antidotes for software projects*. *IEEE Software*, 20(2),18-25. <https://doi.org/10.1109/MS.2003.1184161>
- Farooq, U., Ahmed, M., Hussain, S., Hussain, F., Naseem, A., & Aslam, K. (2021). *Blockchain-Based Software Process Improvement (BBSPI): An approach for SMEs to perform process improvement*. *IEEE*, 9. <https://doi.org/10.1109/ACCESS.2021.3049904>
- Haile, N., Altmann, J. (2016). *Value creation in software service platforms*. *Future Generation Computer Systems*, 55, 495-509. <https://doi.org/10.1016/j.future.2015.09.029>
- Hassan, M., Hussain, M., Ayubi, S. U., & Irfan, M. (01-02 November 2019). *A Policy re- commendations Framework to Resolve Global Software Development Issues*. In 2019 International Conference on Innovative Computing (ICIC). IEEE, Lahore, Pakistan. <https://doi.org/10.1109/ICIC48496.2019.8966719>

- Henriquez, L. (2009). *Políticas para las Mipymes frente a la crisis*. OIT. http://www.ilo.org/wcmsp5/groups/public/--americas/--ro-lima/--sro-santiago/documents/publication/wcms_191351.pdf
- Jeffries, R., Melnik, G. (2018). TDD: The Art of Fearless Programming. *IEEE Software*, 24(3), 24-30. <https://doi.org/10.1109/MS.2007.75>
- Jigeesh, N., Chakraborty, S., & Chakravorty, T. (2015). *An Empirical Study of Agile Testing Attributes for Higher Customer Satisfaction in IT Projects in india*. *International Journal of Business and Information*, 10(3). <https://www.researchgate.net/publication/341112958>
- Kuo-Pin, C., Graham, G. (2012). *E-Business Strategy in Supply Chain Collaboration: an Empirical Study of B2B E-Commerce Project in Taiwan*. *International Journal of Electronic Business Management*, 10(2),101-112. <http://search.ebscohost.com/login.aspx?direct=true&db=bth&AN=78098263&site=ehost-live>
- Larsson, C., Venkatesh, S. (2010). *The Importance of Government Incentives Relative to Economic Fundamentals: The Case of Software Industry in Thailand*. *ASEAN Economic Bulletin*, 27(3). <https://doi.org/10.1355/ae27-3e>
- Lamandi, O., Popescu, S., Dragomir, M., & Morariu, C. (2015). *A critical analysis of project management models and its potential risks in software development*. *Quality - Access to Success*, 16(149),55-61.
- Liu, M. Z., Liu, Y. F. (22-24 July 2015). *Tai Chi Thought and research on software problems* (126-131). In 2015 12th International Joint Conference on Computer Science and Software Engineering (JCSSE). IEEE, Songkhla. <https://doi.org/10.1109/JCSSE.2015.7219783>
- Ma, Z., Li, R., Li, T., Zhu, R., Jiang, R., Yang, J., Tang, M., & Zheng, M. (2020). *A data-driven risk measurement model of software developer turnover*. *Soft Computing*, 24. <https://doi.org/10.1007/s00500-019-04540-z>
- Maglyas, A., Nikula, U., & Smolander, K. (2012). *Lean solutions to software product management problems*. *IEEE*, 29(5), 40-46. <https://doi.org/10.1109/MS.2012.108>
- Mahdi, M. N., Mohamed Zabil, M. H., Ahmad, A. R., Ismail, R., Yusoff, Y., Cheng, L. K., Azmi, M. S. B. M., Natiq, H., Happala Naidu, H. (2021). *Software project management using machine learning technique-a review*. *Applied Sciences*, 11(11)5183. <https://doi.org/10.3390/app11115183>
- Martínez, S. J., & Arango, S. (2017). *Modelo de simulación dinámica para evaluar la inversión en capacidades de innovación tecnológica en la Industria Colombiana de Software*. *Espacios*, 38(9), 3. <http://hdl.handle.net/11323/1993>
- Mei-Ying, W., & Yung-Chih, W. (2014). *the Benefits of Using Unified Communications Systems for Smes*. *International Journal of Electronic Business Management*, 12(4), 236-246. <https://www.proquest.com/ocview/1697733812?sourcetype=Scholarly%20Journals>
- Naz, R., Khan, M. N. A., & Aamir, M. (2016). *Scrum-Based Methodology for Product Maintenance and Support*. *International Journal of Engineering and Manufacturing*, 6(1),10-27. <https://doi.org/10.5815/ijem.2016.01.02>
- Özkaya, A., Urgan, E., & Demirörs, O. (03-04 November2011). *Common practices and problems in effort data collection in the software industry*. 2011 Joint Conference of the 21st International Workshop on Software Measurement and the 6th International Conference on Software Process and Product Measurement (pp. 308-313) IEEE, Nara, Japan. <https://doi.org/10.1109/IWSP-MENSURA.2011.40>
- Peixoto, D. C., Mateus, G. R., and Resende, R. F. (21-25 July 2014). *The issues of solving staffing and scheduling problems in software development projects*. 2014 IEEE 38th Annual Computer Software and Applications Conference (pp. 1-10). IEEE, Vasteras, Sweden. <https://doi.org/10.1109/COMPASAC.2014.96>
- Pino, F.J., Garcia, F., Ruiz, F., and Piattini, M. (2006). *Adaptación de las Normas ISO/IEC 12207:2002 e ISO/IEC 15504:2003 para la Evaluación de la Madurez de Procesos Software en Países en Qu, G., Shen, L., Bao, X. (2014). Vendors' team performance in software outsourcing projects: From the perspective of transactive memory systems behavioral characteristics*. *Nankai Business Review International*, 5(3), 290-308. <https://doi.org/10.1108/NBRI-02-2014-0013>
- Ramos Blanco, K., Suárez Batista, A., Pérez Montalván, D., Neuland Agüero, D., Febles Estrada, A., Delgado Martínez, R., Muñoz Roja, M. (2011). *Experiencias del programa de mejora de procesos en la Universidad de las Ciencias Informáticas*. *Revista Cubana de Ciencias Informáticas*, 5(2), 1-16. <https://rcci.uci.ci&page=article&op=view&path%5B%5D=87>
- Restrepo, P. (2022). *Software y T.I. informe Sectorial 2021*. CVN. <https://www.cvn.com.co/admincvn/industria-digital-un-motor-de-la-economia-en-colombia-como-se-mueven-las-cifras/>
- Riaño, F., Mauricio, H. (16-18 July 2014). *Identifying*

- Critical Success Factors in Adopting Agile Methodologies - Software Project Case Studies in Colombia Metodologías Ágiles-Estudios De Caso En Colombia*. 18th International Congress on Project Management and engineering. Asociación Española de Ingeniería de Proyectos, Alcañiz, Spain. <https://dialnet.unirioja.es/servlet/articulo?codigo=8225658>
- Pressman, R. S. (2005). *Software Engineering A Practitioner's Approach* (9th ed.). Mc Graw Hill.
- Rosenberg, D., Boehm, B., Stephens, M., Suscheck, C., Dhalipathi, S. R., & Wang, B. (2020). *Parallel agile - Faster Delivery, fewer defects, lower cost*. Springer.
- Rubin, K. S. (2012). *Essential Scrum: A Practical Guide to the Most Popular Agile Process*. Addison - Wesley.
- Senge, P. (2019). *La Quinta Disciplina*. Ediciones Gránica.
- Stepanek, G. (2005). *Software project secrets: Why software projects fail* (pp. 1-166). Apress. <https://doi.org/10.1007/978-1-4302-0055-0>
- Tanner, M., Mackinnon, A. (2015). Sources of Disturbances Experienced During a Scrum Sprint. *European Conference on Information Management & Evaluation*, 18(1), 255-262. <https://doi.org/10.13140/2.1.4924.3843>
- Thayer, R. H., Pyster, A. B., & Wood, R. C. (1981). *Major Issues in Software Engineering Project Management*. *IEEE Transactions on Software Engineering*, SE-7(4), 333-342. <https://doi.org/10.1109/TSE.1981.234533>
- Toro, A., Peláez, L. E. (2018). *Validación de un modelo para el aseguramiento de la calidad del software en MIPYMES que desarrollan software en el Eje Cafetero*. *Entre Ciencia e Ingeniería*, 12(23), 84. <https://doi.org/10.31908/19098367.3707>
- Wang, M.-H., Huang, C.-F., and Yang, T.-Y. (2012). *The Effect of Project Environment on the relationship between Knowledge Sharing and Team Creativity in the Software Development Context*. *International Journal of Business & Information*, 7(1), 59-80. <http://search.ebscohost.com/login.aspx?direct=true&db=bt&AN=91653684&site=ehost-live>
- Wozniak, M. (2021). *Sustainable approach in it project management methodology choice vs. Client satisfaction*. *Sustainability (Switzerland)*, 13(3), 1-21. <https://www.mdpi.com/2071-1050/13/3/1466>

How to cite this paper?

Díaz Vega, M. I., Ospina Ospina, M. J. (2023). A Dynamic Approach to Performance for Software Development Projects. *Cuadernos de Administración*, 39(77), e2312579. <https://doi.org/10.25100/cdea.v39i77.12579>

Cuadernos de Administración journal by Universidad del Valle is under licence Creative Commons Reconocimiento-NoComercial-SinObrasDerivadas 4.0. Based in <http://cuadernosdeadministracion.univalle.edu.co/>