


**A STUDY ON THE ONLINE FOOD DELIVERY SERVICES MARKET IN CHANDIGARH  
FROM A CUSTOMER PERSPECTIVE**

Sukarn Sharma<sup>A</sup>



ARTICLE INFO	ABSTRACT
<p><b>Article history:</b></p> <p>Received 10 March 2023</p> <p>Accepted 06 June 2023</p>	<p><b>Purpose:</b> This study aimed at understanding the experiences of customers who have used online food delivery services in Chandigarh, India.</p>
<p><b>Keywords:</b></p> <p>Online Food Delivery Services; Food Delivery Apps; Importance Performance Analysis; Mobile Apps; Ecommerce.</p>	<p><b>Theoretical framework:</b> With food delivery services having been established in numerous cities around the world for a significant duration, the intensifying competition among these services has resulted in heightened expectations from customers. Consequently, it becomes imperative to grasp the disparity between the aspects in which customers perceive online food delivery services are excelling and the areas where they are lacking.</p>
	<p><b>Design/methodology/approach:</b> To achieve this, the researcher used a closed-ended structured questionnaire with 26 attributes to collect primary data from respondents who had used the service at least five times. The study employed a descriptive cross-sectional survey design, and utilized non-probability purposive sampling. The sample size for the study was 390 respondents. To analyze the data, the researchers used Importance Performance Analysis (IPA), which involves measuring the mean ratings of the respondents on the 26 attributes.</p>
	<p><b>Findings:</b> The study found that the ability to use the service anywhere anytime, order delivery time, and reasonable delivery and tax prices are among the attributes that the OFDS should prioritize to enhance the customer experience and satisfaction with online food delivery services.</p>
	<p><b>Research, Practical &amp; Social implications:</b> By focusing on these attributes, online food delivery services can improve their service quality and meet the needs and expectations of their customers.</p>
	<p><b>Originality/value:</b> Overall, this study provides valuable insights into the experiences of customers who have used online food delivery apps in Chandigarh. The findings can be useful for stakeholders in the food delivery industry to improve their services and meet the needs of their customers.</p>
	<p>Doi: <a href="https://doi.org/10.26668/businessreview/2023.v8i6.2418">https://doi.org/10.26668/businessreview/2023.v8i6.2418</a></p>

**UM ESTUDO SOBRE O MERCADO DE SERVIÇOS DE ENTREGA DE COMIDA ON-LINE EM  
CHANDIGARH SOB A PERSPECTIVA DO CLIENTE**

**RESUMO**

**Objetivo:** este estudo teve como objetivo compreender as experiências dos clientes que usaram serviços de entrega de comida on-line em Chandigarh, Índia.

**Estrutura teórica:** Como os serviços de entrega de comida foram estabelecidos em várias cidades do mundo por um período significativo, a intensificação da concorrência entre esses serviços resultou em maiores expectativas dos clientes. Consequentemente, torna-se imperativo compreender a disparidade entre os aspectos em que os clientes percebem que os serviços de entrega de comida on-line estão se destacando e as áreas em que estão faltando.

<sup>A</sup> PhD in Tourism. Assistant Professor. Department of Hospitality and Tourism Management, Jimma University. Oromia, Ethiopia. E-mail: [sukarnsharma@gmail.com](mailto:sukarnsharma@gmail.com) Orcid: <https://orcid.org/0000-0002-9722-6377>



**Projeto/metodologia/abordagem:** Para isso, o pesquisador usou um questionário estruturado fechado com 26 atributos para coletar dados primários dos entrevistados que haviam usado o serviço pelo menos cinco vezes. O estudo empregou um projeto de pesquisa descritiva transversal e utilizou amostragem intencional não probabilística. O tamanho da amostra do estudo foi de 390 entrevistados. Para analisar os dados, os pesquisadores usaram a Análise de Desempenho de Importância (IPA), que envolve a medição das classificações médias dos entrevistados nos 26 atributos.

**Conclusões:** O estudo constatou que a capacidade de usar o serviço em qualquer lugar e a qualquer hora, o tempo de entrega do pedido e os preços razoáveis de entrega e impostos estão entre os atributos que o OFDS deve priorizar para melhorar a experiência e a satisfação do cliente com os serviços de entrega de alimentos on-line.

**Implicações sociais, práticas e de pesquisa:** Ao se concentrar nesses atributos, os serviços de entrega de comida on-line podem melhorar a qualidade do serviço e atender às necessidades e expectativas dos clientes.

**Originalidade/valor:** De modo geral, este estudo oferece percepções valiosas sobre as experiências dos clientes que usaram aplicativos de entrega de comida on-line em Chandigarh. As descobertas podem ser úteis para que as partes interessadas do setor de entrega de comida melhorem seus serviços e atendam às necessidades de seus clientes.

**Palavras-chave:** Serviços de Entrega de Comida On-line, Aplicativos de Entrega de Comida, Análise de Importância de Desempenho, Aplicativos Móveis, Comércio Eletrônico.

## UN ESTUDIO SOBRE EL MERCADO DE SERVICIOS DE ENTREGA DE COMIDA EN LÍNEA EN CHANDIGARH DESDE LA PERSPECTIVA DEL CLIENTE

### RESUMEN

**Objetivo:** El objetivo de este estudio es conocer las experiencias de los clientes que utilizan servicios de entrega de comida a domicilio en línea en Chandigarh (India).

**Marco teórico:** Dado que los servicios de entrega de comida a domicilio se han establecido en varias ciudades de todo el mundo durante un período significativo, la intensificación de la competencia entre estos servicios ha dado lugar a mayores expectativas de los clientes. En consecuencia, resulta imperativo comprender la disparidad entre los aspectos en los que los clientes perciben que los servicios de entrega de comida a domicilio en línea destacan y las áreas en las que presentan carencias.

**Diseño/metodología/enfoque:** Para ello, el investigador utilizó un cuestionario estructurado de preguntas cerradas con 26 atributos para recoger datos primarios de encuestados que habían utilizado el servicio al menos cinco veces. El estudio empleó un diseño de investigación descriptivo transversal y utilizó un muestreo intencional no probabilístico. El tamaño de la muestra del estudio fue de 390 encuestados. Para analizar los datos, los investigadores utilizaron el Análisis de Importancia y Rendimiento (IPA), que consiste en medir las valoraciones medias de los encuestados sobre los 26 atributos.

**Conclusiones:** el estudio concluyó que la posibilidad de utilizar el servicio en cualquier momento y lugar, el plazo de entrega del pedido y unos precios e impuestos de entrega razonables son algunos de los atributos que los OFDS deberían priorizar para mejorar la experiencia y la satisfacción de los clientes con los servicios de entrega de comida en línea.

**Repercusiones sociales, prácticas y de investigación:** Al centrarse en estos atributos, los servicios de entrega de comida a domicilio en línea pueden mejorar la calidad del servicio y satisfacer las necesidades y expectativas de los clientes.

**Originalidad/valor:** En general, este estudio proporciona información valiosa sobre las experiencias de los clientes que han utilizado aplicaciones de reparto de comida en línea en Chandigarh. Las conclusiones pueden ser útiles para que las partes interesadas del sector de la entrega de comida a domicilio mejoren sus servicios y satisfagan las necesidades de sus clientes.

**Palabras clave:** Servicios de Entrega de Comida en Línea, Aplicaciones de Entrega de Comida, Análisis de Importancia del Rendimiento, Aplicaciones Móviles, Comercio Electrónico.

### INTRODUCTION

According to Downs et al. (2020) the term "food environment" refers to the relationship between consumers and the food system, which includes factors such as the accessibility, cost,

convenience, advertising, quality, and sustainability of food and drinks found in natural, farmed, and urban areas. These factors are shaped by the cultural, social, and political context, as well as the surrounding ecosystems. According to this definition, the food environment is not static and can change over time. Granheim et al., (2022) stated that recent advancements in digital technology, such as the Internet and smart phones, have made our food environment more global and have expanded the options for takeout food with the use of ghost kitchens and online food delivery services (OFDS) platforms like UberEATS and iFood.

As per Prasetyo et al. (2021), food is a daily requirement, and people have different methods of obtaining the food they desire. One prevalent way to obtain food is through delivery, especially for busy individuals who lack time to prepare their meals (Aprilia, 2017). In response to the demand for food delivery services, the development of information technology has facilitated the availability of online food delivery services (Ilham, 2018). This allows customers to receive prompt and precise service, ensuring that the company can provide the best possible service to its customers (Irmawati et al. 2011).

The increasing popularity of online food delivery services may be attributed to the growing number of urban residents, as noted by Chai and Yat (2019). Customers have various reasons for using these services, but the need for quick and wholesome meals after a long day at work seems to be the most common one. The availability of multiple food delivery services that can be easily accessed has eliminated the need for consumers to plan their meals, cook, go to a restaurant, or order takeout to their workplace or home, according to Dsouza and Sharma (2020). The use of online food delivery services has significantly influenced consumer behavior, with these services becoming increasingly common and expected, particularly among city dwellers, as observed by Chen and Hsieh (2017).

Online food delivery services (OFDS) platforms employ various marketing techniques to improve user satisfaction and increase the likelihood of repeat purchases. When users have a positive experience with the app, they are more likely to use it in the future when they want a satisfying meal (Chen et al., 2020). Prior research has demonstrated that factors such as cost savings, convenience, a wide selection of options, availability of information, lack of social interaction, and personalized products or services are all important determinants of utilitarian value in online shopping (Chen et al., 2020 and Yeo et al., 2017). As a result, strategies that offer discounts (often in the form of coupons), messaging on cost savings, and bundled deals can provide consumers with both cost and time savings. Additionally, allowing consumers to handpick multiple food items for a combo can give them the impression that it was customized

specifically for them. Furthermore, messaging that emphasizes tastiness and pleasure can improve the sensory, imaginative, and emotional aspects of the buying experience (Chen et al., 2020). Ensuring customers are provided with superior food and services that align with their expectations leads to customer contentment (Koc et al., 2017 as cited in Abdullah et al., 2023).

India has experienced a significant increase in technological progress, which has put it on track to become a digitally advanced country. More than 40% of the population has access to the internet, making India one of the world's largest and fastest-growing bases of digital consumers. As of September 2018, the country had 560 million subscribers, and Indians downloaded more apps than any other country except China, totaling 12.3 billion in 2018. According to the McKinsey Global Institute report in March 2019, the average Indian social media user spends 17 hours each week on social media platforms (McKinsey Global Institute, 2019).

As stated by Panse, et al. (2019), the food delivery industry in India has become highly competitive. In a report by FICCI, it was reported that the revenue generated by online food delivery, which includes restaurant to consumers and platform to consumer transactions, was approximately \$5867 million in 2017.

With the rise of food delivery services and the range of services offered, customer expectations have also increased. Online food delivery services are now convenient enough to allow customers to search for restaurants with their desired cuisines and view the entire menu on the app, with the ability to select their desired dishes with just a button click. The aim of this research paper is to analyze the views of customers regarding popular online food delivery services in Chandigarh, India.

## **LITERATURE REVIEW**

The delivery services are intended to lessen the difficulties people encounter as a result of their surroundings and hectic schedules, which frequently leave them with little time to look for their needs, such as food, clothing, furniture, and other items. In addition, some people desire a luxurious lifestyle and want the convenience of having their needs met. As a result, there is a need for businesses and offices that offer complete delivery services. These businesses provide for a range of individual requirements, such as furniture, mail, and food delivery. Lessening individual burdens and simultaneously producing profitable revenue are the goals. With the development of e-commerce, people can now shop from home with just a few clicks and have their orders delivered right to their door (Handoko, 2016 as cited in Alsabbagh, 2023).

In recent years, there has been a significant surge in popularity for generalized online food delivery services that facilitate delivery from various restaurants. This growth has been rapid and occurred only in the past decade. The rapid expansion of these firms has even caused some restaurants to alter their entire layouts and switch to a "delivery only" business model (Bond, 2019). The restaurant market is clearly undergoing a significant evolution.

Pigatto et al (2017) explain that online food delivery services are platforms that facilitate ordering, payment, and monitoring of the food delivery process, but do not handle the preparation of the food. To differentiate themselves and provide greater value to customers, companies are adopting innovative delivery methods (Chen and Tsou, 2012).

According to Yeo et al. (2017), there are two types of retailers providing food delivery services. The first category includes fast-food chains like McDonald's and Kentucky Fried Chicken (KFC), who provide their own delivery services. The second category is made up of restaurant intermediaries like Food Panda, who offer delivery services for a variety of restaurants. With the emergence of new online platforms, the food-delivery business from restaurants to customers' homes is undergoing significant changes as companies compete to capture markets and customers worldwide.

H.S. Sethu and Bhavya Saini in 2016 delved into the way students perceive, behave, and feel satisfied with online food ordering and delivery services. The study highlighted the benefits of such services, particularly in terms of helping students manage their time better and allowing them to enjoy their favorite foods at any time of the day. One of the supporting factors that was found to contribute to the popularity of these services among students was easy access to the internet. Meanwhile, in a separate study published in 2016, Leong Wai Hong highlighted the efficiency of online food ordering and delivery services in improving the productivity and profitability of restaurants through online marketing and business strategies.

According to Chetan and Sahilesh's (2019), there is a predicted high demand for online food delivery services. Consumers use these services for the convenience they provide, rather than solely to save time. The ability to have information about different food options readily available on their devices is also a factor that consumers enjoy.

Parashar and Ghadiyali's study (2020) examined the changes in consumer behavior following the development of food delivery apps and the reasons for this transition. They found that the convenience of ordering food online and the fast-paced lifestyle of individuals have contributed to the rise of food delivery apps. Speed of delivery was found to be the most important factor for consumers, followed by quality of service and discounts. One of the main

challenges faced by consumers was that the prices of food items available on the food delivery platforms were higher than the prices at the restaurant itself. Another challenge was that some restaurants were not available on the apps.

Adithya (2017) presented findings that demonstrate the time-saving benefits of online food delivery systems when compared to visiting a restaurant and waiting in line. The study suggested utilizing an online food ordering system provides customers with an online menu and an easy-to-use interface for placing orders that meet their specific preferences. The system also includes a tracking feature that allows customers to monitor the status of their orders. Additionally, the proposed system features a feedback mechanism for customers to rate the food items they have ordered. Based on the ratings given by users, the system can recommend hotels and food options and notify the staff of any necessary improvements to maintain quality. Payment options include both online payment and a pay-on-delivery system.

Rathore & Chaudhary, (2018) conducted a study to investigate consumers' perceptions of online food ordering. The study found that time was the most important factor. Early delivery is important to consumers because it saves them time, and in today's dynamic world, nobody wants to waste time on non-productive things. The 24/7 services offered by online food delivery platforms have a major impact, as consumers are not restricted to specific time limits. Convenience is the biggest factor driving online food ordering, as it allows consumers to order food from the comfort of their homes without having to travel. This convenience provides a sense of control and authority over what to buy, and also enables consumers to select from a wide variety of products on the internet. Other important factors include ease of accessibility, multiple payment options, and flexibility provided by online food delivery apps.

In their study, Karthika and Manojanaranjani (2018) found that a majority of their respondents considered the delivery charges to be too expensive. This high cost was identified as one of the reasons why some consumers choose not to order food online.

As per Vinaik et al. 2019, the most important factors that drive consumers to order food online are convenience, easy payment methods, delivery time, receiving the expected order, good customer service, and receiving the right order. However, there are still a significant number of people who do not order food online due to concerns about the safety of sharing personal and financial information, difficulties with digital payment options, or discomfort with technology.

According to Saxena (2019) the Indian food industry, currently valued at approximately \$350 billion, is continuously seeking new ways to improve customer satisfaction and loyalty.



As a result, there is intense competition between online food delivery apps and restaurants offering free home delivery.

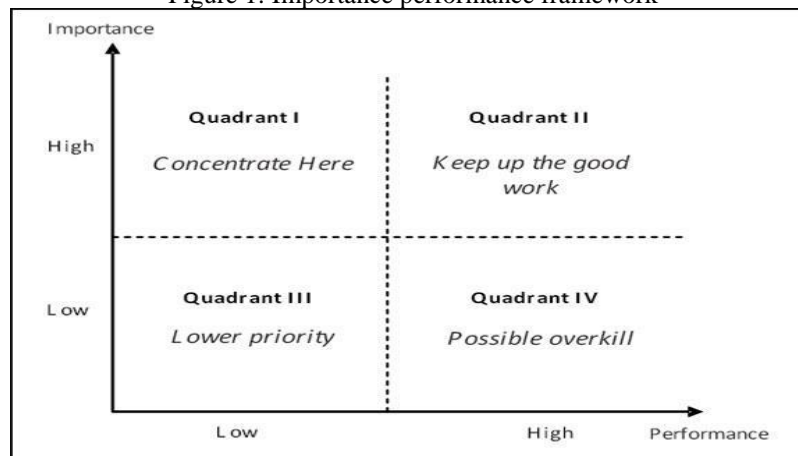
Janib et al. (2019) conducted a study to explore the relationship between the service provided by Swiggy digital food application and the consumer satisfaction achieved through its usage. The findings of the study suggest there is room for improvement, such as by removing minimum order value and enhancing the process of consumer recommendation and feedback.

According to Parasuraman and colleagues (1985), if customers perceive a high level of service quality, their satisfaction can increase. Lee (2000) has also concurred with this idea, suggesting that the quality of service provided by the service provider can impact customer satisfaction. Parasuraman et al. (1988) defined service quality as the difference between customer expectations and their actual perceptions of the service. Boon and Rompho (2012) cited studies by Choi and Chu (2001) that suggest exceeding customer expectations can lead to a positive customer experience, improved reputation, better business performance, cost savings, and increased customer loyalty.

## IMPORTANCE PERFORMANCE ANALYSIS

The technique of importance-performance analysis is a useful tool for identifying areas of improvement for a company, guiding strategic planning, and determining the competitive position of the company in the market (Hawes and Rao, 1985; Martilla & James, 1977; Myers, 2001). Martilla and James (1977) were the first to introduce this analysis, which has helped to identify the attributes that a company should prioritize to enhance customer satisfaction (Matzler et al., 2004a). The matrix created through this analysis is typically divided into four quadrants based on the mean scores of importance and performance.

Figure 1: Importance performance framework



Source: Importance-performance Analysis framework adopted from Martilla (1977)

### **Quadrant I**

The respondents have identified certain attributes as highly important, but the overall performance levels in those areas are quite low. This clearly indicates that improvement efforts should be concentrated in these areas without delay.

### **Quadrant II**

The respondents consider certain attributes to be highly important, and the business is performing well in those areas. This suggests that the company should continue its efforts to maintain the high quality of work in these areas.

### **Quadrant III**

The attributes in this cell have low scores for both importance and performance. Although the performance levels in this area may be poor, managers should not be overly concerned because these attributes are not considered particularly significant. Only a small amount of resources should be allocated to improving these low-priority attributes.

### **Quadrant IV**

This quadrant represents attributes that are rated as having low importance but high performance. While the respondents are satisfied with the company's performance in these areas, the managers should be cautious about continuing to allocate resources to these attributes, as they may already be over-emphasized.

This analysis can help identify specific improvement opportunities. For instance, major flaws in attributes (Quadrant I) should be prioritized and targeted for immediate improvement according to the recommendations of many researchers, including Martilla and James (1977). Significant strengths (Quadrant II), on the other hand, should be maintained, leveraged, and strongly promoted, as suggested by Lambert and Sharma (1990).

The IPA framework has been utilized in hospitality and tourism research for many years, as demonstrated by the work of Qu and Sit (2007). Numerous researchers have established its significance as a quantitative research tool in this field.

In 1989, Lewis and Chambers published a paper on the Sheraton Hotel Corporation's successful utilization of the importance-performance tool for monitoring customer satisfaction. Meanwhile, Evans and Chon (1989) used IPA to develop tourism policy, and Almanza et al. (1994) and Justitia et al. (2019) applied it to identify ways to enhance customer satisfaction.



## MATERIAL AND METHODOLOGY

Understanding the preferences of customers can help online food delivery apps to grow sustainably. To this end, the study aimed to survey customers who had used online food delivery apps in Chandigarh. Only respondents who had used the service at least five times were included in the study, as they would have a more comprehensive understanding based on their experience, and it helps to mitigate the impact of any negative experiences that might have occurred due to chance.

For this study, the two popular online food delivery services i.e. Zomato and Swiggy were selected in Chandigarh. These two companies were chosen because they have served a large number of customers, making it easier to find experienced respondents for the study. Additionally, the experiences of customers with these companies can serve as a valuable lesson for smaller or upcoming companies in this business.

The study used a closed-ended structured questionnaire with items rated on a five-point Likert scale to collect primary data from participants. The questionnaire was shared with a sample population between April 10 and April 25, 2023.

The target population for the research had at least a foundation degree, and all respondents were men or women aged 18 and above. It is assumed that people who are educated and matured are better equipped to use the app and all its functionalities effectively. The study aimed to gather data not only on the customers' experience with the online food delivery service but also with the mobile app provided by the operators.

The study was characterized as descriptive because it provided a depiction of the customers' attitudes towards various attributes of online food delivery services. Kothari (2004) suggests that a survey design is appropriate for descriptive studies. The study employed a cross-sectional survey design, which is particularly useful for determining the prevalence of a phenomenon, situation, challenge, attitude, or issue through surveying a representative sample of the population simultaneously. This was done in order to ensure a comprehensive understanding of the subject matter.

The study assumed an infinite population since the number of consumers was not known. Non-probability sampling was utilized to select the sample from the target population. This type of sampling involves intentionally collecting specific units from the population to form a sample that represents the entire population (Kothari, 2004). Purposive sampling was employed in this study, with individuals being selected based on whether they had used the online food delivery services at least five times. The sample size for this study was 390

respondents, with a 95% confidence level and 5% error margin. The sampling formula for an infinite population was used to calculate the sample size.

$$N_0 = \frac{Z^2 pq}{e^2} = \frac{(1.96)^2 (0.5) (0.5)}{(0.05)^2} = 384.16 = 384$$

A total of 26 attributes were selected based on their appearance in online food delivery services researches conducted in the past years. To ensure the questionnaire's quality, industry experts were consulted to provide feedback on the draft questionnaire. A pilot survey was conducted on 10 customers who had used the online food delivery services of any of the two companies in Chandigarh to assess the reliability of each item of the instrument. Since the target audience consisted of respondents with a foundation degree, the instrument was written in English.

Participants were invited to fill out the questionnaire voluntarily, and a cover page was included to explain the study's purpose and significance in the hopes of motivating them to complete it accurately and honestly. The data collection ended once the sample population size of 390 was reached. The collected data was analyzed using the Statistical Package for Social Sciences 19.0.

The study used Importance Performance Analysis (IPA) to measure the mean ratings of the respondents on twenty six attributes. The attributes were divided into four quadrants using vertical and horizontal cross-hairs, where the mean was used as the dividing point to avoid losing valuable information, as suggested by Martilla and James (1977). The data was then plotted on a two-dimensional grid based on the perceived importance and performance level of each attribute, with attribute importance on the vertical axis from high (top) to low (bottom) and attribute performance on the horizontal axis from high (right) to low (left). This approach allowed for a visual representation of the relationship between attribute importance and performance level.

## RESULTS AND DISCUSSION

A self-administered questionnaire for this study to analyze factors that affect online food delivery services in Chandigarh, India was prepared. The questionnaire consisted of demographic information (gender, age, employment status, education, number of OFDS usage in the past); and 26 variables.

## Demographic Profile of Respondents

According to the study, from the total respondents i.e. 390 majority of participants were male, making up 73% (n=285) of the sample size. All the respondents have used online food delivery service for more than five time in the past, indicating that they were able to provide data on the variable being studied. Additionally, all the participants had obtained a bachelor's degree and were employed. Furthermore, the majority of participants were between 25 and 35 years old, accounting for 67% of the sample size (n=261).

## IMPORTANCE PERFORMANCE MATRIX DATA

All variables were measured by using a 5-point Likert scale. Customers' Importance and Performance rating mean values for the twenty-six variables used as input for the Importance performance matrix are presented in Table 1.

Table 1: Importance Performance (Mean Values)

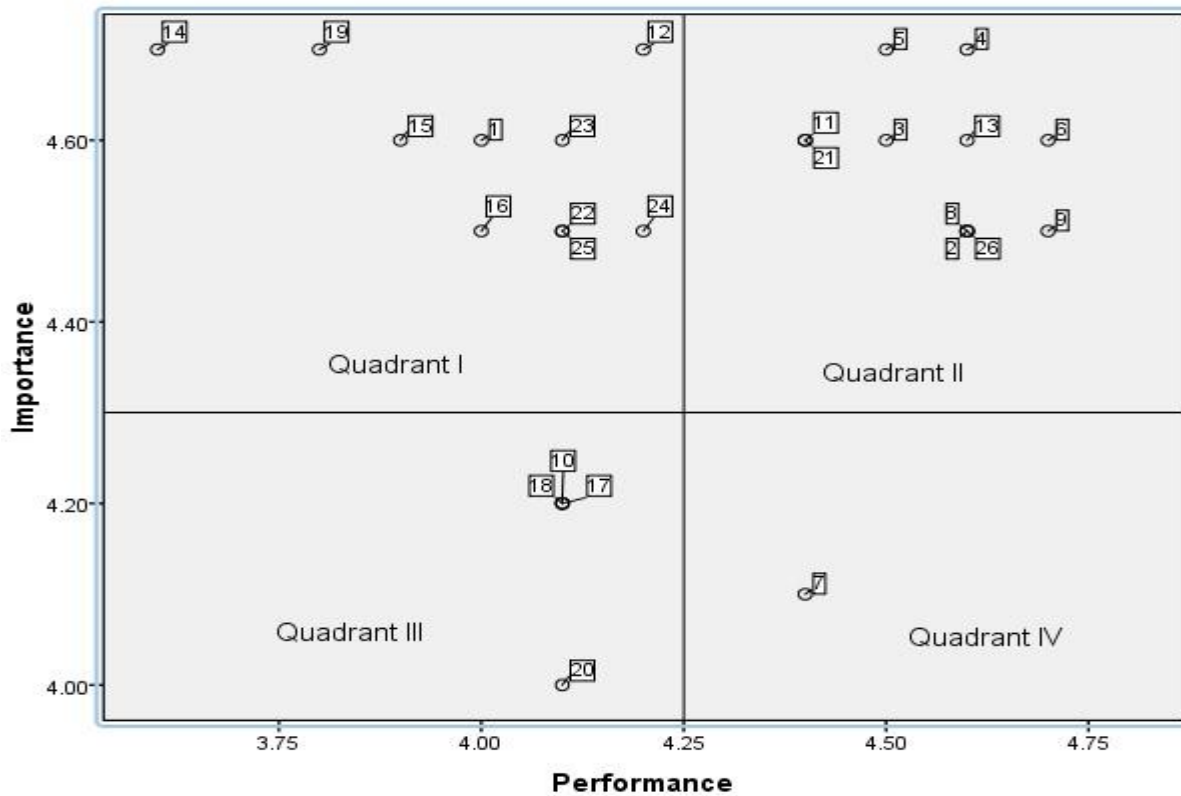
S.No.	Variable	Mean Importance (Y)	Mean Performance (X)
<b>Convenience motivation</b>			
1	Use it anywhere anytime	4.6	4.0
2	Reduction in travel effort to buy grocery	4.5	4.6
3	Saves time in buying food & Beverages	4.6	4.5
<b>Ease of Use</b>			
4	Easily find various food items	4.7	4.6
5	Help section in case support is required	4.7	4.5
6	App navigation	4.6	4.7
7	App filters helps to find restaurant or dish	4.1	4.4
8	Keyword search reduces effort	4.5	4.6
9	Payment interface is easy to understand	4.5	4.7
<b>App Design</b>			
10	Attractive app design	4.2	4.1
<b>Responsive</b>			
11	Complete transaction quickly	4.6	4.4
12	Order delivery time	4.7	4.2
<b>Payment Data Security</b>			
13	App has protective payment steps (OTP)	4.6	4.6
<b>Price</b>			
14	Delivery price is reasonable	4.7	3.6
15	Tax price is reasonable	4.6	3.9
16	Overall price is affordable	4.5	4.0
<b>Restaurant Credibility</b>			
17	Restaurant rating in app helps to decide in making an order	4.2	4.1
18	Number of rating related to restaurant in making an order	4.2	4.1
<b>Hygienic Packaging</b>			
19	Packaging material that influences food cleanliness	4.7	3.8
<b>Time Saving</b>			
20	Up to date information related to restaurant	4.0	4.1
21	Up to date information related to food	4.6	4.4
22	Up to date information related to discount	4.5	4.1
23	There are enough restaurants on the app	4.6	4.1
<b>Promotion</b>			
24	Enough discounts provided on the app	4.5	4.2
25	Terms and conditions of promotion	4.5	4.1

App Comparison			
26	App is better than delivery service owned by the restaurant	4.5	4.6
Grand Mean		4.50	4.26

Source: Prepared by the author (2023)

The mean scores for performance rating ( $x = 4.26$ ) and importance ( $y = 4.50$ ) were used to determine the placement of the axes on the grid in the Importance Performance matrix, which is depicted in Figure 2.

Figure 2: Importance Performance matrix



Source: Prepared by the author (2023)

**Quadrant I (Concentrate here)**

The OFDS should prioritize and pay immediate attention to certain attributes. These include the ability to use the service anywhere anytime (1), Order delivery time (12), Delivery price is reasonable (14), Tax price is reasonable (15), Overall price is affordable (16), Packaging material that influences food cleanliness (19), Up to date information related to discount (22), There are enough restaurants on the app (23), Enough discounts provided on the app (24) and Terms and conditions of promotion (25). Focusing on improving these attributes could enhance the customer experience and satisfaction with the OFDS.

The attribute "Use it anywhere anytime" and "There are enough restaurants on the app" is in this quadrant perhaps because the app may have fewer restaurants available during late night and early morning hours. Other than that for some specific foods for example traditional food there might not be enough restaurants on the app. The customers may not be very happy with the attribute "Order delivery time". This may happen due to rush hours, inclement weather or the delivery boy may take time to find the correct address of the customer. Regarding "prices", it was expected that customers may not rate delivery, tax, and overall prices positively. It should be kept in mind that these attributes are affected due to the factors such as time of delivery (Peak hours, etc.), weather (Rain, etc.), and distance to be travelled to deliver the package. "Packaging material" is another area that requires attention, as some restaurants do not follow good packaging practices. The attributes "Enough discounts provided on the app", "Up to date information related to discount" and "terms and conditions of promotions", such as discounts, may be affected by the order value and availability of bank cards with the customer or minimum order criteria, leading to some customers being unable to avail of the discounts.

### **Quadrant II (Keep up the good work)**

The attributes that are the strengths of OFDS are Reduction in travel effort to buy grocery (2), Saves time in buying food & Beverages (3), Easily find various food items (4), Help section in case support is required (5), App navigation (6), Keyword search reduces effort (8), Payment interface is easy to understand (9), Complete transaction quickly (11), App has protective payment steps (OTP) (13), Up to date information related to food (21) App is better than delivery service owned by the restaurant (26).

Based on the analysis, it appears that the respondents are satisfied with OFDS because they "reduce the effort", "saves their time" as well as gives "Up to date information related to food" when they don't feel like cooking. While it is common for people to get groceries delivered by a superstore/website, not everyone uses this service, particularly for vegetables, where they prefer to see the items before buying. Whereas the attribute "easily find various food items" is concerned the customers may be satisfied during the normal operation hours and for popular food items. The "help section" in the apps is rated highly, and refunds are provided in case of order problems. The "app navigation" is important for the customers and it works fine. The "keyword search" function also helps consumers find specific dishes or restaurants more easily. The "payment interface" is easy to understand, because now days a lot of people are already using electronic payment methods for different services. The "time taken for

transactions” to complete is fast due to faster internet speeds especially. The use of “one-time passwords” also gives customers confidence that their money is safe. Though providing the one time password to complete the transaction is a functionality that is provided by the bank however people also associate it that if they are going to OFDS then their money is safe. This may be the response from the people who also make a lot of online transactions on foreign websites that don’t need any OTP to process the transaction. The customers rated the apps of OFDS “better than the apps of the restaurants themselves”. This may be due to the variety of restaurants and prices available, along with discounts offered on the same dish from different restaurants.

### **Quadrant III (Lower Priority)**

In a business setting, it is not worth investing significant resources in attributes that customers do not consider important or do not believe the business is performing well in. Instead, businesses should prioritize the allocation of resources based on the needs and preferences of their customers to ensure efficient use of resources.

The attribute in the quadrant are Attractive app design (10), Restaurant rating in app helps to decide in making an order (17), Number of rating related to restaurant in making an order (18), Up to date information related to restaurant (20).

It is possible that the attributes “Restaurant rating in app helps to decide in making an order”, “Number of rating related to restaurant in making an order” and “Up-to-date information on restaurant quality” do not appear to have a major impact, as customers usually know which dishes they want and from which restaurants they want to order. Additionally it seems that a lot of customers also do not leave a rating for the restaurant. The respondents do not seem to place much importance on “attractive app design”, as it does not make a significant difference to them.

### **Quadrant IV (Possible Overkill)**

The attributes identified in this quadrant may not hold significant importance since the analysis suggests that they are not considered very important from the customers' perspective, despite performing well. Therefore, these attributes may not require significant attention or resources as they are already meeting or exceeding customer expectations. The attributes in this quadrant is, “App filters helps to find restaurant or dish” (7). It seems that the respondents won’t be much affected without this feature however the feature is working well.



## CONCLUSION

The study aimed to collect data on the customers' views regarding the online food delivery service (OFDS) as well as the mobile app provided by the operators in Chandigarh, India. It focused on Zomato and Swiggy, two popular online food delivery services in the city, and surveyed customers who had used these services at least five times. A closed-ended structured questionnaire was used to collect primary data from 390 respondents. The Importance Performance Analysis (IPA) was used to analyse the responses of the participants on 26 attributes. It was found that the companies need to improve on having a faster order delivery time, make their delivery charges more affordable, have minimum standards for packaging material that influences food cleanliness, provide not only more number of offers to the customers but should also try to reduce the minimum value of the orders so as to avail the discounts thereby benefitting most of the customers and should try to have more number of restaurants on their apps especially for odd hours. In addition the OFDS have been praised on a number of factors such as it not only reduced the efforts of the customers to buy grocery but also saves their time to cook the food. Customers' are also able to find various food items on OFDS apps and receive a prompt help from OFDS in case of any requirement. The participants liked the App navigation and were also happy with keyword searches that reduce their effort considerably in searching for food items of their choice. They also found that the payment interface is safe and easy to understand and they can complete the transaction quickly. They also got up to date information related to food on the app and were also able to compare the same dish from many restaurants. Though the participants were not very concerned with the attractiveness of the apps and restaurant ratings as well as up to date information related to restaurant perhaps because they already knew what they want to order and from where they wanted to order. Lastly they also did not bother much about the app filters that can help to find restaurant or dish may be because they were already able to find their dishes and restaurants through keyword search. However this functionality is doing well according to the participants. Though app filters can be used at times when the customers are a bit unsure about the dish or the restaurant. The study's findings can be useful for online food delivery apps to enhance customer experience and satisfaction and can serve as valuable lessons for smaller or upcoming companies in this business. However the study focused specifically on Zomato and Swiggy, two popular online food delivery services in Chandigarh, India. Therefore, the findings may not be representative of other cities or other online food delivery platforms. Further research in the exploration of the food delivery applications of individual restaurants in more depth would

be intriguing, and expanding these studies to include a broader selection of cities would offer numerous benefits.

## REFERENCES

- Abdullah, O., Sufi, T., & Kumar, S. (2023). Impact of Food and Beverage Quality and Service Quality Towards Customer Satisfaction and Customer Retention, A Study of Five-Star Hotels. *International Journal of Professional Business Review*, 8(5), e01994. <https://doi.org/10.26668/businessreview/2023.v8i5.1994>
- Almanza, B. A., Jaffe, W., & Lin, L. (1994). Use of the service attribute matrix to measure consumer satisfaction. *Hospitality Research Journal*, 17(20), 63-75 <https://doi.org/10.1177/109634809401700207>
- Alsabbagh, A. A. A. (2023). Evaluating the Quality of Delivery Service from the Customer's Point of View Using the Importance-Performance Matrix. *International Journal of Professional Business Review*, 8(4), e01742. <https://doi.org/10.26668/businessreview/2023.v8i4.1742>
- Aprilia Dwi Putri. (2017). Analisis Kebutuhan Layanan Website E-Commerce Pada Dkantin.Com Menggunakan Integrasi E-Service Quality Dan Model Kano. 10(2), 2013-2016.
- Bond, S. 2019. "Delivery Only: The Rise Of Restaurants With No Diners As Apps Take Orders," National Public Radio (Business), December 5.
- Boon-itt, S., & Rompho, N. (2012). Measuring Service Quality Dimensions: An Empirical Analysis of Thai Hotel Industry. *International Journal of Business Administration*, 3(5), 52-63 <https://doi.org/10.5430/ijba.v3n5p52>
- Chai, L. T., & Yat, D. N. C. (2019). Online food delivery services: Making food delivery the new normal. *Journal of Marketing advances and Practices*, 1(1), 62-77.
- Chen, J. S., & Tsou, H. T. (2012). Performance effects of IT capability, service process innovation, and the mediating role of customer service. *Journal of Engineering and Technology Management*, 29(1), 71-94. <https://doi.org/10.1016/j.jengtecman.2011.09.007>
- Chen, H., & Hsieh, Y. (2017). The driving success factors of the online food ordering system-empirical evidence from the UTAUT model.
- Chen H-S, Liang C-H, Liao S-Y et al. (2020) Consumer attitudes and purchase intentions toward food delivery platform services. *Sustainability* 12, 10177. <https://doi.org/10.3390/su122310177>
- Choi, T. Y., & Chu, R. (2001). Determinants of hotel guests satisfaction and repeat patronage in Hong Kong hotel industry. *International Journal of Hospitality Management*, 20, 277-297 [https://doi.org/10.1016/S0278-4319\(01\)00006-8](https://doi.org/10.1016/S0278-4319(01)00006-8)
- Downs SM, Ahmed S, Fanzo J et al. (2020) Food environment typology: advancing an expanded definition, framework, and methodological approach for improved characterization

of wild, cultivated, and built food environments toward sustainable diets. *Foods* 9, 532. <https://doi.org/10.3390/foods9040532>

Dsouza, D., & Sharma, D. (2020). Online food delivery portals during COVID-19 times: an analysis of changing consumer behavior and expectations. *International Journal of Innovation Science*. <https://doi.org/10.1108/IJIS-10-2020-0184>

Evans, M. R., & Chon, K. (1989). Formulating and evaluating tourism policy using importance-performance analysis. *Hospitality Education and Research Journal*, 13(3), 203-213 <https://doi.org/10.1177/109634808901300320>

Granheim SI, Løvhaug AL, Terragni L et al. (2022) Mapping the digital food environment: a systematic scoping review. *Obes Rev* 23, e13356. <https://doi.org/10.1111/obr.13356>

Handoko, Laras Putri., (2016), "The effect of product quality and delivery service on online customer satisfaction in ZALORA INDONESIA", *Journal EMBA Vol.4 No.1.*, pp,1189-1199. <https://media.neliti.com/media/publications/2991-EN-the-effect-of-productquality-and-delivery-service-on-online-customer-satisfacti.pdf>

Hawes, J. M., & Rao, C. P. (1985). Using importance-performance analysis to develop health care marketing strategies. *Journal of Health Care Marketing*, 5(4), 19-25.

H.S. Sethu & Bhavya Saini (2016), "Customer Perception and Satisfaction on Ordering Food via Internet, a Case on Foodzoned.Com, in Manipal", *Proceedings of the Seventh Asia-Pacific Conference on Global Business, Economics, Finance and Social Sciences (AP16Malaysia Conference)* ISBN: 978-1-943579-81-5. Kuala Lumpur, Malaysia. 15-17, July 2016. Paper ID: KL631

Ilham, Romi. (2018). Improve Quality Of E-Loyalty In Online Food Delivery Services: A Case Of Indonesia. *Journal Of Theoretical And Applied Information Technology*, 96(15), 4760-4769.

Irmawati, Dewi Irmawati, Dewi. (2011). Pemanfaatan E-Commerce Dalam Dunia Bisnis. *Orasi Bisnis*, Vi(November), 95-112.

Janib, A., Gayathri, A., & Shabu , K. (2019, April). Consumer Perception towards Swiggy Digital Food Application Service: A Analytical Study with Special Reference to Ernakulam City.

Karthika, M., & Manojanaranjani, M. (2018). A Study on the various food ordering apps based on Consumer Preference. *World Wide Journal of Multidisciplinary Research and Development*, 4(11), 88-89.

Koc, E., Ulukoy, M., Kilic, R., Yumusak, S. & Bahar, R. (2017). The Influence of Customer Participation on Service Failure Perceptions. *Total Quality Management & Business Excellence*, 28(3-4), 390-404.

Kothari, C. R. (2004). *Research methodology: Methods and technique* (2nd ed.) New Age International. New Delhi. India.

Lambert, D. M., & Sharma, A. (1990). A customer-based competitive analysis for logistics decisions. *International Journal of Physical Distribution & Logistics Management*, 20(1), 17-24

<https://doi.org/10.1108/EUM00000000000350>

Lee, Y.J. (2000), "A theoretical examination of customer satisfaction research: findings and outlook", *Journal of Consumer Studies*, Vol. 11, No. 2, pp. 139-166

Leong Wai Hong (2016), "Food Ordering System Using Mobile Phone", A report submitted to BIS (Hons) Information Systems Engineering. Faculty of Information and Communication Technology (Perak Campus), UTAR.

Lewis, R. C., & Chambers, R. E. (1989). *Marketing leadership in hospitality*. New York: Van Nostrand Reinhold.

Martilla, J. A., & James, J. C. (1977). Importance-Performance Analysis. *Journal of Marketing*, (Jan), 77-79 <https://doi.org/10.1177/002224297704100112>

Matzler, K., Fuchs, M., & Schubert, A. K. (2004a). Employee satisfaction: does Kano's model apply?" *Total Quality Management & Business Excellence*, 15(9/10), 1179-98 <https://doi.org/10.1080/1478336042000255569>

McKinsey Global Institute. (March,2019). Digital India.

Myers, J. H. (2001). *Measuring customer satisfaction: hot buttons and other measurement issues*. Chicago: American Marketing Association

Panse, D., Rastogi, D., Sharma, A., & Dorji, N. (2019, August). UNDERSTANDING CONSUMER BEHAVIOUR TOWARDS UTILIZATION OF ONLINE FOOD DELIVERY PLATFORMS. *Journal of Theoretical and Applied Information Technology*, 97(16), 4353-4365.

Panse Chetan, Rastogi Shailesh (2019), "Understanding Consumer Behaviour Towards Utilization of Online Food Delivery Platforms" *Journal of theoretical and applied information technology*., Volume 97, No.16, ISSN: 1992-8645, E-ISSN: 1817-3195

Parashar, N., & Ghadiyali, S. (2020). A Study on Consumer's Attitude and Perception towards Digital Food App Services. *International Journal of Recent Technology and Engineering*, 1-6.

Parasuraman, A, Berry, L.L., Zeithaml, V.A. (1985). A conceptual model of service quality and its implication for future research. *Journal of Marketing*. 49(4), 41-50. <https://doi.org/10.1177/002224298504900403>

Parasuraman, A., Zeithaml, V.A., and Berry, L. (1988). SERVQUAL: a multiple-item scale for measuring customer perceptions of service quality. *Journal of Retailing*.64: 12-40

Pigatto, G., Machado, J. G. D. C. F., Negreti, A. D. S., and Machado, L. M. (2017), "Have you chosen your request? Analysis of online food delivery companies in Brazil", *British Food Journal*, Vol. 119 No. 3, pp. 639-657. <https://doi.org/10.1108/BFJ-05-2016-0207>  
<https://doi.org/10.1108/BFJ-05-2016-0207>

Prasetyo, Yogi Tri, Tanto, Hans, Mariyanto, Martinus, Hanjaya, Christopher, Young, Michael Nayat, Persada, Satria Fadil, Miraja, Bobby Ardiansyah, & Redi, Anak Agung Ngurah Perwira. (2021). Factors Affecting Customer Satisfaction And Loyalty In Online Food Delivery Service During The Covid-19 Pandemic: Its Relation With Open Innovation. *Journal Of Open Innovation: Technology, Market, And Complexity*, 7(1), 76. <https://doi.org/10.3390/joitmc7010076>

Qu, H., & Sit, C. Y. (2007). Hotel service quality in Hong Kong. *International Journal of Hospitality & Tourism Administration*, 38(3), 49-72 [https://doi.org/10.1300/J149v08n03\\_04](https://doi.org/10.1300/J149v08n03_04)

Roshan Adithya Abhishek Singh Salma Pathan Vaishnav Kanade (2017). Online food ordering system. *International journal of computer applications* DOI: 10.5120/ijca2017916046 <https://doi.org/10.5120/ijca2017916046>

Saxena, A. (2019). An Analysis of Online Food Ordering Applications in India: Zomato and Swiggy. *International Journal of Research in Engineering, IT and Social Sciences*

Vinaik, A., Goel, R., Sahai, S., & Garg, V. (2019, May). The Study of Interest of Consumers In Mobile Food Ordering Apps. *International Journal of Recent Technology and Engineering (IJRTE)*, 8(1), 3424-3428.

Yeo, V. C. S., Goh, S. K., & Rezaei, S. (2017). Consumer experiences, attitude and behavioral intention toward online food delivery (OFD) services. *Journal of Retailing and Consumer Services*, 35, 150-162. <https://doi.org/10.1016/j.jretconser.2016.12.013>