



NOTE

New record and range extension of the primnoid octocoral *Verticillata castellviae* in the Southwest Atlantic Ocean

Laura Schejter^{1,2,*}, Cecilia Mauna¹ and Carlos D. Pérez³

¹Instituto Nacional de Investigación y Desarrollo Pesquero (INIDEP), Paseo Victoria Ocampo N° 1, Escollera Norte, B7602HSA - Mar del Plata, Argentina. ²Consejo Nacional de Investigaciones Científicas y Técnicas (CONICET), Argentina. ³Grupo de Pesquisa em Antozoários-GPA, Centro Acadêmico da Vitória, Universidade Federal de Pernambuco, Rua Alto do Reservatório s/n, Bela Vista, Vitória de Santo Antão-PE, Brazil. ORCID Laura Schejter  <https://orcid.org/0000-0001-5443-4048>, Carlos D. Pérez  <https://orcid.org/0000-0002-0866-1183>



ABSTRACT. In this study we report the presence of the soft coral *Verticillata castellviae* at 947 m deep, off Buenos Aires Province, Argentina, which constitutes the northernmost record for this species. The specimen was collected as a bycatch species with a troncopyramidal trap during an experimental cruise devoted to the study of the red crab *Chaceon notialis* and the Patagonian lobsterette *Thymops birsteini*.

Key words: New distributional record, Primnoidae, bycatch species, cold-water corals.

Nuevo registro y extensión de la distribución del octocoral primnoideo *Verticillata castellviae* en el Océano Atlántico Sudoccidental

RESUMEN. En este estudio se reporta la presencia del coral blando *Verticillata castellviae* en la plataforma continental externa de la Provincia de Buenos Aires, Argentina, a 947 m de profundidad, lo que constituye el registro más septentrional para esta especie. El ejemplar de estudio fue colectado con una trampa troncopiramidal, como parte de la captura incidental, durante una campaña de pesca experimental dedicada al estudio del cangrejo rojo *Chaceon notialis* y de la langosta patagónica *Thymops birsteini*.

Palabras clave: Nuevo registro de distribución, Primnoidae, captura incidental, corales de aguas frías.



*Correspondence:
schejter@inidep.edu.ar

Received: 19 April 2021
Accepted: 22 May 2021

ISSN 2683-7595 (print)
ISSN 2683-7951 (online)

<https://ojs.inidep.edu.ar>

Journal of the Instituto Nacional de
Investigación y Desarrollo Pesquero
(INIDEP)



This work is licensed under a Creative
Commons Attribution-
NonCommercial-ShareAlike 4.0
International License

Octocorals are a poorly known group in the marine benthic communities of the Argentine waters in the Southwest Atlantic Ocean. Although some species could be found in waters < 100 m, the majority of the records come from greater depths (i.e. Zamponi and Pérez 1995; Excoffon et al. 2004; Pérez and Zamponi 2004; Portela et al. 2012; McFadden and van Ofwegen 2013; Schejter et al. 2018, 2020a, 2020b; Pérez and Cordeiro 2020). They play important ecological roles in the benthic-pelagic coupling (Rossi et al. 2017), in the trophic ecology of the system (i.e. Buhl Mortensen et al. 2017), in the blue carbon budget (i.e. Coppari et al. 2019) and as essential fish habitats (i.e. Baillon et al. 2012), among others. They may constitute marine animal forests and coral gardens, hosting a large and biodiverse associated fauna (i.e. De Clip-

pele et al. 2015; Schejter et al. 2020a). Additionally, octocorals have been studied from a chemical perspective, considering that new molecules and bioactive compounds have been discovered from several species (Rojo de Almeida et al. 2010; Almeida et al. 2014; Patiño Cano et al. 2018).

Between July 4th and August 3rd of 2017, the FV 'Atlantic Express' performed an experimental fishing cruise devoted to the study of the red crab *Chaceon notialis* R.B. Manning and Holthuis, 1989 and the Patagonian lobsterette *Thymops birsteini* (Zarenkov and Semenov, 1972) at the continental shelf edge and slope of Argentina. Truncopyramidal traps were used as sampling devices and placed along the shelf for a period of about 52 h (Mauna et al. 2017). In general, trapping is a common fishing practice that has low bycatch rates and often cause minimal habitat destruction, at least when compared to trawling or dredging activities (Eno et al. 2001; National Research Council 2002). However, setting and retrieval of the traps, including dragging along the seafloor, may cause the catch of benthic organisms (bycatch) and can damage habitat components such as corals, sponges, and other epifauna (Stevens 2020). As a complementary objective during the same cruise, samples of the bycatch species were preserved frozen onboard and transported to the Instituto Nacional de Investigación y Desarrollo Pesquero (INIDEP) for their proper identification. A general and preliminary list of the organisms recorded as bycatch was reported by Mauna et al. (2018). The present contribution, reports the presence of the soft coral *Verticillata castellviae* (Zapata-Guardiola, López-González and Gili, 2013), also recorded as a bycatch species, which constitutes the northernmost record for the species.

Taxonomy

Phylum Cnidaria Hatschek, 1888
 Class Anthozoa Ehrenberg, 1834
 Subclass Octocorallia Haeckel, 1866
 Order Alcyonacea Lamouroux, 1812

Family Primnoidae Milne Edwards, 1857
 Genus *Verticillata* Zapata-Guardiola, López-González and Gili, 2013
Verticillata castellviae (Zapata-Guardiola, López-González and Gili, 2013)
 (Figure 1)

Synonyms

Plumarella (Verticillata) castellviae Zapata-Guardiola, López-González and Gili, 2013; Schejter et al. 2020b: 224, 229.

Material examined

Two specimens collected as bycatch in a red crab trap at 38° 27' 00" S, 54° 39' 32" W, 947 m, on July 29th 2017 (FV 'Atlantic Express').

Description

Yellowish, uniplanar, pinnate colonies, with polyps almost perpendicular to branchlet, placed in whorls of 4-6, each polyp with eight marginal sclerites and with a strong terminal thorn (Figure 1).

Notes

Cairns and Wirshing (2018: 11) changed the status of *Verticillata* from subgenus to genus. This species is distributed from Tierra del Fuego to Malvinas Islands and Burdwood Bank (Zapata-Guardiola et al. 2013). Recently, Schejter et al. (2020b) recorded this species for the second time after its original description from samples collected at the Marine Protected Area Namuncurá/Burdwood Bank.

According to Steinman et al. (2020), our specimens were collected from an area comprised within a giant cold-water coral mound province called 'Northern Argentine Mound Province' linked to a contourite depositional system that covers at least 2,000 km². These ecosystems are characterized by particular conditions that include the availability of suspended food and sediment particles in combination with a suffi-




Figure 1. *Verticillata castellviae*. A) General morphology of the colony. Scale bar: 6 cm. B) Detail of the branches in the colony. C) Detail of a single polyp in the colony. Scale bar: 0.5 mm. D) Detail of the verticillate arrangement of the polyps in a branch. Scale bar: 1 mm.

cient bottom-current strength, keeping material in suspension while preventing destructive erosion and excessive sedimentation. These habitats in the Southwest Atlantic Ocean are understudied and they probably still host undescribed species and a high biodiversity as already observed in the nearby area of the Mar del Plata canyon (Martínez et al. 2014; Ocampo et al. 2014; Risaro

et al. 2020) and in a southern submarine canyon located at the Ameghino system (Bremec and Schejter 2010; Schejter et al. 2014).

Considering our finding of *V. castellviae* off Buenos Aires ($38^{\circ} 27' 00''$ S) and the previously recorded distribution range from Tierra del Fuego and Malvinas (Zapata Guardiola et al. 2013) to Burdwood Bank ($\sim 54^{\circ}$ S, Schejter et al. 2020b),



Figure 2. Other bycatch species recorded during the same haul. A) *Plumarella* sp. Scale bar: 6 cm. B) Detail of the arrangement of the polyps in the *Plumarella* sp. colony. Scale bar: 2 mm. C) *Thouarella* sp. settled on a dead skeleton of the coral *Bathelia candida*. Scale bar: 9 cm. D) *Thouarella* sp., arrow shows an epibiotic comatulid crinoid. Scale bar: 10 cm. E) *B. candida*. Scale bar: 6 cm. F) Fragment of an hexactinellid sponge. Scale bar: 9 cm. G) *Astrotoma agassizii*. Scale bar: 10 cm. H) *Thouarella* sp. Scale bar: 4 cm.

it is likely that this species has a continuous distribution all along the Argentine continental edge and slope, as recorded for other octocoral species (Portela et al. 2012; Schejter et al. 2018). This distribution pattern is favored by the Malvinas Current, a branch of the Circumpolar Current flowing northward along the continental shelf of Argentina (Piola and Gordon 1989, Combes and Matano 2014).

Additional comments

Other organisms recorded as bycatch species at the same place were an unidentified species of *Plumarella*, some fragments of *Thouarella* spp. with epibiotic crinoids, the colonial scleractinian *Bathelia candida* Moseley, 1880, also used as settlement substrate for other corals, and the ophiuroid *Astrotoma agassizii* Lyman, 1875. Fragments of two sponge species were also recorded, one belonging to the Class Hexactinellida and a second specimen belonging to the Order Haplosclerida (Figure 2).

ACKNOWLEDGEMENTS

We thank CNPq (Conselho Nacional de Desenvolvimento Científico e Tecnológico) and FACEPE (Fundação de Amparo a Ciência e Tecnologia de Pernambuco) for research grants given to CDP (CNPq/MCTI/FACEPE/PROTAX 001/2015, 440633/20150 and APQ-0913 2.04/17). This study was financed in part by Capes, Finance Code 001 to CDP and PICT 2019-4233 to LS. This is INIDEP Contribution no 2244.

REFERENCES

- ALMEIDA MTR, MORITZ MIG, CAPEL KCC, PÉREZ CD, SCHENKEL EP. 2014. Chemical and biological aspects of octocorals from the Brazilian coast. *Rev Bras Farmacogn.* 24 (4): 446-467.
- BAILLON S, HAMEL JF, WAREHAM VE, MERCIER A. 2012. Deep cold-water corals as nurseries for fish larvae. *Front Ecol Environ.* 10: 351-356.
- BREMEC C, SCHEJTER L. 2010. Benthic diversity in a submarine canyon in the Argentine sea. *Rev Chil Hist Nat.* 83: 453-457.
- BUHL-MORTENSEN P, BUHL-MORTENSEN L, PURSER A. 2017. Trophic ecology and habitat provision in cold-water coral ecosystems. In: ROSSI S, BRAMANTI L, GORI A, OREJAS C, editors. *Marine animal forests*. Cham: Springer. p. 919-944.
- CAIRNS SD, WIRSHING HH. 2018. A phylogenetic analysis of the Primnoidae (Anthozoa: Octocorallia: Calcaxonia) with analyses of character evolution and a key to the genera and subgenera. *BMC Evol Biol.* 18: 66. doi:10.1186/s12862-018-1182-5
- COMBES V, MATANO RP. 2014. Trends in the Brazil/Malvinas Confluence region. *Geophys Res Lett.* 41: 8971-8977.
- COPPARI M, ZANELLA C, ROSSI S. 2019. The importance of coastal gorgonians in the blue carbon budget. *Sci Rep.* 9: 13550.
- DE CLIPPELE LH, BUHL-MORTENSEN P, BUHL-MORTENSEN L. 2015. Fauna associated with cold water gorgonians and sea pens. *Cont Shelf Res.* 105: 67-78.
- ENO NC, MACDONALD DS, KINNEAR JAM, AMOS SC, CHAPMAN CJ, CLARK RA, BUNKER FSPD, MUNRO C. 2001. Effects of crustacean traps on benthic fauna. *ICES J Mar Sci.* 58: 11-20.
- EXCOFFON A, ACUÑA F, ZAMPONI M, GENZANO G. 2004. Reproduction of the temperate octocoral *Tripalea clavaria* (Octocorallia: Anthotheliidae) from sublittoral outcrops off Mar del Plata, Argentina. *J Mar Biol Assoc UK.* 84 (4): 695-699.
- MARTÍNEZ MI, SOLÍS-MARÍN FA, PENCHASZADEH PE. 2014. *Benthodytes violeta*, a new species

ALMEIDA MTR, MORITZ MIG, CAPEL KCC, PÉREZ CD, SCHENKEL EP. 2014. Chemical and

- of a deep-sea holothuroid (Elasipodida: Psychropotidae) from Mar del Plata Canyon (south-western Atlantic Ocean). *Zootaxa*. 3760: 89-95.
- MAUNA C, FIRPO CA, FLORES N, MANGO V. 2017. Pesca experimental de cangrejo rojo (*Chaceon notialis*) y langosta de profundidad (*Thymops birsteini*), Área I, 2017. Inf Camp INIDEP 23/2017. 15 p.
- MAUNA C, FLORES N, MANGO V, LÉRTORA P, FIRPO C. 2018. Fauna acompañante del cangrejo rojo (*Chaceon notialis*) en Argentina. X Jornadas Nacionales de Ciencias del Mar, July 30th to 3rd August 2018, Buenos Aires, p. 310.
- McFADDEN CS, VAN OFWEGEN LP. 2013. A second, cryptic species of the soft coral genus *Incrustatus* (Anthozoa: Octocorallia: Clavulariidae) from Tierra del Fuego, Argentina, revealed by DNA barcoding. *Helgol Mar Res*. 67: 137-147.
- NATIONAL RESEARCH COUNCIL. 2002. Effects of trawling and dredging on seafloor habitat. Committee on Ecosystem Effects of Fishing: phase 1— effects of bottom trawling on seafloor habitats, ocean studies board, division on earth and life studies. Washington: National Academy. 126 p.
- O CAMPO EH, FARIÁS NE, LUPPI TA. 2014. New record of the deep-sea crab *Ethusina abyssicola* from the Mar del Plata Canyon, Argentina. *New Zeal J Zool*. 41 (3): 218-221.
- PATIÑO CANO LP, QUINTANA MANFREDI R, PÉREZ M, GARCÍA M, BLUSTEIN G, CORDEIRO RT, PÉREZ CD, SCHEJTER L, PALERMO J. 2018. Isolation and antifouling activity of azulene derivatives from the Antarctic gorgonian *Acanthogorgia laxa*. *Chem Biodiv*. 15: e1700425.
- PÉREZ CD, CORDEIRO RT. 2020. *Ideogorgia laurae*, an uncommon new octocoral species (Alcyonacea: Keroeidae) from a newly established Marine Protected Area at Burdwood Bank, Argentina. *Pol Biol*. 43: 63-69.
- PÉREZ CD, ZAMPONI MO. 2004. New records of octocorals (Cnidaria, Anthozoa) from the south western Atlantic Ocean, with zoogeographic considerations. *Zootaxa*. 630: 1-12.
- PIOLA AR, GORDON AL. 1989. Intermediate waters in the southwest South Atlantic. *Deep Sea Res Part A*. 36 (1): 1-16
- PORTELA J, ACOSTA J, CRISTOBO J, MUÑOZ A, PARRA S, IBARROLA T, DEL RÍO JL, VILELA R, RÍOS P, BLANCO R. et al. 2012. Management strategies to limit the impact of bottom trawling on VMEs in the high seas of the SW Atlantic. In: CRUZADO A, editor. Marine ecosystem. Rijeka: In Tech. p. 199-228.
- RISARO J, WILLIAMS GC, PEREYRA D, LAURETTA D. 2020. *Umbellula pomona* sp. nov., a new sea pen from Mar del Plata Submarine Canyon (Cnidaria: Octocorallia: Pennatulacea). *Europ J Taxon*. 720: 121-143.
- ROJO DE ALMEIDA MT, SILESS GE, PÉREZ CD, VELOSO MJ, SCHEJTER L, PURICELLI L, PALERMO JA. 2010. Dolabellane diterpenoids from the South Atlantic Gorgonian *Convexella magelhaenica*. *J Nat Prod*. 73: 1714-1717.
- ROSSI S, COPPARI M, VILADRICH N. 2017. Benthic-Pelagic Coupling: New Perspectives in the Animal Forests. In: ROSSI S, BRAMANTI L, GORI A, OREJAS C, editors. Marine animal forests. Cham: Springer. p. 855-886.
- SCHEJTER L, ACUÑA FH, GARESE A, CORDEIRO RT, PÉREZ CD. 2018. Sea Pens (Cnidaria: Pennatulacea) from Argentine waters: new distributional records and first report of associated anemones. *Pan Am J Aquat Sci*. 13: 292-301.
- SCHEJTER L, GENZANO G, GAITÁN E, PÉREZ CD, BREMEC CS. 2020a. Benthic communities in the Southwest Atlantic Ocean: conservation value of animal forests at the Burdwood Bank slope. *Aquat Cons Mar Fresh Ecosyst*. 30: 426-439.
- SCHEJTER L, GENZANO G, PÉREZ C, ACUÑA F, CORDEIRO RTS, SILVA RA, GARESE A, BREMEC CS. 2020b. Checklist of Benthic Cnidaria in the SW Atlantic Ocean (54°S-56°S). *Zootaxa*. 4878 (2): 201-239.

- SCHEJTER L, LÓPEZ GAPPA J, BREMEC C. 2014. Epibiotic relationships on *Zygochlamys patagonica* (Mollusca, Bivalvia, Pectinidae) increase biodiversity in a submarine canyon in Argentina. *Deep-Sea Res Part II*. 104: 252-258.
- STEINMANN L, BAQUES M, WENAU S, SCHWENK T, SPIESS V, PIOLA AR, BOZZANO G, VIOLANTE R, KASTENAD S. 2020. Discovery of a giant cold-water coral mound province along the northern Argentine margin and its link to the regional Contourite Depositional System and oceanographic setting. *Mar Geol*. 427: 106223.
- STEVENS BG. 2020. The ups and downs of traps: environmental impacts, entanglement, mitigation, and the future of trap fishing for crustaceans and fish. *ICES J Mar Sci*. 135. doi:10.1093/icesjms/fsaa135
- ZAMPONI MO, PÉREZ CD. 1995. Revision of the genus *Renilla* Lamarck, 1816 (Octocorallia, Pennatulacea), with descriptions of two new species from the sub-antarctic region. *Misc Zool*. 18: 21-32.
- ZAPATA-GUARDIOLA R, LÓPEZ-GONZÁLEZ P, GILI JM. 2013. A review of the genus *Mirostenella* Bayer 1988 (Octocorallia: Primnoidae) with a description of new subgenus and species. *Helg Mar Res*. 67: 229-240.

