

Growth and photosynthetic pigments of passion fruit (*Passiflora edulis*) seedlings under foliar fertilization with nitrogen and irrigated with saline water

Micaela Benigna Pereira^a, Jackson Silva Nóbrega^a, Reynaldo Teodoro de Fátima^b, Jean Telvio Andrade Ferreira^b, Francisco Romário Andrade Figueiredo^c, Maria de Fátima de Queiroz Lopes^a, João Everthon da Silva Ribeiro^c & Walter Esfrain Pereira^a

^a Universidade Federal da Paraíba, Department of Phytotechnics and Environmental Sciences, Areia-PB, Brazil. micaelle.bp@gmail.com, jacksonnóbrega@hotmail.com, fatimaqueiroz0@gmail.com, j.everthon@hotmail.com, walterufpb@yahoo.com.br

^b Universidade Federal e Campina Grande, Department of Agricultural Engineering, Campina Grande-PB, Brazil. reynaldoteodoro@outlook.com, jeantelvioagronomo@gmail.com

^c Universidade Federal Rural do Semi-Árido, Postgraduate Program in Phytotechnics, Mossoró-RN, Brasil. romarioagroecologia@yahoo.com.br

Received: February 7th, 2022. Received in revised form: September 15th, 2022. Accepted: October 4th, 2022.

Abstract

In the semi-arid region of Brazil, salts found in water used in irrigation. The objective of was to analyze the influence of foliar fertilization with nitrogen as a mitigation of the salt stress of passion fruit seedlings. The design was randomized blocks, with the treatments generated from the Box's Central Composite matrix, with five electrical conductivities of irrigation water (ECw) (0.50; 0.98; 2.15; 3.32; 3.80 dS m⁻¹) and five doses of foliar nitrogen fertilization (0.0; 0.30; 1.15; 1.97; 2.30 g L⁻¹), with four replicates. The growth and photosynthetic pigments were evaluated Application of nitrogen doses attenuated the effect of salinity on morphophysiological aspects of passion fruit seedlings. The increase in the salinity of the water caused negative effects on the characteristics the growth and photosynthetic pigments.

Keywords: salt stress; morphophysiology; brazilian semi-arid region.

Crecimiento y pigmentos fotosintéticos de plántulas de maracuyá (*Passiflora edulis*) bajo fertilización foliar con nitrógeno e irrigación con agua salina

Resumen

En la región semiárida de Brasil, las sales se encuentran en el agua utilizada en el riego. El objetivo de fue analizar la influencia de la fertilización foliar con nitrógeno como mitigador del estrés salino en plántulas de maracuyá. El diseño fue bloques al azar, con los tratamientos generados a partir de la matriz Compuesta Central de Caja, con cinco conductividades eléctricas del agua de riego (ECr) (0.50; 0.98; 2.15; 3.32; 3.80 dS m⁻¹) y cinco dosis de fertilización nitrogenada foliar (0.0; 0.30; 1.15; 1.97; 2.30 g L⁻¹), con cuatro repeticiones. Se evaluó el crecimiento y pigmentos fotosintéticos. La aplicación de dosis de nitrógeno atenuó el efecto de la salinidad sobre aspectos morfofisiológicos de plántulas de maracuyá. El aumento de la salinidad del agua provocó efectos negativos en las características de crecimiento y pigmentos fotosintéticos.

Palabras clave: estrés salino; morfofisiología; región semiárida brasileña.

1 Introduction

For the world agricultural sector, one of the current concerns, which is among the main causes of the depletion of

agricultural areas, has been the salinity in irrigated soils. It is estimated that approximately 20% of irrigated areas have already been affected and more than 75 countries are experiencing problems with salinity [1-3].

How to cite: Pereira, M.B., Nóbrega, J.S., Fátima, R.T., Ferreira, J.T.A., Figueiredo, F.R.A., Lopes, M.F.Q., Ribeiro, J.E.S. and Pereira, W.E., Growth and photosynthetic pigments of passion fruit (*Passiflora edulis*) seedlings under foliar fertilization with nitrogen and irrigated with saline water. DYNA, 89(224), pp. 60-67, October - December, 2022.

In Brazil, the scenario is no different. In the region with a semi-arid climate, the risks are imminent, and, in many cases, the water used for irrigation has high salt concentrations due to high annual evapotranspiration and low rainfall, in addition to the use of irrigation practices without a drainage system [4,5].

Salt stress induces osmotic stress, which limits the absorption of water in the soil by the plant and, as a result, causes nutritional imbalance due to high concentrations of potentially toxic salts [6]. The accumulation of ions at toxic levels also interferes with physiological processes such as photosynthesis, nitrogen fixation, respiration and starch metabolism. This can result in a reduction in the production of plant biomass and, consequently, in crop yield [7-9].

The passion fruit (*Passiflora edulis* Sims. f. *flavicarpa*) crop has great production potential in the Brazilian semi-arid region, with the Northeast responsible for 62.31% of the national production; however, in these areas the management of this crop is dependent on irrigation and the water used contains large amounts of salts [10,11]. Deleterious effects of salinity on the morphophysiological aspects of yellow passion fruit plants have been reported by [12,13].

In order to minimize the effects of salinity on production systems, research has been studying the nutritional supply with essential elements that can provoke positive responses in plant species under salt stress [14-17].

Nitrogen triggers vital functions in plants, serving as a constituent of many plant cell components, including chlorophyll, amino acids, and nucleic acids, being essential for plant growth [6]. The application of this element in a balanced way can reduce the effect of salinity on plants, since the accumulation of this organic solute increases their capacity of osmotic adjustment, increasing the resistance of crops to water and salt stresses [18].

In view of the need for methods that mitigate the harmful effects of salinity on agricultural crops and the importance of information regarding the influence of nitrogen fertilization on yellow passion fruit, this research study aimed to analyze the influence of foliar nitrogen fertilization on growth and photosynthetic pigments of passion fruit seedlings irrigated with saline water.

2 Materials and methods

2.1 Description of the experimental area

The experiment was conducted between April and June 2019 under protected environment conditions at the Center for Agricultural Sciences, Federal University of Paraíba, Campus of Areia, Paraíba, Brazil. It is located at the geographical coordinates 6° 58' 00" S latitude and 35° 41' 00" W longitude, at 575 meters altitude. The climate of the region is As', which means dry and hot summer and rains in winter, according to Köppen's classification [19].

2.2 Experimental design

As an experimental design, randomized blocks were used, with four replicates and two plants per plot. The treatments consisted of the combination of five electrical conductivities of irrigation water (ECw) (0.50; 0.98; 2.15; 3.32; 3.80 dS m⁻¹) and five doses of foliar nitrogen fertilization (0.0; 0.30;

1.15; 1.97; 2.30 g L⁻¹), obtained through the Box's Central Composite matrix [20].

2.3 Plant material

In the sowing, seeds of yellow passion fruit (*Passiflora edulis* f. *flavicarpa*) were used, as it has a high yield and consumer market acceptance. The experiment was carried out in polyethylene bags with a capacity of 1.2 dm³, where 5 seeds per bag were sown, with thinning after the establishment of the emergence, leaving only one plant per container.

The passion fruit seedlings were produced in polyethylene bags, with a capacity of 1.2 dm³, filled with substrate composed of 85% soil, 10% fine sand and 5% aged manure.

2.4 Characterization of the substrate

The substrate was analyzed for physical and chemical characteristics based on fertility and salinity, following the methodologies of [21] and [22] presenting the chemical characteristics: pH = 7.8; P = 85.5 mg kg⁻¹; K⁺ = 693.6 mg kg⁻¹; Na⁺ = 0.23 cmolc dm⁻³; H⁺Al⁺³ = 0.0 cmolc dm⁻³; Al⁺³ = 0.0 cmolc dm⁻³; Ca⁺² = 2.9 cmolc dm⁻³; Mg⁺² = 1.59 cmolc dm⁻³; SB = 6.5; CEC = 6.5 g kg⁻¹; O.M. = 22.2 g kg⁻¹.

2.5 Preparation of electrical conductivities for irrigation water and fertilization

The electrical conductivities of irrigation water were obtained by diluting the dam water, strongly saline (14.6 dS m⁻¹), in non-saline water (0.5 dS m⁻¹), with the aid of a portable conductivity meter. Salinity levels were chosen based on [14], who observed inhibition in the growth of passion fruit seedlings from the ECw of 1.5 dS m⁻¹.

Despite the lack of work on foliar fertilization in seedlings, the nitrogen doses were chosen following the recommended dose of 300 mg of N dm⁻³ proposed by [23]. The nitrogen requirement was supplied through a commercial product based on urea, composed of 99 g L⁻¹ of nitrogen.

Irrigation with saline water started 20 days after sowing (DAS), carried out daily manually, according to the need of the crop. The volume applied in each irrigation was determined based on the drainage lysimetry process, providing the volume of evapotranspired water daily, in order to raise the soil moisture content to the level of field capacity. For that, 10 bags were selected to determine the water capacity supported by the container, using collectors, based on the difference between the volume applied and the volume drained from the previous irrigation [24]. Every 15 days, a 10% leach fraction was applied based on the corresponding volume in the period, in order to reduce the accumulation of salts in the substrate.

2.6 Application of foliar fertilization

Still at 20 DAS, fertilizations with nitrogen started, which were divided into 7 foliar applications, carried out weekly, by means of sprayers, at the end of the afternoon. These applications ended at 62 DAS, with a total volume of 175 ml

applied per plant, consisting of making available 0, 58.16, 200, 341.84 and 400 mg of nitrogen per plant according to the increase of the evaluated doses. The product was diluted in distilled water on the day of application, according to the treatments.

2.7 Variables evaluated

The evaluations were performed at 75 DAS, by determining the chlorophyll *a*, chlorophyll *b*, total chlorophyll and chlorophyll *a/b* ratio, by the non-destructive method, using a portable chlorophyll meter (ClorofiLOG®, model CFL 1030, Porto Alegre, RS), with the values measured in the Falker chlorophyll index (FCI).

In the same period, the following growth variables were also evaluated: plant height, with a millimeter-graduated ruler; stem diameter, with digital caliper; number of leaves, by counting; and leaf area and leaf area ratio, estimated according to [25], using eqs. 1 and 2:

$$LA = (L \times W) \times f = (\text{cm}^2) \quad (1)$$

Where: LA = leaf area, L = length (cm), W = width (cm) of each leaf and “f” = Factor 0.6544.

$$LAR = \frac{LA}{SDP} = (\text{cm}^2 \text{g}^{-1}) \quad (2)$$

Where: LAR = leaf area ratio ($\text{cm}^2 \text{g}^{-1}$), SDP = shoot dry phytomass (g), LA = leaf area (cm^2).

2.8 Statistical analysis

The data were subjected to analysis of variance and polynomial regression analysis, using the statistical program R [26].

3 Results and discussion

3.1 Biometric Parameters

The analysis of the biometric variables of passion fruit revealed that plant height was influenced by the interaction between ECw and nitrogen doses through the leaves. The maximum increment observed was in plants that were fertilized with the dose of 2.13 g L^{-1} of nitrogen through the leaves and irrigated with water of up to 0.50 dS m^{-1} , where 94.03 cm was quantified, reaching an increase of 57.6% when compared to the lowest value (39.90 cm), observed in plants that did not receive nitrogen through the leaves (0.0 g L^{-1}) and received ECw of up to 2.04 dS m^{-1} (Fig. 1). [5] also observed that nitrogen fertilization favored the development of passion fruit seedlings and mitigated the effects of excess salts up to ECw of 2.0 dS m^{-1} for plant height.

Regarding the isolated effects of nitrogen doses, a quadratic behavior was found for the variables number of leaves and stem diameter, with the largest increments of 10.21 leaves per plant and 4.62 mm in diameter being recorded at doses 0.84 g L^{-1} and 1.13 g L^{-1} of nitrogen through the leaves, respectively (Fig. 2A and 2B).

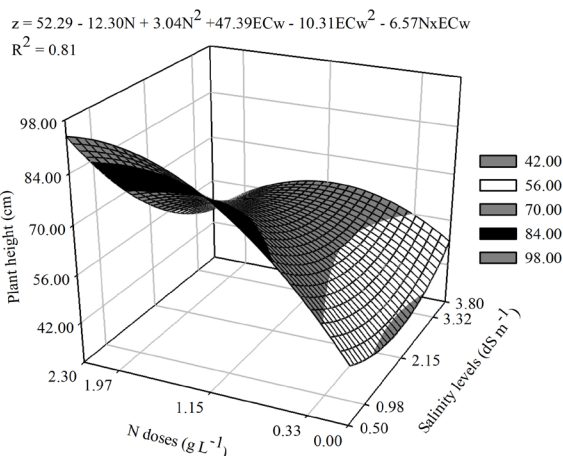


Figure 1. Response surface of height of passion fruit seedlings, subjected to electrical conductivities of irrigation water (z axis) and doses of foliar nitrogen fertilization (x axis).

Source: The authors.

These increases in the growth parameters of passion fruit can be justified by the fact that nitrogen favors a greater supply of photoassimilates, participating in vital structures and processes of plants, which is fundamental for their growth and development [27,28].

Similar results for passion fruit plants were reported by [29] who found a quadratic effect for the variable number of leaves under nitrogen fertilization, and by [30] who reported values of 4.1 mm in diameter, as a function of the nitrogen doses.

The electrical conductivity of irrigation water up to 3.80 dS m^{-1} reduced the number of leaves by 10.66% (Fig. 2C) and stem diameter by 10.51% (Fig. 2D), with values on the order of 10.51 leaves per plant and 4.85 mm in diameter, when compared to the control treatment. Reductions in the number of leaves and stem diameter of passion fruit plants were reported by [31] and [32] when there was an increase in irrigation water EC up to 2.8 dS m^{-1} and 3.2 dS m^{-1} , respectively.

These reductions can occur when the salt concentration increases, decreasing the osmotic potential of the solution, compromising the absorption of water [33] and thereby interfering in the water relations of plants, which negatively affects the balance of nutrients [34].

For leaf area, greater increments occurred in plants under the dose of 2.30 g L^{-1} of nitrogen through the leaves and under the ECw of 0.50 dS m^{-1} , obtaining 869.79 cm^2 (Fig. 3A).

As for the leaf area ratio, the deleterious effects of irrigation water salinity were mitigated by a dose of 2.30 g L^{-1} of nitrogen through the leaves up to the ECw of 3.80 dS m^{-1} , where the value of 176.53 $\text{cm}^2 \text{g}^{-1}$ was quantified (Fig. 3B). Since nitrogen is an essential element, [35] reported that this nutrient stimulates the production of leaf biomass and leaf area in passion fruit plants, which promotes a beneficial effect on the growth and quality of seedlings.

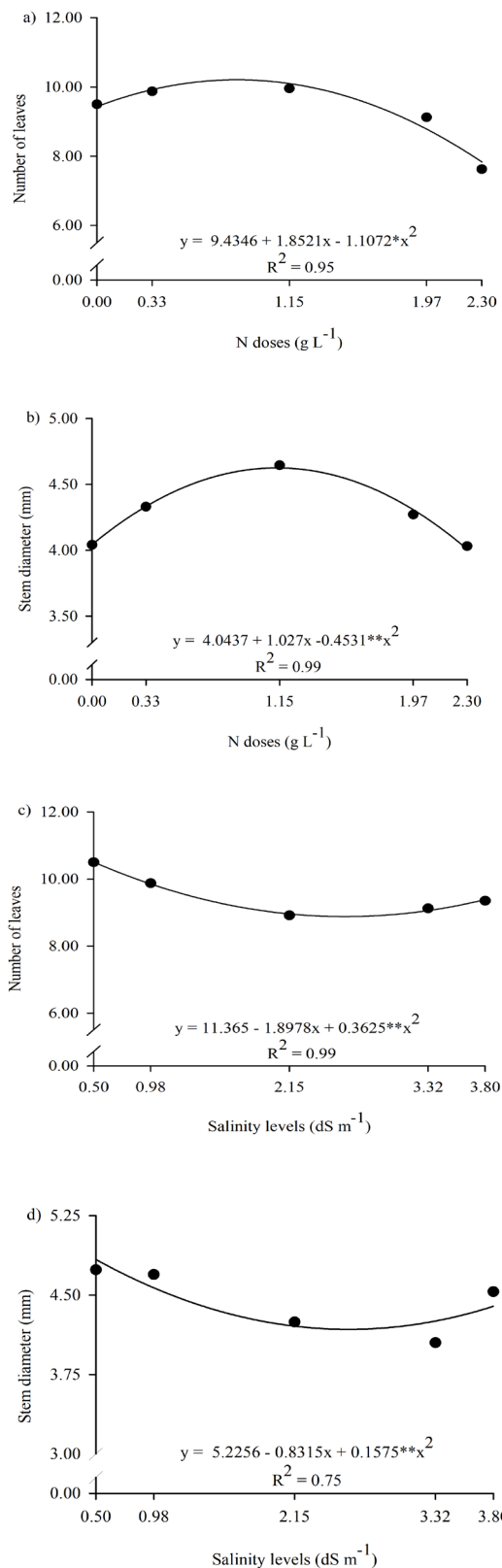


Figure 2. Number of leaves (A and C) and stem diameter (B and D) of passion fruit seedlings, submitted to foliar nitrogen doses and electrical conductivities of irrigation water.
Source: The authors.

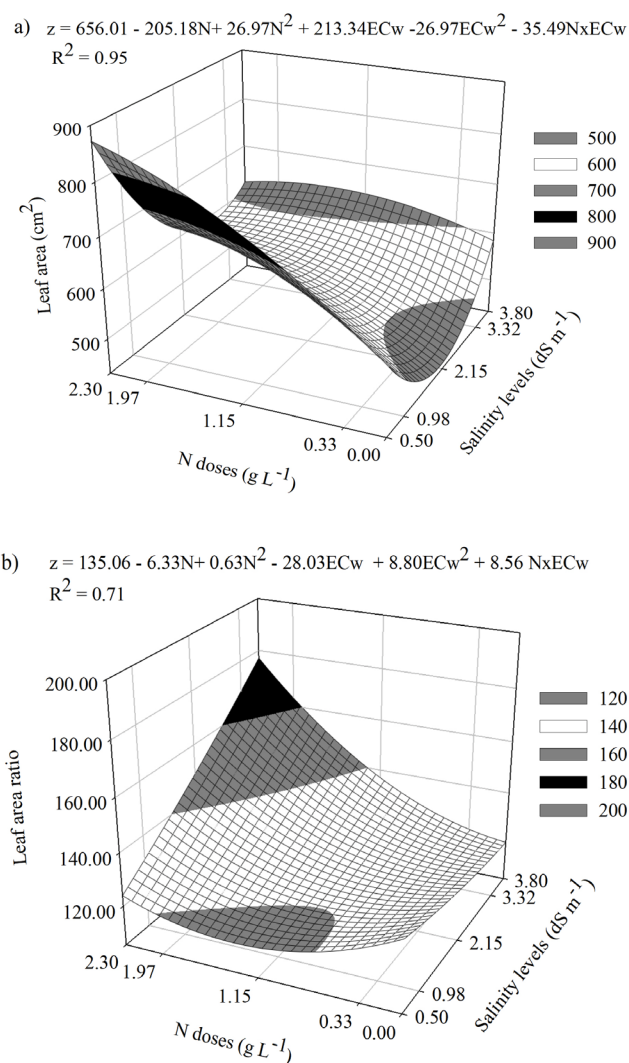


Figure 3. Response surface of leaf area (A) and leaf area ratio (B) in passion fruit seedlings subjected to different electrical conductivities of irrigation water (z axis) and doses of nitrogen (x axis).
Source: The authors.

3.2 Physiological Parameters

For the chlorophyll *a* index, there was an increase of 21.02% as a function of the applied nitrogen doses via the leaf, obtaining a maximum value (34.21) at the dose of 1.99 g L⁻¹ and a minimum value (27.02) at the dose of 0.0 g L⁻¹ (Fig. 4A). Nitrogen is an essential element in the structure of the chlorophyll molecule and a constituent of amino acids [6], so there is a high correlation between its content and chlorophyll in plant leaves.

With the increase of EC_w up to 3.80 dS m⁻¹, a linear reduction in chlorophyll *a* indexes is noted, with a value of 29.70, representing a reduction of 17.36% (Fig. 4B). Similar results were observed by [38] for passion fruit plants and in different species grown under salt stress conditions, such as *Vigna Unguiculata* L. [39], *Gossypium hirsutum* L. [40] and *Zea mays* L. [41].

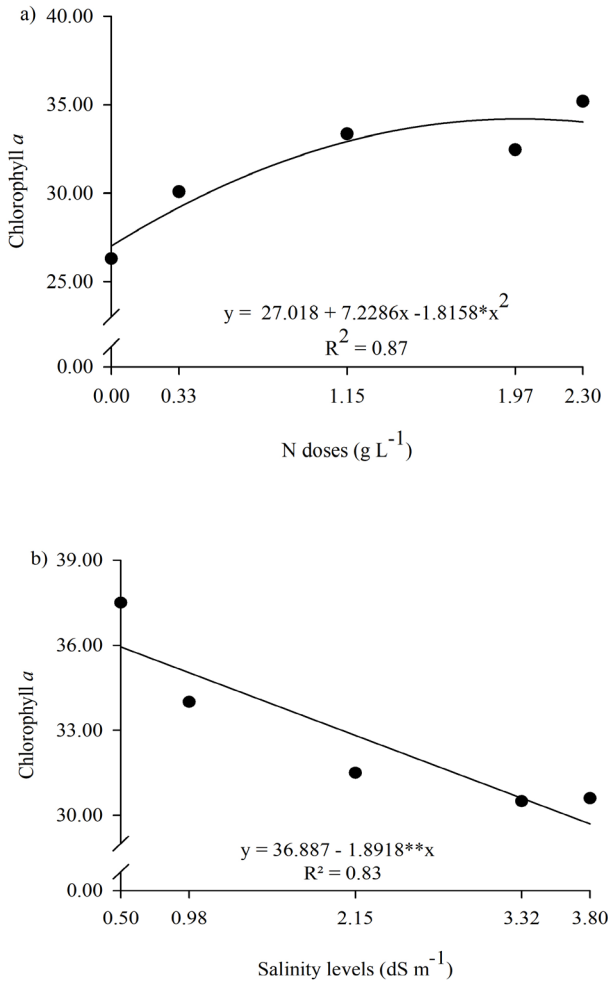


Figure 4. Chlorophyll a (A and B) of passion fruit seedlings submitted to nitrogen doses and electrical conductivities of irrigation water. Source: The authors.

Reductions in chlorophyll *a* indexes, due to salt stress, imply a lower capacity for absorbing light from the environment by the proteins of the reaction center of photosystem I [42]. This may be due to the advanced breakdown of chlorophyll molecules or the impeded chlorophyll biosynthesis, since the increased activity of the enzyme chlorophyllase is responsible for the reduced content of chlorophyll, since chlorophyllase catalyzes the degradation of chlorophyll molecules [43].

The deleterious effects of irrigation water salinity on chlorophyll *b* and total chlorophyll were mitigated by the foliar application of the nitrogen dose of 2.30 g L⁻¹ at ECw of 0.50 dS m⁻¹, where values were quantified in 16.71 and 58.15 reaching increases of 63.28% and 41.84% when compared to the minimum values obtained at ECw of 2.20 and 2.03 dS m⁻¹ and at the dose 0.0 g L⁻¹ of nitrogen through the leaves, respectively (Fig. 5A and 5B).

The attenuation of the deleterious effects of salinity by nitrogen may have occurred due to the importance of this element for chlorophyll, since it promotes a greater

accumulation of organic compounds, playing an important role in the osmotic balance, in addition to being a constituent of chlorophyll molecules, amino acids and proteins [28, 34]. The results found in this study for the levels of chlorophyll *b* and total chlorophyll do not corroborate those observed by [44] as these authors did not observe the effects of nitrogen doses on the content of passion fruit pigments.

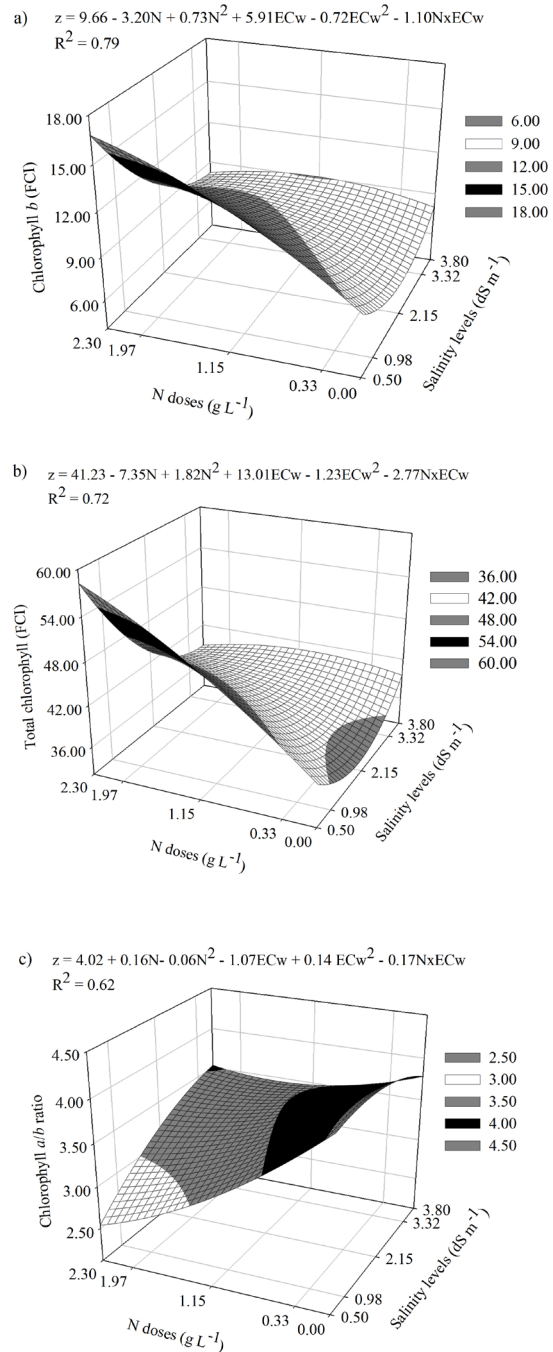


Figure 5. Response surface of chlorophyll *b* (A), total chlorophyll (B) and chlorophyll *a/b* ratio (C) in passion fruit seedlings subjected to different electrical conductivities of irrigation water (*z* axis) and doses of nitrogen (*x* axis).

Source: The authors.

For the chlorophyll *a/b* ratio, an interaction was observed between the dose 0.0 g L⁻¹ of nitrogen through the leaves and the ECw of 1.36 dS m⁻¹, with a value of 4.13 being quantified, and the lowest results observed at dose of 2.30 g L⁻¹ of nitrogen through the leaves and at ECw of 0.50 dS m⁻¹ (Fig. 5C). The opposite result for the chlorophyll *a/b* ratio of passion fruit was described by [10] who reported a 12.6% reduction with the increase in the electrical conductivity levels of the water.

It is observed that the highest value for chlorophyll *a/b* ratio in this work was obtained in the absence of nitrogen and under intermediate doses of ECw. [45] explain that this behavior can occur as a plant defense mechanism, where there is an increase in the number of thylakoids or chloroplasts, generating the activation of a protection mechanism to the plant's photosynthetic system.

4 Conclusion

Foliar application of nitrogen attenuates the deleterious effects of irrigation water salinity on plant height, leaf area, leaf area ratio, chlorophyll *b*, and total chlorophyll of passion fruit; The absence of foliar nitrogen fertilization (0.0 g L⁻¹) and the electrical conductivity of the irrigation water of 1.36 dS m⁻¹ increase the chlorophyll *a/b* ratio;

Foliar application of nitrogen (0.84 g L⁻¹; 1.13 g L⁻¹ and 1.99 g L⁻¹) promotes the highest values for the number of leaves, stem diameter and chlorophyll *a*, respectively; The increase in the electrical conductivity of the irrigation water decreases the number of leaves, stem diameter and chlorophyll *a* index.

Acknowledgements

To the Coordination for the Improvement of Higher Education Personnel (CAPES - Brazil) and to the National Council for Scientific and Technological Development (CNPq - Brazil) for financial support.

References

- [1] Munns, R., James, R.A., Xu, B., Athman, A., Conn, S.J., Jordans, C., and Plett, D., Wheat grain yield on saline soils is improved by an ancestral Na⁺ transporter gene. *Nature Biotechnology*, 30(4), pp. 360-364, 2012. DOI: <https://doi.org/10.1038/nbt.2120>
- [2] Alaghmand, S., Beecham, S., Woods, J.A., Holland, K.L., Jolly, I.D., Hassanli, A. and Nouri, H., Quantifying the impacts of artificial flooding as a salt interception measure on a river-floodplain interaction in a semi-arid saline floodplain. *Environmental Modelling & Software*, 79, pp. 167-183, 2016. DOI: <https://doi.org/10.1016/j.envsoft.2016.02.006>
- [3] Vangelisti, A., Zambrano, L.S., Caruso, G., Macheda, D., Bernardi, R., Usai, G. and Natali, L., How an ancient, salt-tolerant fruit crop, *Ficus carica* L., copes with salinity: a transcriptome analysis. *Scientific Reports*, 9(1), pp. 1-13, 2019. DOI: <https://doi.org/10.1038/s41598-019-39114-4>
- [4] Munns, R., and Gilliam, M. Salinity tolerance of crops-what is the cost? *New phytologist*, 208(3), pp. 668-673, 2015. DOI: <https://doi.org/10.1111/nph.13519>
- [5] Bezerra, M.A.F., Pereira, W.E., Bezerra, F.T.C., Cavalcante, L.F., and Medeiros, S.A.S. Nitrogen as a mitigator of salt stress in yellow passion fruit seedlings. *Semina: Ciências Agrárias*, 40(2), pp. 611-622, 2019. DOI: <https://doi.org/10.5433/1679-0359.2019v40n2p611>
- [6] Taiz, L., Zeiger, E., Møller, I.M., and Murphy, A. *Fisiologia e desenvolvimento vegetal*. Artmed Editora. 6ed. 2017.
- [7] Farooq, M., Hussain, M., Wakeel, A., and Siddique, K.H. Salt stress in maize: effects, resistance mechanisms, and management. *A review. Agronomy for Sustainable Development*, 35(2), pp. 461-481, 2015. DOI: <https://doi.org/10.1007/s13593-015-0287-0>
- [8] Atieno, J., Li, Y., Langridge, P., Dowling, K., Brien, C., Berger, B., and Sutton, T. Exploring genetic variation for salinity tolerance in chickpea using image-based phenotyping. *Scientific Reports*, 7(1), pp. 1-11, 2017. DOI: <https://doi.org/10.1038/s41598-017-01211-7>
- [9] Win, K.T., Tanaka, F., Okazaki, K., and Ohwaki, Y. The ACC deaminase expressing endophyte *Pseudomonas* spp. Enhances NaCl stress tolerance by reducing stress-related ethylene production, resulting in improved growth, photosynthetic performance, and ionic balance in tomato plants. *Plant Physiology and Biochemistry*, 127, pp. 599-607, 2018. DOI: <https://doi.org/10.1016/j.plaphy.2018.04.038>
- [10] Cavalcante, L.F., Dias, T.J., Nascimento, R., and Freire, J.L.D.O. Clorofila e carotenoides em maracujazeiro-amarelo irrigado com águas salinas no solo com biofertilizante bovino. *Revista Brasileira de Fruticultura*, 33(SPE1), pp. 699-705, 2011. DOI: <https://doi.org/10.1590/S0100-29452011000500098>
- [11] IBGE - Instituto Brasileiro de Geografia e Estatística. *Produção Agrícola Nacional*. 2018 Available at: <https://sidra.ibge.gov.br/tabela/5457>. Acesso em: 11 de março de 2020.
- [12] Souza, J.T., Nunes, J.C., Cavalcante, L.F., Nunes, J.A.D.S., Pereira, W.E., and Freire, J.L.D.O. Effects of water salinity and organomineral fertilization on leaf composition and production in *Passiflora edulis*. *Revista Brasileira de Engenharia Agrícola e Ambiental*, 22(8), pp. 535-540, 2018. DOI: <https://doi.org/10.1590/1807-1929/agriambi.v22n8p535-540>
- [13] Bezerra, M.A.F., Cavalcante, L.F., Bezerra, F.T.C., Silva, A.R., Oliveira, F.F., and Medeiros, A.S.S. Saline water, pit coating and calcium fertilization on chlorophyll, fluorescence, gas exchange and production in passion fruit. *Journal of Agricultural Science*, 11(2), pp. 319-329, 2019. DOI: <https://doi.org/10.5539/jas.v11n2p319>
- [14] Oliveira, F.A., Lopes, M.Á.C., Sá, F.V.S., Nobre, R.G., Moreira, R.C.L., Silva, L.A., and Paiva, E.P. Interação salinidade da água de irrigação e substratos na produção de mudas de maracujazeiro amarelo. *Comunicata Scientiae*, 6(4), pp. 471-478, 2015. DOI: <https://doi.org/10.14295/CS.v6i4.982>
- [15] Miyake, R.M.T., Takata, W.H.S., Guerra, W.E.X., Forli, F., Narita, N., and Creste, J.E. Effects of potassium fertilization and commercial substrates on development of passion fruit seedlings under greenhouse condition. *African Journal of Agricultural Research*, 11(39), pp. 3720-3727, 2016. DOI: <https://doi.org/10.5897/AJAR2016.11509>
- [16] Lima, G.S., Dias, A.S., Souza, L.D.P., Sá, F.V.D.S., Gheyi, H.R., and Soares, L.A.A., Effects of saline water and potassium fertilization on photosynthetic pigments, growth and production of West Indian cherry. *Revista Ambiente & Água*. 13(3), e2164, 2018. DOI: <https://doi.org/10.4136/ambi-agua.2164>
- [17] Sá, F.V., Gheyi, H.R., Lima, G.S., Moreira, R.C.L., Dias, A.S., Silva, L.A., and Ferreira Neto M. Physiological indices of West Indian cherry (*Malpighia emarginata*) irrigated with saline water under nitrogen and phosphorus doses. *Australian Journal of Crop Science*, 13(7), pp. 1141-1148, 2019. DOI: <https://doi.org/10.21475/ajcs.19.13.07.p1650>
- [18] Oliveira, F.D.A., Medeiros, J.F., Alves, R.D.C., Linhares, P.S., Medeiros, A.M., and Oliveira, M.K. Interação entre salinidade da água de irrigação e adubação nitrogenada na cultura da berinjela. *Revista Brasileira de Engenharia Agrícola e Ambiental*, 18(5), pp. 480-486, 2014. DOI: <https://doi.org/10.1590/S1415-43662014000500003>
- [19] Alvares, C.A., Stape, J.L., Sentelhas, P.C., Moraes, G., Leonardo, J., and Sparovek, G. Köppen's climate classification map for Brazil. *Meteorologische Zeitschrift*, 22(6), pp. 711-728, 2013. DOI: <https://doi.org/10.1127/0941-2948/2013/0507>
- [20] Mateus, N.B., Barbin, D., and Conagin, A. Viability of center composite design. *Acta Scientiarum. Technology*, 23, pp. 1537-1546, 2001. DOI: <https://doi.org/10.4025/actascitechnol.v23i0.2795>
- [21] Embrapa. *Manual de análises químicas de solos, plantas e fertilizantes*. 3 ed. Brasília, DF, 2017. 627p.

- [22] Richards, L.A. Diagnosis and improvement of saline and alkaline soils. Washington: United States Salinity Laboratory Staff, 1954. 160. (Agriculture, 60).
- [23] Novais, R.F., Neves, J.C.L., Barros, N.F., Oliveira, A., Garrido, W.E., Araujo, J.P., and Oliveira, J.A.B.P. Métodos de pesquisa em fertilidade do solo. Brasília-DF: Embrapa-SEA, pp. 189-253. 1991.
- [24] Bernardo, S., Soares, A.A., and Mantovani, E.C. Manual de irrigação. 8. ed. Viçosa: UFV, 625p, 2006.
- [25] Benicasa, M.M.P. Análise de crescimento de plantas, noções básicas. Jaboticabal: FUNEP, 2, 41p, 2003.
- [26] R Team Core. R: A language and environment for statistical computing. R Foundation for Statistical Computing, Vienna, Austria. 2021.
- [27] Bahadur, M.M., Ashrafuzzaman, M., Kabir, M.A., Chowdhury, M.F., and Majumder, D.A.N. Response of chickpea (*Cicer arietinum* L.) varieties of different levels of phosphorus. Crop Research Hisar, 23(2), pp. 293-299, 2002.
- [28] Nóbrega, J.S., Bezerra, A.C., Ribeiro, J.E.S., Silva, E.C., Silva, T.I., Costa, R.N.M., Silva, A.V., Lopes, A.S. Growth and gas exchange of purple basil submitted to salinity and foliar nitrogen fertilization, Journal of Plant Nutrition, 44(18), pp. 2729-2738, 2021. DOI: <https://doi.org/10.1080/01904167.2021.1927080>
- [29] Miyake, R.T.M., Creste, J.E., Narita, N., and Guerra, W.E.X. Substrato e adubação nitrogenada na produção de mudas de maracujazeiro amarelo em condições protegidas. Colloquium Agrariae., 13(1), pp. 57-65, 2017. DOI: <https://doi.org/10.5747/ca.2017.v13.n1.a149>
- [30] Silva, R.L., Cavalcante, Í.H.L., Lima, A.M.N., Barbosa, L.F.S., Souza, C., Santos, S.E., and Cavalcante, L.F. Effect of humic substances and nitrogen fertilization on yellow passion fruit cultivation in the Brazilian semiarid region. African Journal of Agricultural Research, 11(35), pp. 3307-3313, 2016. DOI: <https://doi.org/10.5897/AJAR2016.11228>
- [31] Andrade, E.M., Lima, G.S., Lima, V.L., Silva, S.S.D., Gheyi, H.R., and Silva, A.A. Gas exchanges and growth of passion fruit under saline water irrigation and H₂O₂ application. Revista Brasileira de Engenharia Agrícola e Ambiental, 23(12), pp. 945-951, 2019. DOI: <https://doi.org/10.1590/1807-1929/agriambi.v23n12p945-951>
- [32] Araújo, W.L., Sousa, J.R.M., Sousa Junior, J.R., Silva, S.S., and Aleixo, D.L. Produção de mudas de maracujazeiro-amarelo irrigadas com água salina. Acta Científica no Semiárido, 9(4), pp. 15-19, 2013. DOI: <https://doi.org/10.30969/acsa.v9i4.414>
- [33] Wang, Y. H., Zang, G., Chen, Y., Gao, J., Sun, Y.R., and Chen, J.P. Exogenous application of gibberellic acid and ascorbic acid improved tolerance of okra seedlings to NaCl stress. Acta Physiologiae Plantarum, 41: pp. 1, 2019. Doi: 10.1007/s11738-019-2869-y
- [34] Naveed, M., Sajid, H., Mutafa, A., Niamat, B., Ahmad, Z., Yaseen, M. Kamran, M. Rafique, M., Ahmar, S., and Chen, J.T. Alleviation of salinity-induced oxidative stress, improvement in growth, physiology and mineral nutrition of canola (*Brassica napus* L.) through calcium-fortified composted animal manure. Sustainability, 12(3): pp. 846, 2020. Doi: 10.3390/su12030846
- [35] Freitas, J.C.D.O., Almeida, A.A.F.D., Lago, M.F., Souza, M.M.D., and Souza Júnior, J.O.D. Características morfofisiológicas de plantas clonais de *Passiflora alata* crescidas em diferentes doses de nitrogênio e níveis de sombreamento. Revista Brasileira de Fruticultura, 34(3), pp. 859-872, 2012. DOI: <https://doi.org/10.1590/S0100-29452012000300028>
- [36] Aref, M., and Shetta, N.D. Impact of nitrogen sources on growth of *Zizyphusspina-christi* (L.) Wild. and *Acacia tortilis* subsp. *tortilis* (Forssk.) hayne seedlings grown under salinity stress. Asian Journal of Crop Science, 5(4), pp. 416-425, 2013. DOI: <https://doi.org/10.3923/ajcs.2013.416.425>
- [37] Nascimento, H.H.C.D., Santos, C.A.D., Freire, C.S., Silva, M.A.D., and Nogueira, R.J.M.C. Ajustamento osmótico em mudas de jatobá submetidas à salinidade em meio hidropônico. Revista Árvore, 39(4), pp. 641-653, 2015. DOI: <https://doi.org/10.1590/0100-67622015000400006>
- [38] Freire, J.L.D.O., Cavalcante, L.F., Nascimento, R.D. and Rebequi, A.M., Teores de clorofila e composição mineral foliar do maracujazeiro irrigado com águas salinas e biofertilizante. Revista de Ciências Agrárias, 36(1), pp. 57-70, 2013. DOI: <https://doi.org/10.19084/rca.16285>
- [39] Furtado, G.F., Sousa Junior, J.R., Xavier, D.A., Andrade, E.M.G. and Sousa, J.R.M., Pigmentos fotossintéticos e produção de feijão *Vigna unguiculada* L. Walp sob salinidade e adubação nitrogenada. Revista Verde de Agroecologia e Desenvolvimento Sustentável, 9(2), pp. 291-299, 2014.
- [40] Pinheiro, F.W.A., Lima, G.S., Gheyi, H.R., Silva, S.S., Dias, A.S., Soares, L.A.A. and Fernandes, P.D., NK combinations do not alleviate the effects of salt stress on gas exchange, photosynthetic pigments and growth of cotton (*Gossypium hirsutum* L.). Australian Journal of Crop Science, 13(8), pp. 1353-1361, 2019. DOI: <https://doi.org/10.21475/ajcs.19.13.08.p1774>
- [41] Rohman, M.M., Talukder, M.Z.A., Hossain, M.G., Uddin, M.S., Amiruzzaman, M., Biswas, A. and Chowdhury, M.A.Z., Saline sensitivity leads to oxidative stress and increases the antioxidants in presence of proline and betaine in maize (*Zea mays* L.) inbred. Plant Omics Journal, 9(1), pp. 35-47, 2016.
- [42] Kiani-Pouya, A. and Rasouli, F., The potential of leaf chlorophyll content to screen bread-wheat genotypes in saline condition. Photosynthetica, 52(2), pp. 288-300, 2014. DOI: <https://doi.org/10.1007/s11099-014-0033-x>
- [43] Reddy, M. and Vora, A., Changes in pigment composition, Hill reaction activity and saccharides metabolism in Bajra (*Pennisetum typhoides* S & H) leaves under NaCl salinity. Photosynthetica, 20, pp. 50-55, 1986.
- [44] Wanderley, J.A., Azevedo, C.A., Brito, M.E., Cordão, M.A., Lima, R.F.D. and Ferreira, F.N., Nitrogen fertilization to attenuate the damages caused by salinity on yellow passion fruit seedlings. Revista Brasileira de Engenharia Agrícola e Ambiental, 22(8), pp. 541-546, 2018. DOI: <https://doi.org/10.1590/1807-1929/agriambi.v22n8p541-546>

M.B. Pereira, graduated in Technology in Agroecology in 2013, from the Instituto Federal de Educação, Ciência e Tecnologia da Paraíba (IFPB), Brazil. MSc. in Agricultural Sciences in 2015, and Dr. in Agronomy in 2022, all of them from the Universidade Federal da Paraíba (UFPB), Brazil. ORCID: 0000-0003-0317-1481

J.S. Nóbrega, is BSc. in Agronomy in 2017, from the Universidade Federal de Campina Grande (UFCG), Brazil. MSc. in Agronomy in 2019, and Dr. in Agronomy in 2022 all of them from the the Universidade Federal da Paraíba (UFPB). ORCID: 0000-0002-9538-163X

R.T. Fatima, is BSc. in Agronomy in 2018, from the Universidade Federal de Campina Grande (UFCG), Brazil. MSc. in Agronomy in 2020 from the Universidade Federal da Paraíba (UFPB), Brazil. He is currently a PhD student in Agricultural Engineering at the Universidade Federal de Campina Grande (UFCG). ORCID: 0000-0003-0463-4417

J.T.A. Ferreira, is BSc. in Agronomy in 2016, from the Universidade Federal de Campina Grande (UFCG), MSc. in Agronomy in 2020 from the Universidade Federal da Paraíba (UFPB). He is currently a PhD student in Agricultural Engineering at the Universidade Federal de Campina Grande (UFCG). ORCID: 0000-0002-4629-9429

F.R.A. Figueiredo, graduated in Technology in Agroecology in 2014, from the Instituto Federal de Educação, Ciência e Tecnologia da Paraíba (IFPB), Brazil. MSc. in Agronomy in 2019, from the Universidade Federal da Paraíba (UFPB), Brazil. He is currently a PhD student Phytotechnics in by the Universidade Federal Rural do Semi-Árido. (UFERSA). ORCID: 0000-0002-4506-7247

M.F.Q. Lopes, is BSc. in Agronomy in 2015, from the Universidade Federal do Ceará (UFC), Brazil. MSc. in Agronomy in 2018, and Dr. in Agronomy in 2022 all of them from the Universidade Federal da Paraíba (UFPB), Brazil, ORCID: 0000-0001-5715-2249

J.E.S. Ribeiro, is BSc in Agricultural Sciences in 2013, Msc. in Agronomy in 2018, and Dr. In Agronomy in 2020, all of them from the the Universidade Federal da Paraíba (UFPB).
ORCID: 0000-0002-1937-0066

W.E. Pereira, is BSc. in Agronomic Engineering in 1992, from the Universidad Nacional de Asunción (UNA), Paraguai. Msc. in Plant Science in 1996, and Dr. in Plant Science in 2001 all of them from the Universidade Federal de Viçosa (UFV), Brazil, He is currently a full professor at the Universidade Federal da Paraíba (UFPB).
ORCID: 0000-0003-1085-0191