

Editorial Introduction

This issue of the *Independent Journal of Management & production (IJM&P)* features a selection of articles submitted and revised until September 2021. Observe the works are the fruit of research and publications of undergraduate, postgraduate and entrepreneurs.

It is important to mention that all the works are showed without any kind of payment. All of them are published free from payments or taxes.

The publication also counts on the work of researchers from various parts of the world, which have undergone a process of peer review.

As chief editor of *IJM&P*, I am indebted to all members of the editorial board and reviewers, which contributed to achieve a very decent job during the evaluation and revision. Moreover, that they have contributed to the Journal in recognition of the international scientific community.

In addition, with all the authors, who trusted the results of their research and publications to the scrutiny of editors and reviewers who are part of our Journal.

In the period from January, 01 to April, 31 2022, the journal was accessed by approximately 10,208 users, of approximately 1,982 cities and 154 countries, in the Figure 1 is presented the map mundi, in which can be observed the countries of where was originating the access (GOOGLE, 2022).

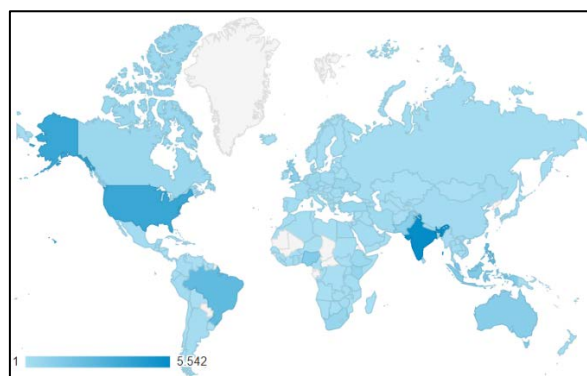


Figure 1: Countries that have accessed the journal
Source: Google analytics (2022)¹

¹ Google Analytics (2022). **Google Analytics:** IJM&P. Available in:
<https://analytics.google.com/analytics/web/#/report/visitors->



[<https://creativecommons.org/licenses/by-nc-sa/4.0/legalcode>]
Licensed under a Creative Commons Attribution 4.0 United States License

The Table 1 shows the preview data and journal access, since its creation in 2010.

Table 1: views by volume/number

Year	Country	Cities	Access	Users	Viewers
2010	25	75	340	181	5,474
2011	75	343	1,510	1,024	12,942
2012	83	444	2,187	1,406	15,499
2013	118	1,208	11,946	6,006	71,264
2014	146	1,978	17,440	10,503	68,340
2015	147	2,307	23,017	14,460	96,735
2016	162	2,911	26,654	17,847	112,928
2017	184	4,078	37,171	27,129	109,535
2018	190	5,220	57,157	44,400	187,729
2019	197	5,534	78,195	60,907	218,628
2020	194	6,020	78,149	58,378	279,287
2021	180	4,328	55,315	33,501	160,760
2022	154	1,982	15,050	10,208	37,511

In Figures 2, 3, 4, 5, 6, 7, 8, and 9 is shown a graph of the amount of hits that the journal received between January 1, 2018 and April 31, 2022; these data are based on information provided by the Google analytics.

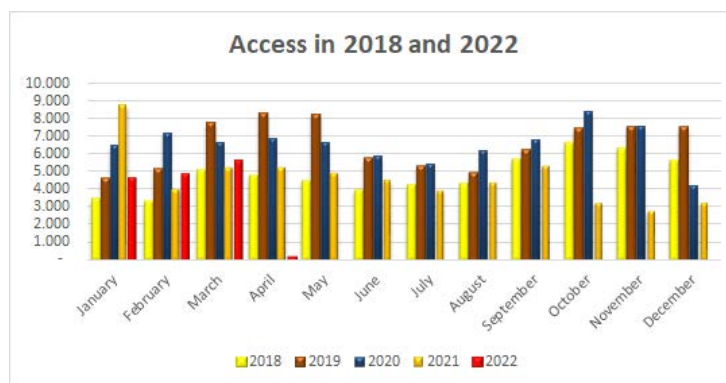


Figure 2: amount of hits between 2018 and 2022

The Figure 3 shows the comparison of the number of cities, around the world, that have accessed the journal.

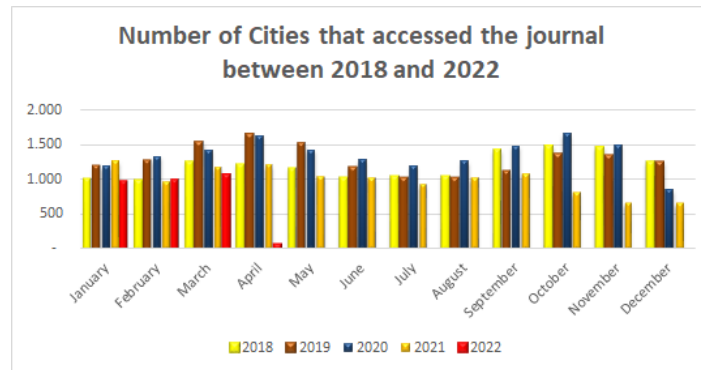


Figure 3: Amount of cities between 2018 and 2022

The Figure 4 shows the averages of views on the journal in the period between the years of 2018 and 2022.

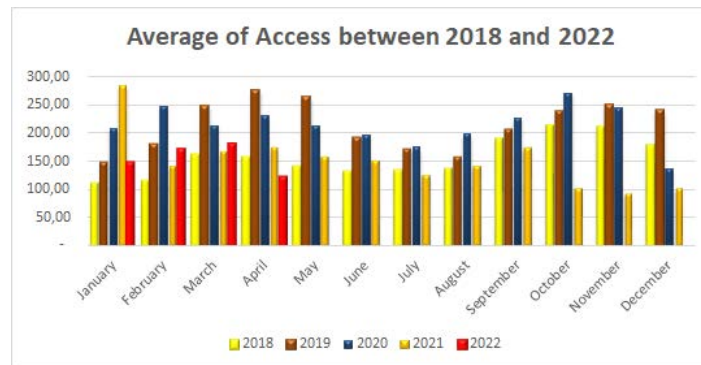


Figure 4: Amount of average between 2018 and 2022

The Figure 5 shows the comparison of the number of countries, around the world, that have accessed the journal.

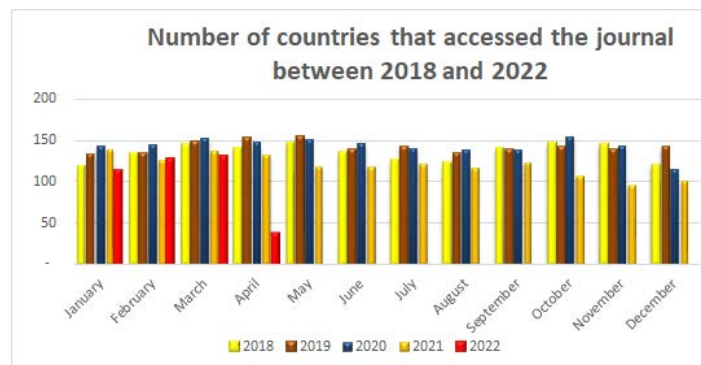


Figure 5: Amount of countries between 2018 and 2022

The Figure 6 shows the comparison of the number of users, around the world, that have accessed the journal.

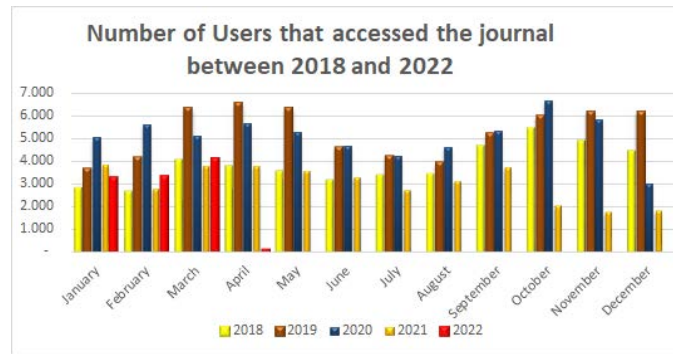


Figure 6: Amount of users between 2018 and 2022

The Figure 7 shows the comparison of the number of viewers, around the world, that have accessed the journal.

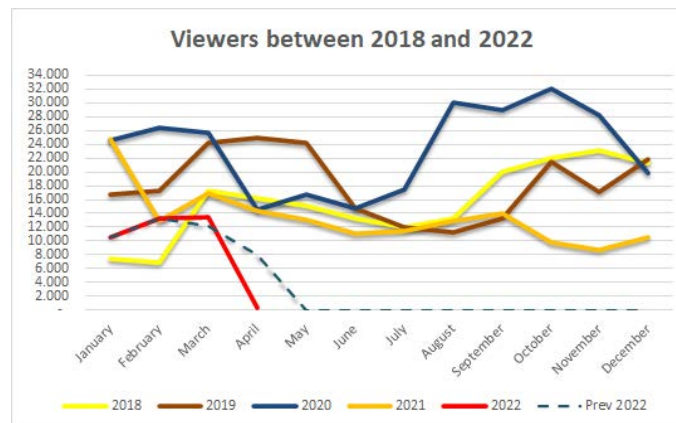


Figure 7: Amount of Viewers between 2018 and 2022

Figure 8 shows the overall evolution accumulated in the 12 months, as well as the visualizations between the years of 2013 and 2018 and that can be compared with Figure 8.

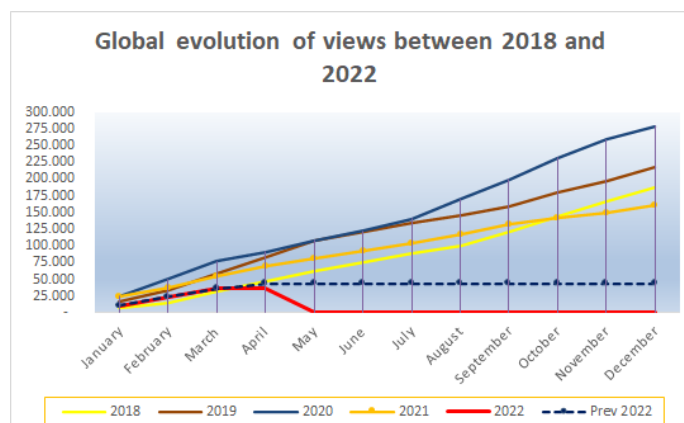


Figure 8: Global evolution of views between 2018 and 2022

Figure 9 shows the evolutionary chart of resolutions address the articles registered in CrossRef since 2014, which is based on monthly report. This graph can be seen the evolution of the journal has achieved.

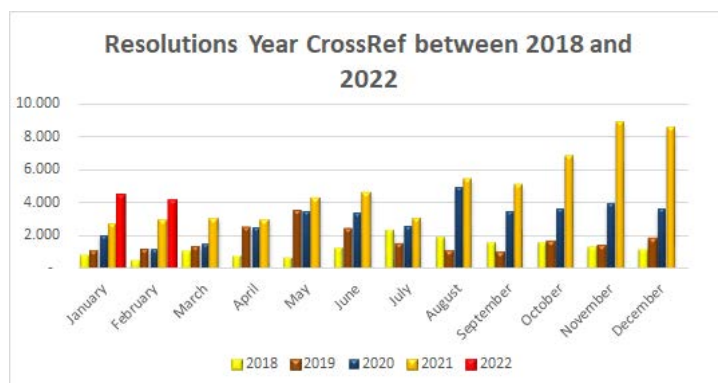


Figure 9: Resolution Report for prefix 10.14807 from between 2018 and 2022

We appreciate the intense participation of all colleagues, which has made our journal become a place of wide dissemination of knowledge.

The following content will be presented with the titles, authors and the pages of all of the articles published in this edition issue.

Editorial Volume 12, Issue 1 (907-913)

Paulo Cesar Chagas Rodrigues

DOI: <http://dx.doi.org/10.14807/ijmp.v13i1.1965>

Analysis of sector-specific operational performance metrics affecting stock prices of traditional airlines (488-506)

Abdulkadir Alici, Güven Sevil

DOI: dx.doi.org/10.14807/ijmp.v13i2.1777

Somethings about biological prostheses (507-547)

Raffaella Aversa, Rely Victoria Petrescu, Valeria Perrotta, Liviu Marian Ungureanu, Antonio Apicella, Florian Ion Tiberiu Petrescu

DOI: dx.doi.org/10.14807/ijmp.v13i2.1585

Import and Export Process: the impact of bureaucratic simplification in customs clearance (548-569)

Igor Tavares, Juan Arturo Castañeda-Ayarza

DOI: dx.doi.org/10.14807/ijmp.v13i2.1626

Policy challenges and food security in Alqadarif state, Sudan (570-605)

Mohamed O. A. Bushara, Hassan H. I. Mohamed

DOI: dx.doi.org/10.14807/ijmp.v13i2.1426

Public personnel administration and human resource management paradigm on public service performance: Nigerian pendulum (627-647)

John Nkeobuna Nnah Ugoani

DOI: dx.doi.org/10.14807/ijmp.v13i2.1503

Guerrilla marketing tools in financial service organizations (648-666)

Gediminas Dubauskas, Margarita Išoraitė

DOI: dx.doi.org/10.14807/ijmp.v13i2.1568

Talent management and organizational performance: applying the amo theory (667-692)

Imdad Ali, Robinson Izabela, Salman Bashir Memon

DOI: dx.doi.org/10.14807/ijmp.v13i2.1602

The management of innovation to generate added value in the flexographic processes: a case study in the company supply etiquetas (693-718)

Maicon da Silva, Luis Carlos Alves da Silva

DOI: dx.doi.org/10.14807/ijmp.v13i2.1606

Economic and non-economic determinants of economic growth in Bangladesh: multivariate regression analysis (719-730)

Shapan Majumder

DOI: dx.doi.org/10.14807/ijmp.v13i2.1545

Drivers of poverty in oil producing communities of southern Nigeria (731-749)

Nsikak-Abasi A. Etim, Jamal Mohammed, Nathan Kanuma Taremwa

DOI: dx.doi.org/10.14807/ijmp.v13i2.1553

Young talent profile and competences (750-770)

Seyhan Karasu Öznurlular

DOI: dx.doi.org/10.14807/ijmp.v13i2.1598

Optimization of machining characteristics during helical milling of aisi d2 steel considering chip geometry (771-790)

Uma Sai Vara Prasad Vookoti, Venkata Rao K., Satish Kumar P.

DOI: dx.doi.org/10.14807/ijmp.v13i2.1617

Coopetition and micro, small and medium enterprises performance (791-809)

Powel Maxwell Worimegbe, Adebisi Julius Abosedo, Benneth Uchenna Eze

DOI: dx.doi.org/10.14807/ijmp.v13i2.1500

Customer complaint from a telecommunication company: a bayesian data analysis (810-828)

jorge alberto achcar, Daniel Marcos de Godoy Godoy, Fábio Ferraz Junior Ferraz

DOI: dx.doi.org/10.14807/ijmp.v13i2.1520

Relationship between influencer marketing and purchase intention: focusing on Vietnamese gen Z consumers (829-840)

Cuong Nguyen, Tien Nguyen, Vinh Luu





DOI: [dx.doi.org/10.14807/ijmp.v13i2.1603](https://doi.org/10.14807/ijmp.v13i2.1603)

Economic analysis of indicators of the competitiveness of Saudi date exports (841-859)

Khalid Nahar Alrwis, Abdalzziz M. Duwais, Sharafeldin bakri Alaagib, Nageeb Aldawdahi

DOI: [dx.doi.org/10.14807/ijmp.v13i2.1607](https://doi.org/10.14807/ijmp.v13i2.1607)

Effect of supply chain learning on flexibility performance: an empirical study (860-872)

Ieva Meidute-Kavaliauskiene, Şemsettin Çiğdem, Bülent Yildiz

DOI: [dx.doi.org/10.14807/ijmp.v13i2.1600](https://doi.org/10.14807/ijmp.v13i2.1600)

Global pandemics and the businesses in Lithuania (873-885)

Ieva Meidute-Kavaliauskiene, Tomas Butvilas

DOI: [dx.doi.org/10.14807/ijmp.v13i2.1543](https://doi.org/10.14807/ijmp.v13i2.1543)

Results of socio-environmental strategies and practices in flexographic processes (886-906)

Maicon da Silva, Luis Carlos Alves da Silva

DOI: [dx.doi.org/10.14807/ijmp.v13i2.1566](https://doi.org/10.14807/ijmp.v13i2.1566)

April 1, 2022

Prof. Dr. Paulo Cesar Chagas Rodrigues
Editor in Chief

