

Activity of nitrifying bacteria and productivity of crops under the use of green manure

Actividad de bacterias nitrificantes y productividad de cultivos bajo el uso de abonos verdes

Breno Sosa R.¹; Yuly García V.²; Glauco Sosa R.³

ARTICLE DATA

¹ Ph.D. National Autonomous University of Honduras, La Ceiba, Atlántida, Honduras. breno.sosa@unah.edu.hn

² M.Sc. National Autonomous University of Honduras, La Ceiba, Atlántida, Honduras. yuly.garcia@unah.edu.hn

³ Agricultural Engineer, National University of Agriculture, Olanchito, Honduras. glaucososa82@yahoo.com

Cite: Sosa, B.; García, Y.; Sosa, G. (2019). Activity of nitrifying bacteria and productivity of crops under the use of green manure. *Revista de Ciencias Agrícolas*. 36(2): 74-86. doi: <https://doi.org/10.22267/rcia.193602.119>

Received: July 07 2018.

Accepted: April 11 2019.



ABSTRACT

During the recycling of soil nitrogen, it is necessary to register the activity of nitrifying bacteria in nitrification. This process, in tropical conditions, is negatively affected by extreme variations in temperature, humidity, pH and organic matter during agronomic practices. Population changes of nitrifying bacteria in corn and soybean crops were evaluated under the use and management of green manure (GM). It was established as GM *Mucuna pruriens* var. *utilis* (CIAT No. 9349) - corn var. ICA 305. Ninety days later it was harvested and the residues were incorporated as LF or disposed on the soil surface as organic mulch (OM), the native weed *Rottboellia cochinchinensis* L. was managed as fallow (F). Then, corn-soybean crops were sown in an intercalated and monoculture system, each system was subject to organic fertilization (OF), chemical fertilization (CF) or no fertilization (NF). 11 treatments were structured under the design of Random Complete Blocks with $3^2 + 2$ factorial arrangements with three repetitions. In the stage of blossoming and grain filling of the crops, the variables analyzed were; oxidizing bacteria of ammonium nitrate, volumetric humidity, temperature and yield. The populations of AOB and the production of NO_3^- did not vary significantly between treatments, but it did occur with soil temperature and humidity. The use of GM / OM promoted yields similar to those obtained with CF in corn, while in soybeans, when OM was added, yields exceeded CF.

Keywords: Corn; soy; Agrology; ammonium oxidizing bacteria.

RESUMEN

Durante el reciclaje del nitrógeno del suelo es necesario registrar la actividad de las bacterias nitrificantes en la nitrificación. Éste proceso en condiciones tropicales se ve afectado de forma negativa por las variaciones extremas de temperatura, humedad, pH y materia orgánica durante las prácticas agronómicas. Se evaluaron los cambios poblacionales de bacterias nitrificantes en los cultivos de maíz y soya bajo el uso y manejo de abonos verdes (AV). Se estableció como AV *Mucuna pruriens* var. *utilis* (CIAT No. 9349) - maíz var. ICA 305. Noventa días después se cosechó y los residuos se incorporaron como AV o se dispusieron sobre la superficie del suelo como acolchado orgánico (AO), de forma paralela la arvense nativa *Rottboellia cochinchinensis* L. se manejó como barbecho. Luego, se sembraron los cultivos de maíz-soya en un sistema intercalado y de monocultivo, cada sistema estuvo sujeto a la fertilización orgánica (FO), fertilización sintética (FQ) o sin fertilización (SF). Se estructuraron así, 11 tratamientos bajo el diseño de Bloques Completos al Azar con arreglo factorial 3^2+2 con tres repeticiones. En la etapa de floración y llenado de grano de los cultivos se analizaron

las variables bacterias oxidantes de amonio, nitrato, humedad volumétrica, temperatura y rendimiento. Las poblaciones de BOA y la producción de NO_3^- no variaron significativamente entre tratamientos, más sí ocurrió con la temperatura y humedad del suelo. El uso de AV/AO promovió en maíz, rendimientos similares a los obtenidos con FQ, mientras que, en soya, cuando se adicionó AO los rendimientos superaron a FQ.

Palabras clave: Maíz; soya; agrología; bacterias oxidantes de amonio.

INTRODUCTION

Nitrification plays an important role in the global nitrogen (N) cycle in most agroecosystems. Ammonium oxidizing bacteria (AOB) are mostly responsible for the transformation of ammonium to nitrate, via nitrite, which is limited in agricultural land by practices that degrade soil health and functions (Prosser and Embley, 2002). It is known that terrestrial AOBs belong to a monophyletic group within the Proteobacteria sub-class, and the currently accepted classification recognizes only two genera within this group, *Nitrospira* and *Nitrosomonas* (Stephen *et al.*, 1996).

The quantification of these bacteria through the *amoA* genes is valuable, because N is the most important nutrient in the agroecosystem, given its limitation in edaphic conditions and high participation in multiple biochemical reactions physiologically involved in the growth, development and production of crops (Rao, 2009). N is crucial in the productivity of cultivars such as soy (*Glycine max* L.) and corn (*Zea mays* L.), which are basic in the human and animal diet. Nitrogen fertilization in production costs ranges from 15 to 30%. Therefore, it is one of the most expensive elements to supply through industrial synthetic inputs (FENALCE, 2011). The main sources of N for crops are the mineralization of organic N from the soil and the addition of synthetic and organic fertilizers. Much of the total N (95%) supply to the soil is due to the presence and mineralization of organic matter (Philippot and Germon, 2005).

The most used way to contribute N to crops is by synthetic route. FAO (2017) states that worldwide, in 2020 about 119 thousand tons of nitrogen

fertilizers will be used, where the efficiency in agroecosystems does not exceed 33% (Glass, 2003). The low efficiency of N is typically caused by agronomic practices such as excessive fertilization, compaction and gravity irrigation, promoting N losses through routes such as erosion, leaching and volatilization.

Given the accelerated degradation of soils, it is necessary to recover, conserve and increase their fertility in a healthy and lasting way. One of the technologies applied in the process is F, a conventional system that provides biomass of native species that grow postharvest. Another alternative of agro ecological cut is the sowing and incorporation of *Mucuna pruriens* L. as green manure (GM) or arranged on the ground as organic mulch (OM), practices used in association or in rotation that provide plant material in situ to maintain, improve or restore the physical, chemical and biological properties of the soil (Zribi *et al.*, 2011).

These materials increase the efficiency in the use of N through symbiotic relationships such as the biological fixation of N in legumes (Shoko *et al.*, 2007) and nutrient recycling by stimulating the growth of soil biota, which contributes considerable amounts of organic matter, improves the microbial action on the substrate and makes available to the attached or subsequent crops, nutrients and water (Baijukya *et al.*, 2004). The objective was to characterize the population changes of the AOB, the availability of NO_3^- and the yield of corn and soybeans under the use and management of GM, OM and B, together with nitrogen fertilization.

MATERIALS AND METHODS

Characterization of the study area. The work was carried out in the Experimental Field of the National University of Colombia, Palmira headquarters (CEUNP), Valle del Cauca, Colombia. This field is located at coordinates 3°25'34" LN and 76°25'53" LO, at an altitude of 980 masl, e temperature of 24°C, relative humidity of 69% and annual rainfall of 1406mm.

The soil corresponded to a typical isohyperthermic thin frankish Haplustert with a 1% slope, which has been in F, approximately eight years, which is characterized chemically (Table 1) and physically from the soil seven days before installing the test. For the interpretation of chemical properties, criteria managed at the national level were used (Castro, 2004). This soil has neutral pH, medium concentration of inorganic CO and N, high level of phosphorus and sulfur. For the bases, average levels of Na⁺ and K⁺ and high levels of Mg²⁺, Ca²⁺ and CEC were found. For the minor element B, the level was high, and very high for Mn; low for Cu and Zn and very low for Fe, which are shown as limiting.

The analysis of the physical properties indicated a loamy clay texture, which allows adequate

workability as long as the gravimetric humidity is not high (Jaramillo, 2002). The heavy texture plus the high apparent density found (1.72g cm³), which is reflected in very low total porosity (35.34%), can generate conditions of reduction or impediment to the root development of crops.

Treatments and experimental design. To meet the proposed objectives, treatments were designed under the design of Random Complete Blocks with 3²+2 factorial arrangements with three repetitions (Table 2). In the first phase of research, the plant component (GM / OM or F) was established and managed prior to the establishment of the crops; followed, the associated crop (corn + soy) and monoculture (corn or soy) systems were sown. Each plot was subject to different fertilization program (compost, synthetic fertilizer and no addition).

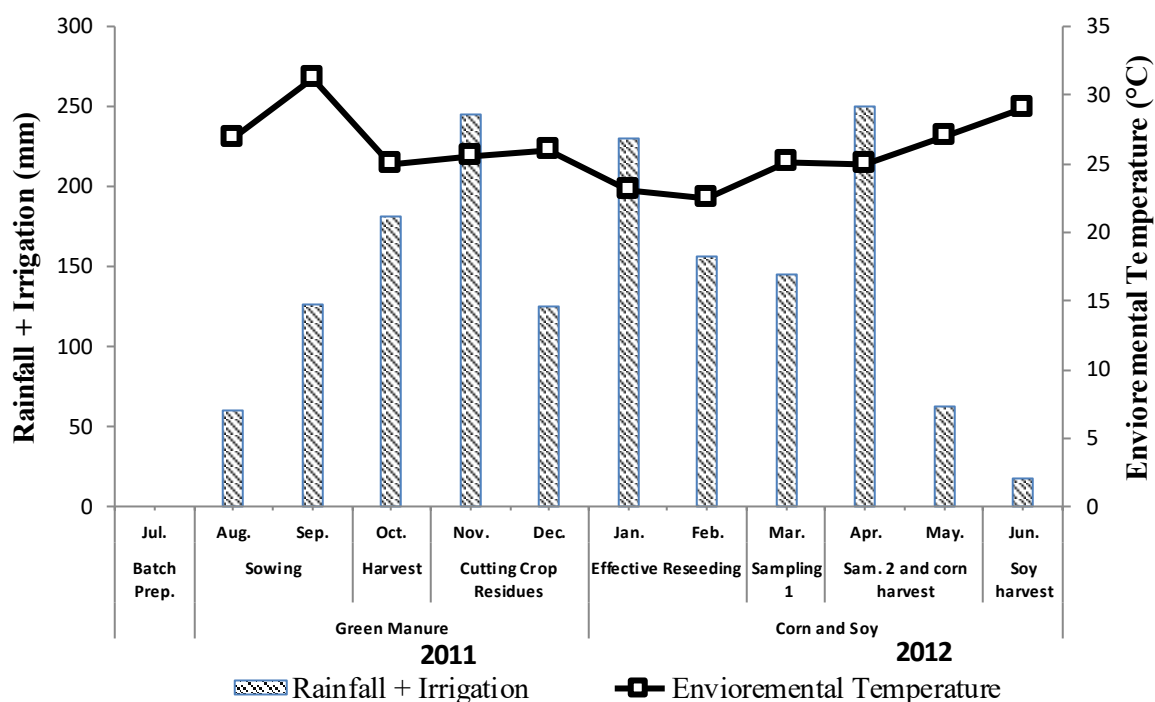
Agronomic management of the plots. The plots were prepared with two landfill plow passes, with a dimension of 20m² (6 x3.34m) for treatments from one to nine and 30m² (6 x 5m) for treatments 10 and 11. Subsequently, a rain gauge and thermometer in order to estimate the irrigation that fell on the ground (rainfall + irrigation) and the ambient temperature of the area during the development of the experiment (Figure 1).

Table 1. Initial chemical characterization of a Typic Haplustert at a depth of 0 - 20cm, used to evaluate the effect of green manures on the activity of nitrifying bacteria

CO	pH _{H2O}	N Total	NH ₄ ⁺	NO ₃ ⁻	P (Bray II)	S	B	Fe	Mn	Cu	Zn	K	Ca	Mg	Na	CEC
g kg ⁻¹		-----mg kg ⁻¹ -----										-----cmol _c kg ⁻¹ -----				
26,6	6,84	1,174,5	4,42	13,84	57,45	28,03	1,45	8,83	61,75	0,67	1,49	0,44	10,9	5,63	0,10	21,10

Table 2. Description of treatments used to evaluate the effect of green manures on the activity of nitrifying bacteria.

Treatment	Symbol
GM (<i>Mucuna pruriens</i> & <i>Zea mays</i> L.) + intercropping corn and soy + organic fertilization	T1 (GM-OF)
GM (<i>Mucuna pruriens</i> & <i>Zea mays</i> L.) + intercropping corn and soybean + synthetic fertilization	T2 (GM-CF)
GM (<i>Mucuna pruriens</i> & <i>Zea mays</i> L.) + intercropping of corn and soy + without fertilization	T3 (GM-NF)
OM (<i>Mucuna pruriens</i> & <i>Zea mays</i> L.) + intercropping corn and soy + organic fertilization	T4 (OM-OF)
OM (<i>Mucuna pruriens</i> & <i>Zea mays</i> L.) + intercropping corn and soybean + synthetic fertilization	T5 (OM-CF)
OM (<i>Mucuna pruriens</i> & <i>Zea mays</i> L.) + intercropping of corn and soy + without fertilization	T6 (OM-NF)
F (<i>Rottboellia cochinchinensis</i> L.) + intercropping corn and soy + organic fertilization	T7 (F-OF)
F (<i>Rottboellia cochinchinensis</i> L.) + intercropping corn and soybean + synthetic fertilization	T8 (F-CF)
F (<i>Rottboellia cochinchinensis</i> L.) + intercropping of corn and soy + without fertilization	T9 (F-NF)
F (<i>Rottboellia cochinchinensis</i> L.) + monoculture corn + synthetic fertilization	T10 (F-CF)
F (<i>Rottboellia cochinchinensis</i> L.) + monoculture soy + synthetic fertilization	T11 (F-CF)

**Figure 1.** Monthly distribution of the environmental temperature and sheet of water in the soil (rainfall + irrigation) during the experiment.

After plotting the experimental units, the legume *M. pruriens* L. var. *utilis* (CIAT No. 9349) and *Z. corn* (variety ICA 305) in the experimental units corresponding to treatments one to six. They were allowed to grow for three to four months until the reproductive stage (R3). After the harvest of corn, the biomass (addition or incorporation) of the GM was cut, chopped and allowed to decompose in the first five centimeters of the soil for 30 days. The F management in the plots of the rest of treatments (T7 to T11), was cut and left on the soil surface.

The establishment of the corn crop variety ICA 305 was sown at a density of 40,000 seeds ha⁻¹, while the soybean variety ICA P34 was 200,000 seeds ha⁻¹, with a ratio of one furrow of corn for two soybeans in each experimental unit.

Fertilizers with organic and synthetic sources were performed in bands located at the foot of the plants, and at 15 and 45 days after the effective planting of crops. Synthetic fertilization was performed by applying the triple fifteen fertilizer (15-15-15) at a dose of 50kg ha⁻¹ of N, P and K (335g per application on 20m² plots with interculture and 501g for the plots of 30m² with monoculture) (Moreno *et al.*, 2008). For treatments with the addition of compost, the dose was calculated to provide the same amount of N as the synthetic fertilizer; in that sense, this consisted of dried and composted chicken manure in doses of 3.4t ha⁻¹ (3.4kg / application), which is equivalent to 50kg ha⁻¹ of N. The other treatments were managed without the application of fertilizers or amendments.

Response Variables. To know the activity of nitrifying bacteria, in the corn and soybean system, the variables related to soil, such as ammonium oxidizing bacteria, NO₃⁻ were analyzed by spectrophotometer colorimetry in KCL 1M (Borrero *et al.*, 2017), volumetric humidity (Jaramillo, 2002) and temperature. At each stage of flowering and grain filling, nine soil subsamples

and three leaves / plant were located opposite the spike of the 10 corn plants sampled. In the stage of physiological maturity, the harvest was collected and the yield of corn and soybean crops was determined.

For the absolute quantification of the *amoA* genes of the soil AOB, we proceeded according to the protocol developed and standardized by CIAT (Moreta, 2009). The DNA from the soil samples was extracted using the FastDNA® SPIN kit (Biomedicals MP, Cat. No. 116560200), then quantified by fluorescence with the PicoGreen® dsDNA reagent (Laboratory: Molecular Probes) and subsequently subjected to electrophoresis in a 1% agarose gel to determine its quality. The estimation of the number of copies of the *amoA* gene of the BOA was done through real-time PCR (qPCR) using the pair of primers (sense 5'-3'): *amoA* - 1F GGGGTTTCTACTGGTGGT and *amoA* - 2R CCCCTCKGSAAAGCCTTCTTC, whose product PCR is 493 base pairs (bp) (Rotthauwe *et al.*, 1997).

The genes under study were quantified using the Brilliant II SYBR® Green qPCR Master Mix fluorescent dye (Agilent Technologies, Cat. No. 600828). The qPCR reactions were run in triplicate in a 20µl volume per reaction, containing 20ng of soil DNA, 0.5µM of each first and 10µl of Brilliant SYBR Green qPCR Master Mix. The negative control consisted of water instead of DNA and, as a positive control, plasmid DNA was used which contained the *amoA* gene insert. The reactions were run on an OPTICON™2 thermocycler (Continuous Fluorescence Detector) (MJ Research) and analyzed with the MJ OPTICON™ Software version 3 (BIORAD). The amplification conditions of the gene of interest were the following: (i) 95°C, 5min; (ii) 95°C, 1.5min; (iii) 55°C, 1.5min; (iv) 72°C, 1.5min. The raw data (number of gene / reaction copies) were corrected using soil gravimetric moisture and then expressed as number of copies of gene / g dry soil.

Analysis of the information. The information obtained was submitted to the Analysis of Variance ($p < 0.05$), Duncan averages test ($p < 0.05$), orthogonal contrasts and Pearson correlations through the use of SAS software version 9.1.3 (SAS, 2002).

RESULTS AND DISCUSSION

During flowering, significant differences ($P < 0.05$) were found between treatments for NO_3^- temperature and volumetric humidity, but not in ammonia-oxidizing bacteria (AOB) populations, where the total rainfall during the investigation stage was 145 mm. The NO_3^- concentrations were not statistically different, with the exception of GM-NF, where the lowest value was found (Figure 2). Although the AOB populations did not differ statistically, the same trend was found as Abbott and

Murphy (2007), who found that the populations are higher when CF is applied, compared with OF and NF. In this investigation, it was confirmed that the nitrification intermediaries, AOB and NO_3^- , are considerably affected by environmental and soil conditions, especially humidity (Brady and Weil, 2004; Gallego, 2012).

As for the soil temperature (Figure 3), it differed significantly between treatments, in the corn monoculture the highest soil temperature (24.97°C) was found while the lowest (24.29°C) where the GMs were incorporated. With respect to volumetric humidity, in the plots where the high quality organic materials were incorporated (GM) or on the ground (OM) was combined with OF stored the highest humidity (26.43%), although it did not differ statistically with the other management systems.

Averages with the same letters are not significantly different according to Duncan ($P < 0.05$).

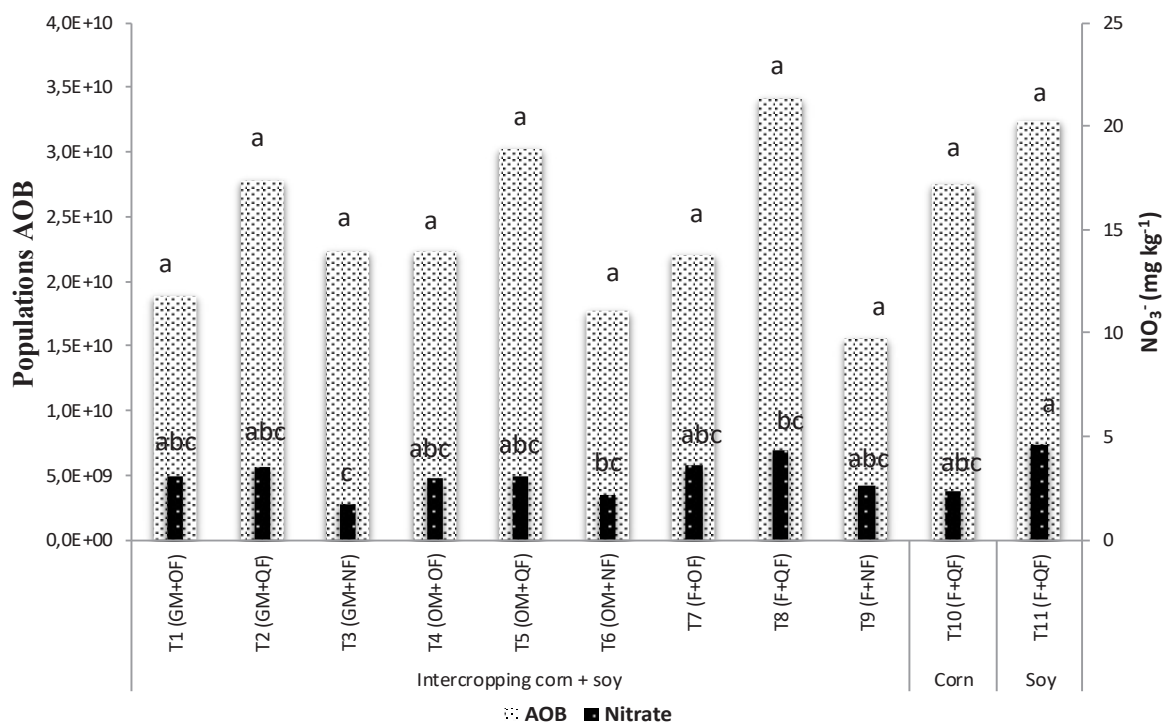


Figura 2. AOB (number copies amoA / g dry soil) and NO_3^- (mg kg^{-1}) in the treatments evaluated during the flowering stage of the crops.

The lowest humidity values without statistically differing, were found under the combination OM-NF and B-CF. Zribi *et al.*, (2011) reported that these variables fluctuate in agricultural soils in Spain, due

to the addition and use of GM and OM, since during the mineralization the microbial, nutritional and water circulation activity is energized, all of this coupled with the edaphoclimatic variability.

Averages with the same letters are not significantly different according to Duncan ($P < 0.05$).

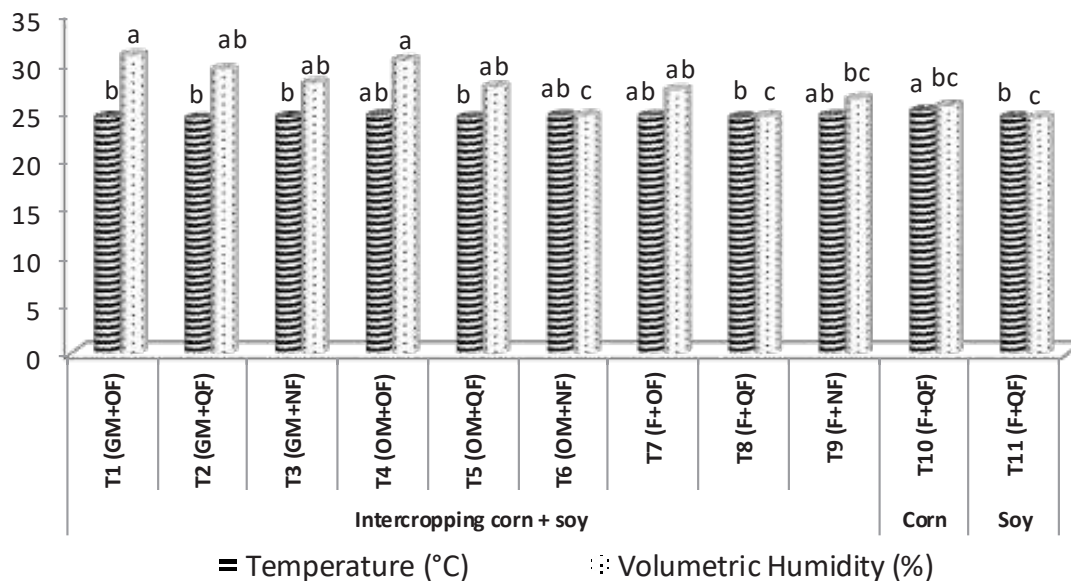


Figure 3. Temperature (°C) and Volumetric Humidity (%) in the treatments evaluated during the flowering stage of the crops.

In the grain filling stage, significant differences ($P < 0.05$) were found between treatments for temperature and volumetric humidity in the soil, but not for the AOB and NO_3^- populations (Figure 4). Compared to flowering, the populations of nitrifying bacteria decreased by 15%, and as a result, the nitrate concentration increased, this

process was affected by the rainfall. Even so, the population averages found in this trial, using the qPCR were higher (oscillate between 2.5E^9 and 3.4E^{10}) than the records in other edaphic media, in which populations were between 9.5E^4 and 2.0E^7 copies of *amoA* g^{-1} soil gene (Moreta *et al.*, 2009; Szukics *et al.*, 2010; Cao *et al.*, 2011).

Averages with the same letters are not significantly different according to Duncan ($P < 0.05$).

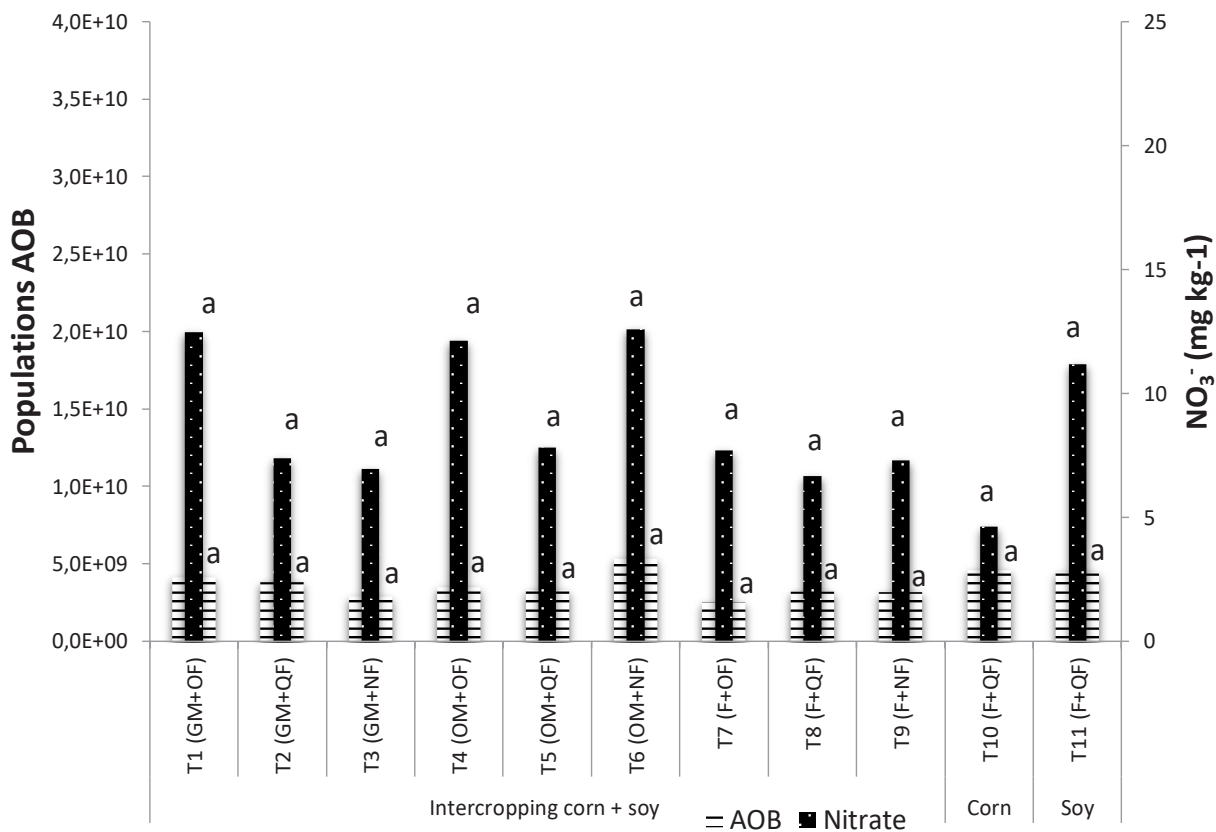


Figura 4. AOB (number copies gene amoA / g dry soil) and NO_3^- (mg kg^{-1}) in the treatments evaluated during the grain filling stage of the crops.

In this work it has been shown that GM and OM constitute better nitrogen sources compared to the F, given the greater contribution of organic matter and its C:N ratio, which makes them rapidly metabolizable. The variables that underwent major changes in the trial were soil temperature and humidity. In spite of the evidences that the statistical analyzes carried out, when Pearson's correlation was performed in order to corroborate the influence of some variables evaluated with the activity of the AOB, the results were not significant, which can be explained by the high coefficients of variation, especially soil moisture, given that the test was carried out in field conditions, where the soil is variable due to its genesis environment and management (Malagón *et al.*, 1995).

Several authors agree on the high influence of aerobic conditions on AOB populations and therefore on the production of NO_3^- (Stres *et al.*, 2008; Montañó *et al.*, 2013). It is scientifically proven that the process of ammonification occurs through aerobic and anaerobic pathways, while nitrification is a purely aerobic process (Orozco, 1999). Stres *et al.* (2008) have also found that temperature also has a high influence on the activity of these populations. They affirm that if the temperature reaches 25 to 30°C, AOB activity is maximized, which is consistent with this investigation (the temperature ranged between 25.5 and 29.3°C).

In the analysis of soil temperature (Figure 5), statistical differences between treatments were recorded. The lowest values (25.37°C) were presented in the soil management with GM. The highest volumetric humidity was found with

the application of GM plus CF (25.79%) and OM combined with OF (24%), while in the F in all conditions, the lowest record was found with an average of 19%.

Averages with the same letters are not significantly different according to Duncan ($P < 0.05$).

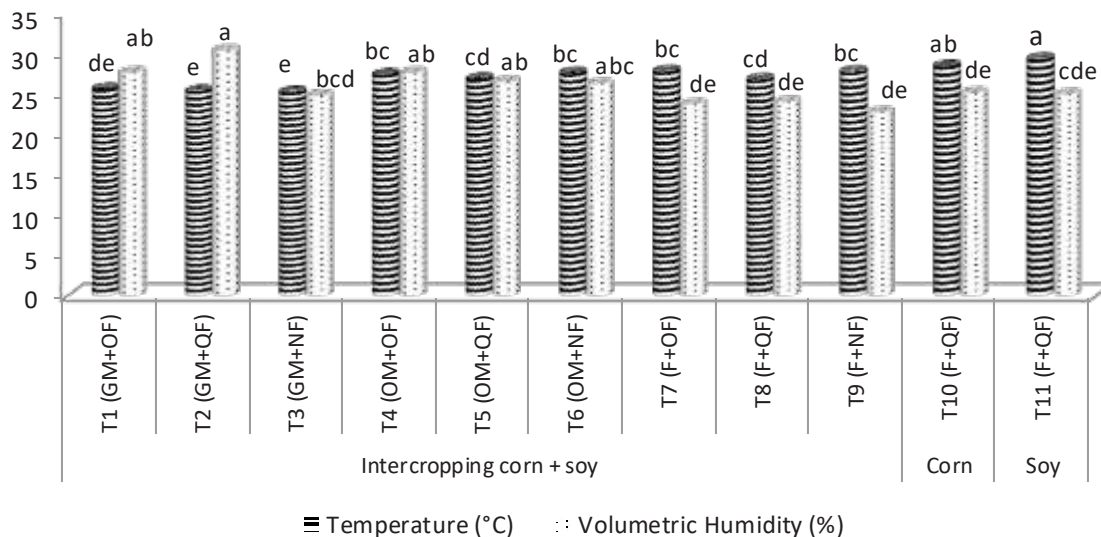


Figure 5. Temperature (°C) and Volumetric Humidity (%) in the treatments evaluated during the grain filling stage of the crops.

Several investigations have shown that soil moisture and temperature affect nitrification. Authors such as Rodríguez *et al.* (2007) and Szukics *et al.* (2010) have confirmed a directly proportional trend between the temperature and the activity of nitrifying bacteria when aerobic conditions predominate. With this information, it is likely that in the stage of grain filling, where there was an increase in the temperature in the soil, the highest rainfall (250mm) referenced, have affected the activity of the nitrifiers and therefore, the production of NO_3^- .

The analysis of orthogonal contrasts related to the activity of AOB (Table 3), confirmed that the populations were similar between treatments compared, as were the concentrations of NO_3^-

in intercalated crops. It was found that the application of GM significantly favored greater volumetric humidity compared to the F in the flowering stage and, in grain filling, both GM and OM favored this variable with respect to the F. At the time of mineralization of 4 t ha^{-1} of the organic materials deposited as GM or OM, positively affected through greater moisture and nutrients to the system. The soil temperature was significantly increased under the conditions OM (2.1°C) and the F (2.2°C). These results confirm the trends observed in the previous statistical analyzes.

Table 3. Orthogonal contrasts for AOB, NO₃⁻ and physical soil variables related to nitrification in the phenological stages evaluated.

Source of variation	Flowering stage			
	AOB	NO ₃ ⁻	Volumetric humidity	Soil Temperature
	Genes copies number <i>amoA</i> /g dry soil	mg kg ⁻¹	%	°C
GM vrs OM	ns	ns	ns	ns
GM vrs F	ns	ns	*	ns
OM vrs F	ns	ns	ns	ns
OF-NF vrs CF in GM	ns	ns	ns	ns
OF-NF vrs CF in OM	ns	ns	ns	ns
OF-NF vrs CF in F	ns	ns	ns	ns
Grain filling				
GM vrs OM	ns	ns	ns	*
GM vrs F	ns	ns	*	*
OM vrs F	ns	ns	*	ns
OF-NF vrs CF in GM	ns	ns	*	ns
OF-NF vrs CF in OM	ns	ns	ns	ns
OF-NF vrs CF in F	ns	ns	ns	ns

¹: **GM**= Green manure; **OM**= Organic mulch; **F**= fallow; **OF**= Organic fertilization; **CF**= Chemical fertilization; **SF**= No fertilization* = there is a significant difference, ns = not significant.

Regarding crop yield, no significant differences were found between treatments applied to corn (Figure 6). The values ranged between 4.2 t ha⁻¹ and 6.0 t ha⁻¹, higher than the average recorded in traditional systems (1.9 units) and similar to those technified (5.0 units) in Colombian agriculture (FENALCE, 2011). Similar results were found in experiments conducted in the Coffee Zone and Atlantic Coast, where production with improved materials and synthetic fertilization ranged between 4.6 t ha⁻¹ and 4.8 t ha⁻¹ (Granada *et al.*, 2008; Criollo *et al.*, 2013).

The yield in soybeans presented significant differences ($P < 0.05$) between treatments (Figure 6). In interleaved crops (GM, OM and F)

yield values were statistically similar, with the exception of F-NF, where the lowest value (1.9 t ha⁻¹) was recorded, while the highest was in OM-NF (4.11 t ha⁻¹), which was similar to the yield found in soybean monoculture. Most of the yields observed in this investigation (1.9 to 4.1 t ha⁻¹) were higher than those reported in other works that used this variety, which ranged between 1.66 t ha⁻¹ and 2.11 t ha⁻¹ (FENALCE, 2011; Valencia-Ramirez and Ligarreto-Moreno, 2012). Constant humidity and nutrient availability in the soil, plus management conditions facilitated a good phenotypic expression of the genetic material evaluated, as reported in conditions of Ecuador (Campoverde and Cabrera, 2006) and Argentina (Boga and Ramírez, 2014).

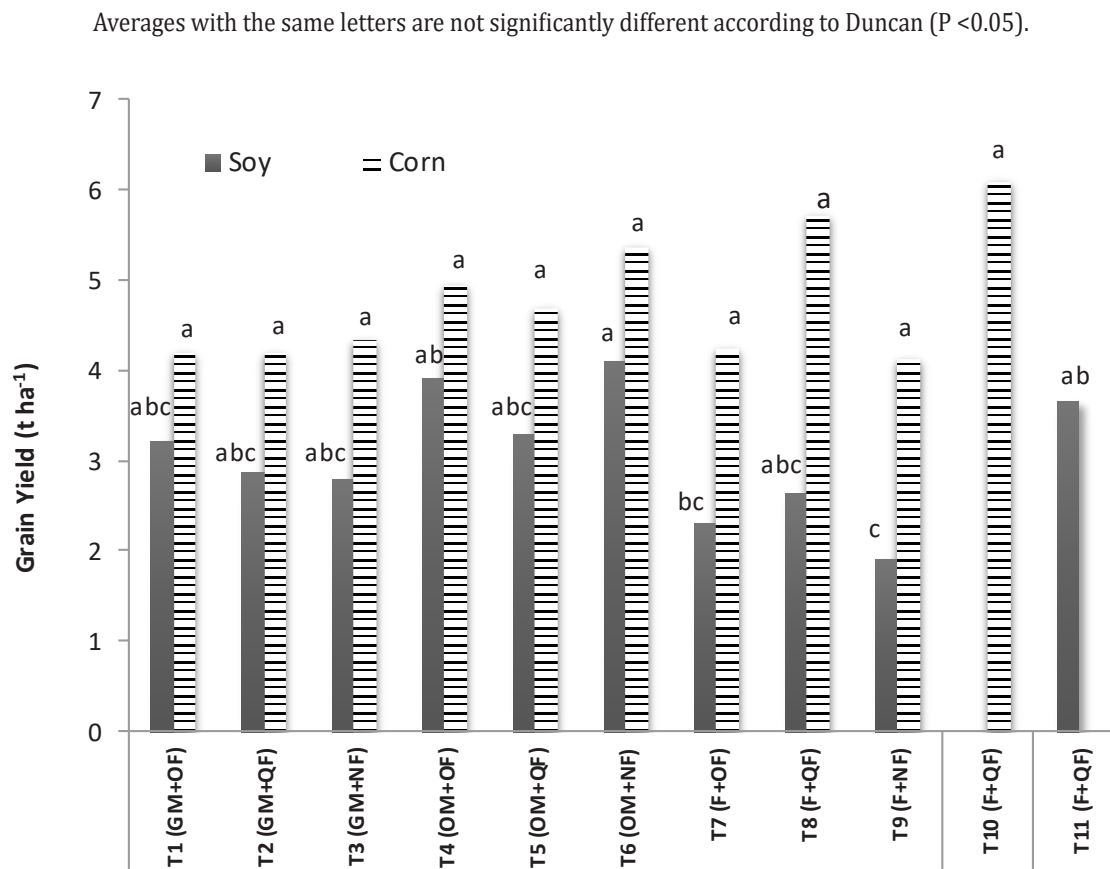


Figure 6. Grain yield of corn and soybean crops in the evaluated treatments.

CONCLUSIONS

The populations of ammonium oxidizing bacteria (AOB) and their metabolic product NO_3^- did not vary significantly between treatments. Its expression was influenced by edaphoclimatic conditions, especially soil moisture.

In the intercropping corn-soybean, the use of organic materials such as green manure / organic mulch promoted in corn similar yields to those obtained with synthetic fertilizers, while in soybean when organic padding was added the yields exceeded the average of the traditional fallow system.

ACKNOWLEDEMENT

To the Agroecology Research Group of the National University of Colombia, Palmira Headquarters, who financed and contributed the necessary resources for this research.

Conflict of interest: The authors declare that there is no conflict of interest.

BIBLIOGRAPHIC REFERENCES

Abbott, L.; Murphy, D. (2007). (Eds.). *Soil biological fertility: A Key to Sustainable Land Use in Agriculture*. Crawley, Australia: Springer publishers. 264p.

- Baijukya, F.; De Ridder, N.; Giller, K. (2004). Nitrogen release from decomposing residues of leguminous cover crops and their effect on maize yield on depleted soils of Bukoba District, Tanzania. *Journal Plant and Soil*. 279: 77-93.
- Boga, L.; Ramírez, H. (2014). Efecto de la fertilización con fósforo, azufre y zinc en el cultivo de soja en la región pampeana norte de Argentina. *Informaciones Agronóm. Hispanoam.* 16:7-19.
- Borrero, G.A.; Jiménez J.; Ricaurte, J.J.; Rivera, M.; Polanía, J.A.; Núñez, J.; Barbosa, N.; Arango, J.; Cardoso, J.A.; Rao, I.M. (2017). *Manual de protocolos. Nutrición y fisiología de plantas - Forrajes y frijol*. Cali, Colombia: Centro Internacional de Agricultura Tropical (CIAT).196p.
- Brady, N.; Weil, R. (2004). *Elements of the nature and properties of soils*. Second edition. New Jersey: Pearson-Prentice Hall. 606p.
- Campoverde, D.; Cabrera, P. (2006). Efecto del abono orgánico en el cultivo de la soya (*Glycine max*), variedad iniap 307. Machala: Universidad Técnica de Machala. 65p.
- Cao, H.; Hong, Y.; Li, M.; Gu, J.D. (2011). Diversity and abundance of ammonia-oxidizing prokaryotes in sediments from the coastal Pearl River estuary to the South China Sea. *Antonie van Leeuwenhoek*. 100:545-556.
- Castro, H. (2004). Propuesta guía de indicadores analíticos para calificar suelos estables y en proceso de degradación desde el punto de vista físico. En: *Memorias Taller Nacional sobre indicadores de calidad del suelo*. pp.37- 42. Valle, Colombia: CIAT.
- Criollo, H.; Lagos, T.C.; Paredes, R.; Benavides, A. (2013). Comportamiento de materiales mejorados de maíz bajo diferentes niveles de boro y fósforo. *Revista de Ciencias Agrícolas*. 19(1): 168-177.
- FAO - Food and Agriculture Organization of the United Nations. (2017). World fertilizer trends and outlook to 2020. Summary Report. Recovered from <http://www.fao.org/3/a-i6895e.pdf>
- FENALCE - Federación Nacional de Cultivadores de Cereales y Leguminosas. (2011). *Perspectivas cerealistas: Producción, Mercado, Clima*. Colombia: FENALCE. 40p.
- Gallego, J. (2012). Efectos de dos abonos verdes sobre la mineralización del nitrógeno y la dinámica de las bacterias oxidantes del amonio y del nitrito en un ciclo productivo de maíz (*Zea maíz L*). Recuperado de <http://bdigital.unal.edu.co/10454/1/7009003.2012.pdf>
- Glass, A.D. (2003). Nitrogen use efficiency of crop plants: Physiological constraints upon nitrogen absorption. *Crit. Rev. Plant Sci*. 22: 453-470.
- Granada, D.; Moreno, A.; García, J.; Mejía, J. (2008). Sistema: “ Frijol relevo maíz”, intercalado en zocas de café, Una opción para diversificar la producción. Avances Técnicos Cenicafe. No. 375. Recovered from <http://biblioteca.cenicafe.org/bitstream/10778/389/1/avt0375.pdf>
- Jaramillo, D.F. (2002). *Introducción a la ciencia del suelo*. Medellín, Colombia: Universidad Nacional de Colombia. 619p.
- Malagón, D.; Pulido, C.; Llinás, R.; Chamorro, C. (1995). Suelos de Colombia: Origen, evolución, clasificación, distribución y uso. Bogotá: IGAC. 632p.
- Montaño, N.M.; Sandoval, P.A.L.; Nava, M.M.; Sánchez, Y.J.M.; García, O.F. (2013). Variación espacial y estacional de grupos funcionales de bacterias cultivables del suelo de un bosque tropical seco en México. *Revista de Biología Tropical*. 61(1): 439-453.
- Moreno, B.A.M.; Narro, L.L.A.; Vanegas, A.H.; Molina, G.C.E.; Ospina, R.J.G.; Agudelo, M. (2008). Respuesta del maíz a la fertilización química en la zona cafetera central de Colombia. *Cenicafé*. 59(1): 75-80.
- Moreta, D.; Hurtado, M. P.; Salcedo, A. F.; Chávez, A. L.; Rondón, M.; Duque, M. C.; Subbarao, G. V.; Ito, O.; Miles, J.; Lascano, C. E.; Rao, I. M.; Ishitani, M. (2009). Nitrification Inhibition as a Novel Approach for Enhancing Nitrogen Use Efficiency in Crops. Recuperada de <https://www.yumpu.com/en/document/read/7494819/short-paper-abstracts-rootrap-home-boku>
- Orozco, P.F. (1999). *La biología del nitrógeno, conceptos básicos sobre sus transformaciones biológicas*. Medellín, Colombia: Publicaciones Universidad Nacional de Colombia. 231p.

- Philippot, L.; Germon, J. (2005). Contribution of Bacteria to Initial Input and Cycling of Nitrogen in Soils. In: Buscot, F.; Varma, A. (Editors). *Microorganisms in Soils: Roles in Genesis and Functions*. pp.159-176. Leipzig, New Delhi: Springer-Verlag. doi: <https://doi.org/10.1007/b137872>
- Prosser, J.; Embley, T. (2002). Cultivation-based and molecular approaches to characterization of terrestrial and aquatic nitrifiers. *Antonie van Leeuwenhoek*. 81(1): 165-179.
- Rao, I. (2009). Essential plant nutrients and their functions. Cali, Colombia: Centro Internacional de Agricultura Tropical (CIAT). 36p.
- Rodríguez, R.; Toro, C.; Martínez, M.; Mercado, M. (2007). Estandarización de condiciones para la prueba cuantitativa del nmp con bacterias nitrificantes y denitrificantes usando como matriz compost. *Universitas scientiarum*. 12(2): 69-81.
- Rotthauwe, J.H.; Witzel, K.P.; Liesack, W. (1997). The Ammonia Monooxygenase Structural Gene *amoA* as a Functional Marker: Molecular Fine Scale Analysis of Natural Ammonia-Oxidizing Populations. *Applied and Environmental Microbiology*. 63(12): 4704-4712.
- SAS. (2002). User's guide Versión 9.1.3. Cary, USA: SAS Institute Inc.
- Shoko, M.D.; Tagwira, F.; Zhou, M. (2007). The potential of reducing nitrogen fertilizer rates using a soyabean-sugarcane production system in the South Eastern Lowveld of Zimbabwe. *Afr. J. Agric. Res.* 2:16-26.
- Stephen, J. R.; McCaig, A. E.; Smith, Z.; Prosser, J. I.; Embley, T. M. (1996). Molecular diversity of soil and marine 16S rRNA gene sequences related to beta-subgroup ammonia-oxidizing bacteria. *Applied and Environmental Microbiology*. 62 (11): 4147-4154.
- Stres, B.; Danevcic, T.; Pal, L.; Fuka, M.M.; Resman, L.; Leskovec, S.; Hacin, J.; Stopar, D.; Mahne, I.; Mandic-Mulec, I. (2008). Influence of temperature and soil water content on bacterial, archaeal and denitrifying microbial communities in drained fen grassland soil microcosms. *FEMS Microbiol Ecol*. 66(11): 110-122.
- Szukics, U.; Abell, G.; Hödl, V.; Mitter, B.; Sessitsch, A.; Hackl, E.; Zechmeister-Boltenstern, S. (2010). Nitrifiers and denitrifiers respond rapidly to changed moisture and increasing temperature in a pristine forest soil. *FEMS microbiology ecology*. 72(3): 395-406.
- Valencia-Ramirez, R.; Ligarreto-Moreno, G. (2012). Correlación fenotípica y análisis de sendero para el rendimiento de soya (*Glycine max* (L.) Merrill). *Acta Agronómica*. 61(4): 353-363.
- Zribi, W.; Faci, J.M.; Aragüés, R. (2011). Efectos del acolchado sobre la humedad, temperatura, estructura y salinidad de suelos agrícolas. Recovered from https://citarea.cita-aragon.es/citarea/bitstream/10532/1796/1/2011_411.pdf