

Evaluation of pre-germination treatments in *Carapa guianensis* AUBL.

Evaluación de tratamientos pre-germinativos en *Carapa guianensis* AUBL.

Pedro Pablo Bacca¹; Jhon Jairo Zuluaga²; Jose Ivez Perez³; Diana Lucía Burbano⁴; Manfred Ricardo Palacio⁵.

ARTICLE DATA

¹ Researcher, M.Sc., Corporación Colombiana de Investigación Agropecuaria - AGROSAVIA. Centro de Investigación el Mira, Tumaco, Colombia, pbacca@agrosavia.co

² Researcher, Ph.D., Corporación Colombiana de Investigación Agropecuaria - AGROSAVIA. Centro de Investigación Nataima, Espinal, Colombia, jzuluaga@agrosavia.co

³ Researcher, M.Sc., Corporación Colombiana de Investigación Agropecuaria - AGROSAVIA. Centro de Investigación el Mira, Tumaco, Colombia, jiperez@agrosavia.co

⁴ Researcher, Fundación Biofuturo. Bióloga. Profesional de investigación en Biología. Pasto, Colombia, dbiologia@gmail.com

⁵ Researcher, Agricultural Engineer, Biologist, Corporación Colombiana de Investigación Agropecuaria - AGROSAVIA. Centro de Investigación el Mira, Tumaco, Colombia, mrpalacio@agrosavia.co

Citar: Bacca, P.; Zuluaga, J.; Perez, J.; Burbano, D.; Palacio, M. (2020). Evaluation of pre-germination treatments in *Carapa guianensis* AUBL. *Revista de Ciencias Agrícolas*. 37(2): 56-66.

doi: <https://doi.org/10.22267/rcia.203702.138>

Received: January 25 2019.

Accepted: December 10 2020.



ABSTRACT

Understanding seed germination of native forest species of the Tropical wet forest is essential for ecosystem regeneration and conservation, which have been affected by the exploitation of wood and non-wood forest products. *Carapa guianensis* Aubl. (Meliaceae) has been exploited due to the high quality of its wood and seeds. Particularly, the latter is a source of a medicinal oil of high value to the pharmaceutical industry. The indiscriminate use of this species has reduced its population size; therefore, scientific knowledge of its sexual propagation in nurseries is vital. This research aimed to evaluate seed germination of *C. guianensis* under different pre-germination treatments and substrates at the Centro de Investigación El Mira of AGROSAVIA. Pre-germination assays were conducted in a split-plot design with a random distribution of four repetitions. The cumulative germination percentage (CGP) and mean germination time (t_{50}) were calculated and analyzed through an ANOVA, and Tukey's multiple comparison test using InfoStat V.2016. Significant differences for CGP among treatments ($p<0.0001$) and interactions ($p<0.0096$) were found. The highest germination percentage (61%) was achieved in S1+T4; however, the T_{50} did not show significant differences ($p=0.24$). This research demonstrates that the highest germination percentage is achieved through a scarification treatment with imbibition in sand substrate under the agroclimatic conditions of Tumaco.

Keywords: Andiroba; tropical wet forest; scarification; propagation; seeds.

RESUMEN

El estudio de la germinación de especies forestales nativas del bosque húmedo tropical es fundamental en la regeneración y conservación de este ecosistema, el cual se ha visto afectado por la explotación de los productos maderables y no maderables. En este sentido *Carapa guianensis* Aubl. (Meliaceae), ha sido aprovechada por su madera de alta calidad y semillas; de donde se obtiene aceite medicinal de alto valor para la industria farmacéutica. El uso indiscriminado ha disminuido su población, por cuanto generar conocimiento científico sobre

su propagación sexual en vivero es de vital importancia. La presente investigación tuvo como objetivo evaluar la germinación de semillas de *C. guianensis* bajo diferentes tratamientos pre-germinativos y sustratos en el C.I El Mira de AGROSAVIA. Las pruebas pre-germinativas se realizaron mediante un diseño de parcelas divididas con cuatro repeticiones distribuidas al azar. Para el procesamiento de la información se calculó el porcentaje de germinación acumulada (PGA) y tiempo medio de germinación (t50). Los resultados se analizaron a través del ANOVA y de pruebas de comparación de Tukey mediante el programa estadístico InfoStat V.2016. Se obtuvieron diferencias significativas en PGA para los tratamientos ($p < 0.0001$) y las interacciones ($p < 0.0096$); en S1+T4, se alcanzó el mayor porcentaje de germinación (61%). T50 no presentó diferencias significativas ($p = 0.24$). La investigación demostró que, bajo las condiciones agroclimáticas del municipio de Tumaco, el tratamiento escarificación con imbibición en el sustrato arena proporcionó el mayor valor en la germinación.

Palabras clave: Andiroba; bosque húmedo tropical; escarificación; propagación; semillas.

INTRODUCTION

Tropical forests provide goods and ecosystem services that benefit the communities inhabiting these ecosystems; however, uncontrolled exploitation of wood and non-wood forest products drastically affects biodiversity and the abundance of certain native species (Palacios and Jaramillo, 2016). Indiscriminate deforestation reduces the number of seed trees; therefore, risking the future genetic base and seed propagation (Rojas, 2015). Furthermore, the scarcity of information about native forest species' propagation greatly adds to this problematic (Amaral *et al.*, 2017).

Most tropical forest species propagate sexually; therefore, phytosanitary and genetic aspects are important to obtain quality seedlings that meet commercial expectations (Nascimento *et al.*, 2019). However, many native species are not included in forest production plans and assessments of pre-germination treatments, which is likely due to limited information in rural settings or restricted access to seeds. Furthermore, several industries, environmental authorities, and nursery growers require information about forest seeds' adequate management to achieve efficient and low-cost propagation (Nascimento *et al.*, 2019).

Carapa guianensis Aubl. (Meliaceae), known as andiroba in Brazil (Gonçalves *et al.*, 2018) and tangare in the Pacific coast of Nariño in

Colombia, is a promising native species of rapid growth, reaching a maximum height of 55 m. It is distributed in South America and is native to the Amazon rainforest (Leite and Lima, 2018). This species displays important ecological characteristics, and high commercial value due to its wood and medicinal properties (Gonçalves *et al.*, 2018; Reis *et al.*, 2018) since the oil extracted from its seeds has pharmaceutical applications (Reis *et al.*, 2018). Reproduction is mainly sexual (Lobo and Furtado, 2015); the fruit is a spherical capsule composed of eight seeds that animals disperse (May, 2016; Gonçalves *et al.*, 2018; Leite and Lima, 2018). Seed harvesting is generally done by local communities who lack training regarding seed management, collection methods, or the plant population's analysis or successional structure (Guarino *et al.*, 2014).

The exceptional characteristics of *C. guianensis* promote its high use; however, this exploitation considerably affects its population size and natural areas. Therefore, information about germination dynamics and seed morphology are important to establish seed collection and management guidelines to successfully propagate this species (Abbade and Takaki, 2014; Peixoto *et al.*, 2019). For *C. guianensis*, germination behavior is variable; for instance, 24% to 90% germination can be reached in different periods ranging from days to months (Kossmann *et al.*, 2002; Amaral *et al.*, 2017; Hernández-Coronado *et al.*, 2018). Therefore,

nursery propagation alternatives for this species have led to the use of different pre-germination treatments such as mechanical scarification, sunlight exposure, and seed imbibition in sand and soil substrates (Torres *et al.*, 2017). These methods provide adequate conditions to accelerate and increase germination of the embryo (Viveros *et al.*, 2015).

In this context, and as part of the project entitled “Planification and management strategies for forest plantations in agroecosystems of Colombia”, Corporación Colombiana de Investigación Agropecuaria (Colombian Corporation for Agricultural Research) – AGROSAVIA developed this study to evaluate to evaluate seed germination of *C. guianensis* under different pre-germination treatments and substrates in nursery conditions at the Centro de Investigación El Mira of AGROSAVIA.

MATERIALS AND METHODS

Location. This study was conducted at the Centro de Investigación el Mira of the Corporación Colombiana de Investigación Agropecuaria (AGROSAVIA), which is geographically located at 78°41'22"N and 1°32'58"W, in Tumaco, Department of Nariño (Colombia). The study site is

situated at an elevation of 16 m a.s.l., with a mean precipitation of 3067 mm/year, mean temperature of 25.5°C, and relative humidity of 88% (Reyes *et al.*, 2008).

Seed collection. This study used seeds from Salahonda in the municipality of Francisco Pizarro (Nariño) at 2°02'30"N and 78°39'40"W. The seeds were collected from 10 trees according to the methodology described by Espitia-Camacho *et al.* (2018). The selected trees were visibly healthy and vigorous, with straight, long and accessible trunks, as Torres *et al.* (2017) recommended.

Physical description of the seed. A general description was made of the total seed lot based on eight samples composed of 100 units each, which were individually weighed on a Mettler Toledo tenth of a gram digital scale (Asociación Internacional de Pruebas de Semillas-ISTA, 2005; Espitia-Camacho *et al.* 2018). Next, the biometric properties of the seeds from each repetition were determined based on the following variables: width (mm), length (mm), and thickness (mm), measured using a Mitutoyo digital caliper. Diseased and infected seeds were discarded (Hernández-Coronado *et al.*, 2018) (Figure 1).




Figure 1. Seeds of *C. guianensis*. A: length (mm), B: width (mm), C: thickness (mm).

Pre-germination treatments and substrates.

Three pre-germination treatments and a control were performed (Table 1). According to the study by García *et al.* (2019), the pre-germination

treatments were selected for tropical forest species. The substrates were selected based on Lobo and Furtado (2015), with modified proportions.

Table 1. Pre-germination treatments and substrates used for propagating *C. guianensis*.

Pre-germination treatments	Substrate
T1: control without treatment	S1: sand (100%)
T2: sunlight exposure for 24h + imbibition for 24h	S2: sand and soil (50%-50%)
T3: mechanical scarification	S3: soil (100%)
T4: mechanical scarification + imbibition for 24h	

The substrates were disinfected with dazomet (Theaux, 2015) at a dose of 40g per m²; then, the substrate was covered with plastic for five days and left to settle for 12 more days.

Experimental design. A randomized blocks design with split-plots and four repetitions was implemented. The large plots corresponded to the substrates, namely sand (S1), sand and soil (S2),

and soil (S3) (Santiago *et al.*, 2015). Furthermore, the subplots corresponded to the seed treatments: control without treatment (T1), T2: sunlight exposure for 24h + imbibition for 24h (T2), mechanical scarification (T3), and T4: mechanical scarification + imbibition for 24h (T4). In total, 12 combinations were obtained, and the experimental unit was 20 seeds/pre-germination treatment for a total of 960 seeds (ISTA, 2005) (Figure 2).

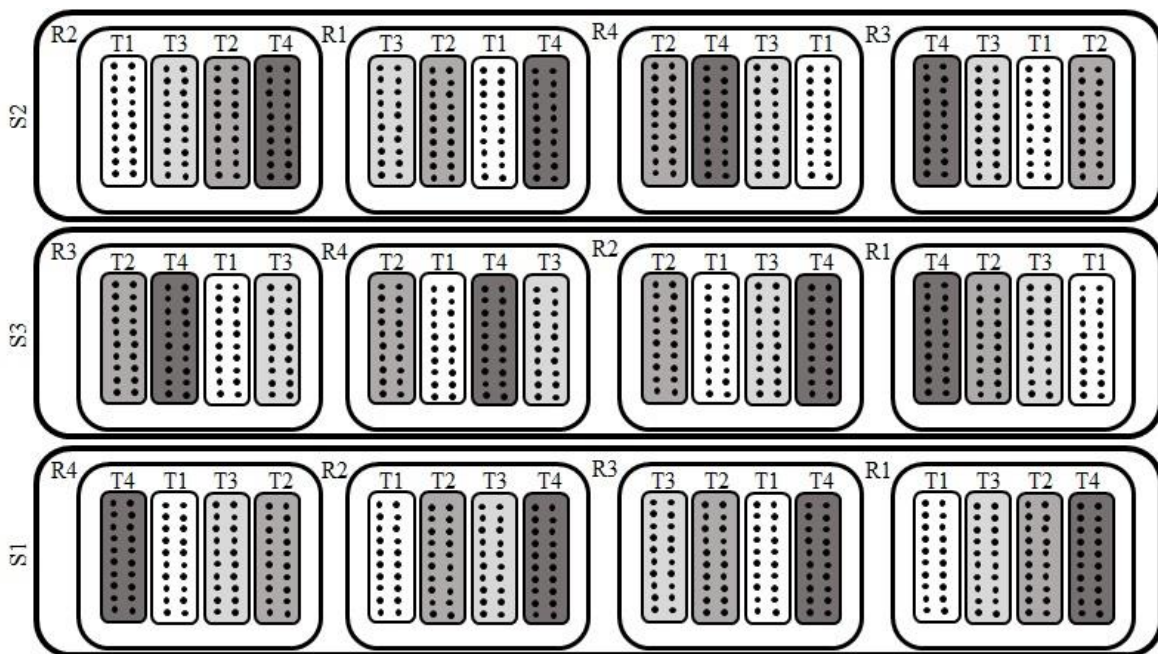


Figure 2. Split-plots design: the main plot = substrates (S1, S2, S3), the subplots = treatments (T1, T2, T3, T4) and four repetitions (R1, R2, R3, R4).

The effects of the pre-germination treatments and substrates were measured as the cumulative germination percentage (CGP) and mean germination time (t_{50}) (Lobo and Furtado, 2015). Furthermore, the initial and final germination percentages were determined (Torres *et al.*, 2017). After planting, the number of germinated seeds was recorded daily until day 42 (i.e., when germination remained constant). A seed was considered to have germinated when the epicotyl grew to at least 1cm (Céspedes, 2018).

The CGP was calculated per experimental unit for each substrate, according to equation 1:

$$\text{CGP} = (\text{Sg}/\text{Ss}) * 100\% \quad [1]$$

Where:

Sg = Number of germinated seeds and

Ss = Number of planted seeds.

The t_{50} was calculated according to equation 2 proposed by Ellis and Roberts (1978). This equation establishes the time needed to reach 50% seed germination (Sánchez-Soto *et al.*, 2017).

$$t_{50} = \frac{[(N/2) - N_1] * (T_2 - T_1)}{N_2 - N_1} + T_1 \quad [2]$$

Where:

N = Final % of germinated seeds.

N_1 = % of germinated seeds prior to N/2.

N_2 = % of germinated seeds after to N/2.

T_1 = Number of days for N_1 .

T_2 = Number of days for N_2 .

t_{50} = Number of days for N/2.

Statistical analysis. The statistical tests were performed using InfoStat version V. 2016. The variables were tested for normality, using the Shapiro-Wilk test and Q-Q plots, as well as homoscedasticity. The treatments, substrates, and their interaction (treatments with substrates)

were analyzed by a variance analysis (ANOVA), followed by Tukey's multiple comparison test. This same analysis was performed for the time of onset of germination and meantime of germination. *P*-values less than 0.05 were considered significant ($P < 0.05$) (Zar, 2010).

RESULTS AND DISCUSSION

Physical description of the seed. The seed weight of *C. guianensis* varied within a broad range (i.e., from 23.36g to 49.60g), with an average of 35.7g. This value is higher than reported by Hernández-Coronado *et al.* (2018), who found an average weight of 22.1g based on 100 seeds. Similarly, Kossmann *et al.* (2002) reported weights between 25 and 32g and established that 30-50 seeds are required to obtain 1kg. In this study, the data indicates that approximately 28 seeds are required per kg. Peixoto *et al.* (2019) found different weights for *C. guianensis*, even seeds from the same fruit, and determined that this variability could be associated with the non-domestication of this species.

The other biometric parameters, such as length, width, and thickness of *C. guianensis* seeds, (Table 2) also showed higher variation than in Teixeira *et al.* (2019), who reported mean values 38.21, 33.56, and 32.95mm, respectively. Several researchers indicate that the agroclimatic conditions of the site can affect seed development, leading to variations in seed size, weight, and morphology (Peixoto *et al.*, 2019). Based on the results shown in Table 2, this seed can be considered extremely large compared to other forest seeds, according to the manual of tropical and subtropical seeds of ISTA (2005).

Table 2. Biometric data of the seed of *C. guianensis*.

Variable	Mean value ± SD
Weight (g)	35.7± 6.07
Length (mm)	59.1±3.59
Width (mm)	54.8±3.28
Thickness (mm)	43.2±4.16

SD: Standard deviation.

Evaluation of germination. The CGP did not show significant differences in response to the substrate ($P=0.9453$); therefore, this variable did not affect germination. These results differ from reports by Severino *et al.* (2005) indicated that forest seeds' germination depends on the substrate since it provides different physical factors such as aeration and humidity. The pre-germination treatments showed significant differences in CGP ($P<0.0001$), as well as the interaction between substrates and pre-germination treatments ($P<0.0096$) (Table 3).

Table 3. Results of the analysis of variance (ANOVA) for the split-plots.

F of V	DF	P-value
Model	20	<0.0001***
Substrates	2	0.9453 ns
Error Factor A	9	0.0018
Treatments	3	<0.0001***
Interaction	6	0.0096**
Error Factor B	27	-
Total	47	-

F of V; factor of the variable. DF; degrees of freedom. p: probability limits of the ANOVA. **: $P < 0.01$; ***: $P < 0.001$; ns: $P > 0.05$. R squared = 0.93. CV= 24.25 Factors: factor A: substrates on germination % and factor B: treatments on germination %.

For pre-germination treatments, Tukey's multiple comparison test indicated that treatments T3, and T4 had the highest values with similar means; therefore, these treatments do not differ and either pre-germination method is suitable (Figure 3).

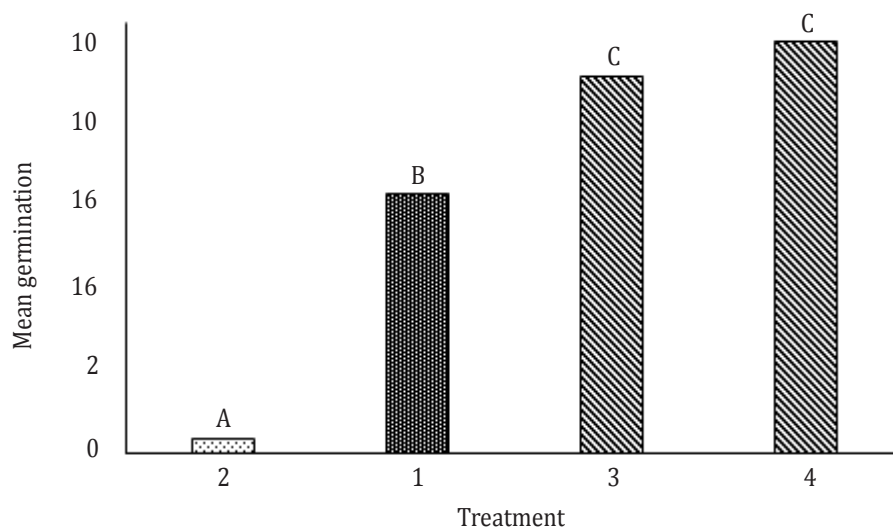


Figure 3. Cumulative germination per pre-germination treatment. Tukey's multiple comparison test. Different letters above the columns indicate a significant difference (Tukey. $P < 0.05$).

According to Figure 3, T2 does not promote germination; this finding differs from Lobo and Furtado (2015) reports. These authors assessed the effect of different levels of sunlight on *C. guianensis* and established that germination is significantly promoted under all light intensity levels. Bewley *et al.* (2013) mention that sunlight exposure can cause water deficits in seeds, affecting the velocity and final germination percentage and germination variability. The results found here suggest that sunlight exposure likely induces photoinhibition of germination; thus, negatively affecting propagation. Several authors suggest that this type of seeds should be planted immediately after collection (Sánchez *et al.*, 2015).

Tukey's multiple comparison test for the interaction between treatments and substrates (Figure 4) indicated five groups (A, B, BC, CD, D). Furthermore, T4 in S1 shows the highest mean germination ($\bar{x}=12.25$), equal to 61% germination. The cumulative germination percentage (Figure 5) was congruent with this result; accordingly, T4 in S1 showed the highest germination percentage than other substrates and treatments. Overall,

C. guianensis was found to germinate gradually, which agrees with reports by Villota (2016) and Hernández-Coronado *et al.* (2018).

No significant differences ($P=0.32$) were found for the initial germination percentage, as shown in Figure 5. However, the highest value was found for T4 in S2, it reached 8% germination on day 18 of the experiment (Figure 5B). Villacorta (2010) reported the same results and determined that this species' onset of germination occurred on day 18 after planting, based on a previous imbibition treatment for 48 hours at room temperature. However, these results differ from those found by Vianna (1982), who assessed the behavior of *Andiroba* seeds in Tapajos National Forest (Santarém, PA). The author reported that onset of germination occurred at day 1, without applying pre-germination treatments. Conversely, Villota (2016) reported that the onset of *Carapa amorphocarpa* W., a species of the same family, occurred on day 43 in sand + soil substrate. Sanchez *et al.* (2019) indicated that *C. guianensis* develops better in very humid substrates, such as soil, storing and retaining moisture.

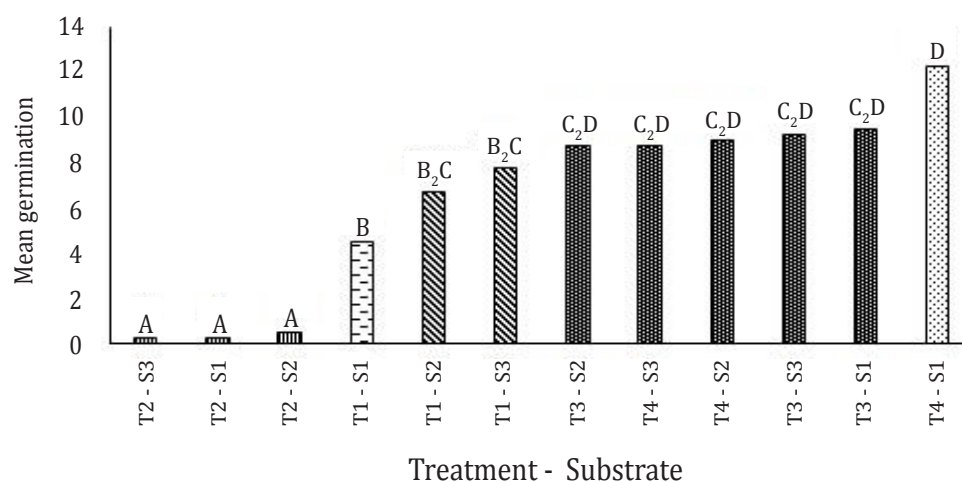


Figure 4. Cumulative germination for pre-germination treatments and substrates interaction. Tukey's multiple comparison test. Different letters above the columns indicate significant differences (Tukey. $P < 0.05$).

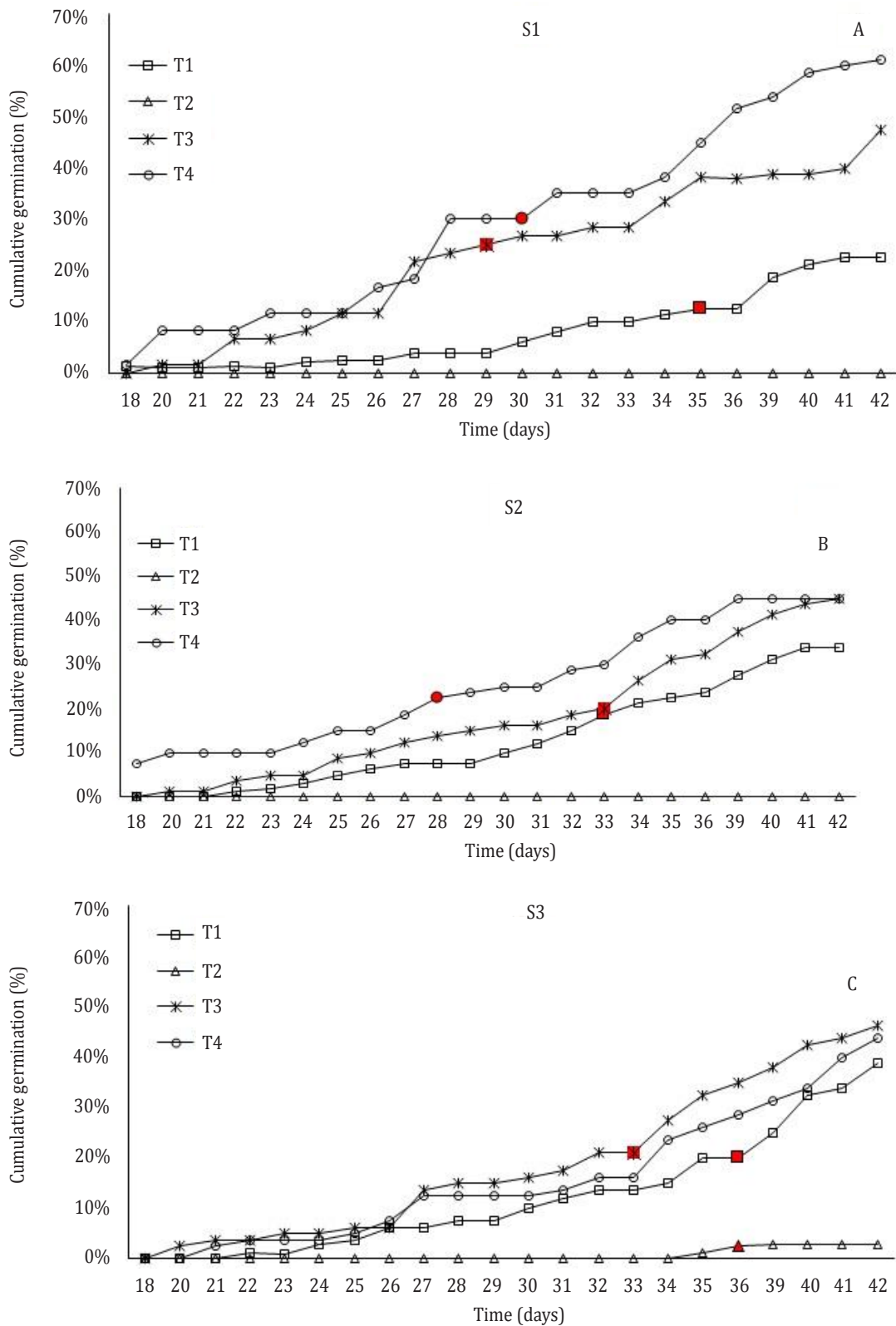


Figure 5. The Behavior of the cumulative germination percentage of *C. guianensis*. A: S1; B: S2; C: S3 under pre-germination treatments: T1; T2; T3; T4. Shapes in red: mean germination time (t_{50}).

Regarding the final germination percentage (Figure 5), T4 in S1 reached 61% after 42 days (Figure 5A), while T2 showed 0% to 3% germination in the same period. These results exceed those reported by Kossmann *et al.* (2002). He determined that *C. guianensis* only reached 30% germination in 40 days without any treatment. Scarano *et al.* (2003) a hard wood tree from the Brazilian Amazon, has large recalcitrant seeds that can germinate and establish in both flood-free (terra-firme) mention that 88% of seeds germinated after 30 days, 82% after 2 months, and 70% after 90 days after a flotation technique applied to different seed lots of *C. guianensis*.

There were no significant differences ($P=0.24$) in t_{50} for the total number of germinated seeds. The mean germination time ranged from 28 to 36 days. The lowest value was obtained for T4 in S2 ($t_{50}=28$ days with 23% germination), indicating that less time was required to reach 50% germination than in other treatments and substrates. Meanwhile, T2 in S3 ($t_{50}=36$ days with 3%) showed the highest mean germination time. Nevertheless, this result is lower than Myers (2013) reported because he found a mean germination time of 65 days of *C. guianensis*. The results differ from those reported for *Swietenia macrophylla* King, a species of the same family (Meliaceae) since it displays a germination time ranging from 8 to 14 days (Céspedes, 2018). Therefore, seed germination and establishment requirements are species-specific and are influenced by the characteristics of the region that the species has adapted to (Sánchez *et al.*, 2019).

CONCLUSIONS

The *C. guianensis* seeds' biometric characteristics from Tumaco-Nariño allow classifying the seeds as relatively large (weight: 35.7g, length: 59.1mm, width: 54.8mm, and thickness: 43.2mm).

A comparison of the CGP of *C. guianensis* reported in different studies, including this study, shows that

germination is highly variable and likely depends on agroecological conditions.

By comparing the CGP with other studies, we determined that germination of *C. guianensis* is highly variable and it likely depends on the agroecological conditions of the site. Therefore, in ecosystems similar to the one found in Tumaco-Nariño, the interaction of mechanical scarification + imbibition for 24h in sand substrate allows cumulative germination of 61%.

The mean germination time ranged from 28 to 36 days; however, it was not affected by the pre-germination treatments and substrates used, indicated by non-significant differences.

ACKNOWLEDGMENTS

The authors thank the Corporación Colombiana de Investigación Agropecuaria (Colombian Corporation for Agricultural Research) (AGROSAVIA) for funding this study and the professional support team at C.I El Mira for their support in collecting the information.

Conflict of interest: The authors declare that there is no conflict of interest.

BIBLIOGRAPHICAL REFERENCES

- Abbade, L.; Takaki, M. (2014). Teste de tetrazólio para avaliação da qualidade de sementes de *tabebuia roseoalba* (ridl.) Sandwith - Bignoniaceae, submetidas ao armazenamento. *Revista Árvore, Viçosa-MG*. 38(2): 233-240.
- Amaral, T.; Furtado, H.; Sousa, L.; Vilas, R.; Rodrigues, W.; Costa, M. da. (2017). Germinação de sementes e crescimento de mudas de andiroba (*Carapa guianensis* Aubl.) em diferentes substratos orgânicos. Brasil: XXX CBA Congresso Brasileiro de Agronomia..

- Bewley J.D.; Bradford K.J.; Hilhorst H.W.M.; Nonogaki H. (2013). *Seeds: Physiology of development, germination and dormancy* (3rd edition). New York: Springer.
- Céspedes, K. (2018). Determinación de los patrones de tinción y efecto de la giberelina sobre la germinación de las semillas de caoba (*Swietenia macrophylla*) y guayacán amarillo (*Handroanthus chrysanthus*). Colombia: Universidad distrital Francisco José de Caldas.
- Ellis, R.H.; Roberts, E. H. (1978). Towards a rational basis for testing seed quality. In: Hebblethwaite, P.D. pp: 605-636. (ed.). *Seed Production*. London: Butterworth.
- Espitia-Camacho, M.; Araméndiz-Tatis, H.; Cardona-Ayala, C. (2018). Biométricas del fruto y semillas en genetic parameters of fruit and seed biometric characteristics in *Pachira aquatica* Aubl. *Rev. U.D.C.A. Act & Div. Cient.* 21(1): 33-42. doi: <https://doi.org/10.31910/rudca.v21.n1.2018.660>
- García, G.; Camilo, B.; Quintero, L.; Guzmán, D. P.; Álvarez, J. (2019). Evaluación de la germinación de *Aniba perutilis* Hemsl. (Comino crespo), procedente del municipio de San Carlos (Antioquia), para el establecimiento de fuentes semilleras. *Encuentro Sennova Del Oriente Antioqueño*. 8-16.
- Gonçalves, H.; Alves, K.; Ferreira, M.; Carvalho, A.; Lameira, O. (2018). Fenología reproductiva de *Carapa guianensis* Aubl. no horto de plantas medicinais da embrapa amazônia oriental. Recovered from <https://ainfo.cnptia.embrapa.br/digital/bitstream/item/192728/1/FENOLOGIA-REPRODUTIVA.pdf>
- Guarino, E. D. S.; Gessner, C.; Oliveira, L. de; Lopes, F.; Raposo, A. (2014). Estrutura etária e espacial de uma população natural de *Carapa guianensis* Aubl. (Meliaceae) na Amazônia Sul Ocidental Age and spatial structure of *Carapa guianensis* Aubl. (Meliaceae) in southwestern Amazon. *Scientia Forestal*. 42(101): 91-99.
- Hernández-Coronado, A.; Rodríguez, A.; Candre, A.; Pinto, I.; Bernilla, A. (2018). Estudio de viabilidad y conservación de semillas de cinco especies vegetales amazónicas como base para la creación de un banco de germoplasma en el municipio de Leticia, Amazonas, Colombia. *Revista del Instituto de Investigaciones de la Amazonía Peruana*, 27(1): 9-23. doi: <https://doi.org/10.24841/fa.v27i7.435>.
- ISTA - International Seed Testing Association. (2005). *ISTA handbook on seed sampling* (2nd ed.). Bassersdorf, Switzerland: ISTA.
- Kossmann, I.; Campana, J.; Barbosa, P. (2002). Sementes e plântulas de andiroba (*Carapa guianensis* AUBL. e *Carapa procera* D. C.): aspectos botânicos, ecológicos e tecnológicos. *Acta*. 32(4): 647-661.
- Leite, A.; Lima, K. (2018). Uso de óleo de andiroba (*Carapa guianensis*) na produção de velas artesanais como instrumento para o ensino de Química. *Ex@tas Online*. 9(2): 39-52.
- Lobo, L.; Furtado, A. (2015). The effect of light quality, temperature and substrate on seed germination and epicotyl development of *Carapa guianensis*, a multi-use neotropical tree. *Journal of Medicinal Plants Research*. 9(18): 582-593. doi: <https://doi.org/10.5897/jmpr2014.5736>
- May, T. (2016). Aspectos de sostenibilidad de productos no maderables forestales con uso curativo en el oeste de Pará, Brasil * Aspects of Sustainability of Non-timber Forest Products Used for Health in Western Pará, Brazil Aspects de la durabilité de produits forestie. *Ambiente y Desarrollo*. 20(38): 69-84. doi: <https://doi.org/10.11144/Javeriana.ayd20-38.aspm>
- Myers, R. L. (2013). Germinación de semillas y supervivencia de plántulas en pantanos dominados por yolillo *Raphia taedigera* (Arecaceae) en las Llanuras de Tortuguero, Costa Rica. *Revista de Biología Tropical*. 61(1): 47-66.
- Nascimento, G. O.; Souza, D. P.; Santos, A. S.; Batista, J. F.; Rathinasabapathi, B.; Gagliardi, P. R.; Gonçalves, J. F. C. (2019). Lipidomic profiles from seed oil of *Carapa guianensis* Aubl. and *Carapa vasquezii* Kenfack and implications for the control of phytopathogenic fungi. *Industrial Crops and Products*. 129: 67-73. doi: <https://doi.org/10.1016/j.indcrop.2018.11.069>
- Palacios, W. A.; Jaramillo, N. (2016). Árboles amenazados del Chocó ecuatoriano. *Avances en Ciencias e Ingeniería*. 8(14): 51-60. doi: <https://doi.org/10.18272/aci.v8i1.508>
- Peixoto, A.; Braga, A.; Lima, R.; Sousa, N.; Fragoso, L.; Reis, M.; Cunha, W.; Pinheiro, A.; Resende, V.; Ferreira, C. (2019). Emergency and Growth of Andiroba Seedlings (*Carapa guianensis* Aubl.) in Function of the Seeds. *Journal of Agricultural*

- Science*. 11(9): 293. doi: <https://doi.org/10.5539/jas.v11n9p293>
- Reis, J.; Lourenço, L.; Madeira, C.; Santos, J. Dos; Nascimento, M. Do. (2018). Caracterização histoquímica de andiroba (*Carapa guianensis* aubl.), para fins fitoterápicos. Recovered from https://www.researchgate.net/publication/330907685_CHARACTERIZACAO_HISTOQUIMICA_DE_ANDIROBA_CARAPA_GUIANENSIS_AUBL_PARA_FINS_FITOTERICOS
- Reyes, R.; Rodríguez, N.; Peña, E.; Bastidas, S. (2008). Crecimiento en vivero de materiales comerciales de palma aceitera (*Elaeis guineensis* Jacq.) en Tumaco, Colombia. *Corpoica Cienc Tecnol Agropecu*. 9(2):12-18.
- Rojas, D. (2015). Árbol de comino (*Aniba perutilis* Hemsley) una planta maderable en peligro de extinción en el sur del departamento del Huila [Universidad Nacional Abierta y a Distancia UNAD]. Recovered from <http://repositorio.unan.edu.ni/2986/1/5624.pdf>
- Sánchez-Soto, B.; Pacheco-Aispuro, E.; Lugo-García, G.; Reyes-Olivas, Á.; García-Montoya, E. (2017). Scarification methods in seeds of *Guaicum coulteri*, an endangered species that inhabits the tropical deciduous forest of northern Sinaloa, Mexico. *Gayana Bot*. 74(2): 262-268. doi: <https://doi.org/10.4067/S0717-66432017000200262>
- Sánchez, A.; Montejo, L.; Gamboa, A.; Albert-Puentes, D.; Hernández, F. (2015). Germinación y dormancia de arbustos y trepadoras del bosque siempreverde de la Sierra del Rosario, Cuba. *Pastos y Forraje*. 38(1): 11-28.
- Sanchez, J.; Pernus, M.; Torres-Arias, Y.; Barrios, D.; Dupuig, Y. (2019). Germination ecology of seeds the tropical and subtropical zones, Cuba View project Current and future potential distribution of the flora and fauna of Cuba: exploring the effects of climate change on terrestrial biota View project. *Acta Botánica Cubana*. 218(2): 77-108. doi: <http://orcid.org/0000-0002-7118-8608>
- Santiago, O.; Vargas, J.; Aldrete, A.; López, J.; Fierros, A. (2015). Sustratos y tamaños de contenedor en el desarrollo de *Hevea brasiliensis* Müll. Arg. en vivero. *Revista Mexicana de Ciencias Forestales*. 6(31): 94-113.
- Scarano, F. R.; Pereira, T. S.; Rôças, G. (2003). Seed germination during floatation and seedling growth of *Carapa guianensis*, a tree from flood-prone forests of the Amazon. *Plant Ecology*. 168(2): 291-296. doi: <https://doi.org/10.1023/A:1024486715690>
- Severino, L. S.; Dionízio, C. G.; Lucena, A. M. A. (2005). Seedling emergence and germination of castor seed planted in different positions. *Revista de Biología e Ciências da Terra*. 5(1).
- Teixeira, M.; Cardoso, M.; Silva, J.; Araújo, B. De.; Sousa, T.; Piloni, M. (2019). Biometria de sementes de andiroba (*Carapa guianensis* e *Carapa procera*) de duas diferentes áreas. In: Carvalho, A. (Ed.), *Ciências Agrárias: Campo Promissor em Pesquisa 2* pp. 56-61. Jardim Carvalho: Atena Editora. doi: <https://doi.org/10.22533/at.ed.1601920068>
- Theaux, P.; Lucalioli, V.; Kiehr, M.; Marinangeli, P. (2015). Influencia de la desinfección química de un sustrato con dicloropropeno + cloropicrina o con dazomet, sobre parametro de calidad de plantines de *Primula acaulis*. Bahía Blanca: Congreso Argentino de Horticultura.
- Torres, J.; Medina, H.; Pinilla, H.; Córdoba, E.; Martínez, M. (2017). Propagación en vivero de la especie forestal *Dipteryx oleífera* Benth. mediante semillas. *Revista Politecnica*. 13(24): 19-26.
- Vianna, N. (1982). Conservação de Sementes de Andiroba (*Carapa guianensis* AUBL.), Brasil: EMBRAPA-CPATU-Circular técnica.
- Villacorta, M. (2010). Ensayo de propagación y crecimiento inicial de *Carapa guianensis* en vivero, CIEFOR. Perú: Universidad nacional de la amazonia peruana.
- Villota, F. (2016). Propagación de *Carapa amorphocarpa* W. empleando diferentes tratamientos, en el noroccidente del Ecuador. Ecuador: Universidad Técnica del Norte.
- Viveros, H.; Hernández, J. D.; Velasco M. V.; Robles, R.; Ruiz, C.; Rentería, A. A.; Martínez M. de J.; Hernández, J.; Hernández, M. L.; (2015). Analisis de semilla, tratamientos pregerminativos de *Enterolobium cyclocarpum* (Jacq.) Griseb. y su crecimiento inicial. *Revista Mexicana de Ciencias Forestales*. 6(30): 52-65.