

MENGA

CONJUNTO
ARQUEOLÓGICO
DÓLMENES DE
ANTEQUERA

AÑO 2017
ISSN 2172-6175

08

REVISTA DE PREHISTORIA DE ANDALUCÍA · JOURNAL OF ANDALUSIAN PREHISTORY



JUNTA DE ANDALUCÍA
CONSEJERÍA DE CULTURA



Organización de las
Naciones Unidas
para la Educación,
la Ciencia y la Cultura

United Nations
Educational, Scientific and
Cultural Organization




Sitio de los Dólmenes de Antequera
Patrimonio Mundial desde 2016

Antequera Dolmens Site
World Heritage since 2016

MENGA 08

REVISTA DE PREHISTORIA DE ANDALUCÍA
JOURNAL OF ANDALUSIAN PREHISTORY

Publicación anual
Año 7 // Número 08 // 2017



ÍNDICE

07 EDITORIAL

12 DOSSIER: NEW PERSPECTIVES IN THE STUDY OF BIOARCHAEOLOGICAL REMAINS FROM THE 3RD MILLENNIUM BC IN SOUTHERN IBERIA

Coordinated by Marta Díaz-Zorita Bonilla

15 Stable isotope analysis of human remains from Los Millares cemetery (Almería, Spain, c. 3200-2200 cal BC): regional comparisons and dietary variability

Anna. J. Waterman, Jess L. Beck, Jonathan T. Thomas and Robert H. Tykot

29 Bioarchaeological approaches to social organization at Marroquíes (Jaén, Spain)

Jess L. Beck

53 Mobility patterns and paleodietary insights into humans and cattle at the Copper Age Mega-site of Valencina (Seville, Spain) through $\delta^{18}\text{O}$ and $\delta^{13}\text{C}$ isotope analyses

Marta Díaz-Zorita Bonilla, K. J. Knudson, Javier Escudero Carrillo, Hervé Bocherens and Leonardo García Sanjuán

71 Mortuary practices in Perdigões (Reguengos de Monsaraz, Portugal): Bio-anthropological approach to Tomb 2

Ana Maria Silva, Mariana Garcia, Inês Leandro, Lucy Shaw Evangelista, Tatiana Rodrigues and Antonio Carlos Valera

88 ESTUDIOS

91 Estudio bioarqueológico de la necrópolis megalítica de Panoría (Darro, Granada)

Marta Díaz-Zorita Bonilla, Gonzalo Aranda Jiménez, Sonia Robles Carrasco, Javier Escudero Carrillo, Margarita Sánchez Romero y Águeda Lozano Medina

117 Los signos del tiempo: documentación e interpretación de los petroglifos calcolíticos de la cueva del Toril (Otíñar, Jaén)

Manuel Serrano Araque, César Esteban López, Francisco Gómez Cabeza, Narciso Zafra de la Torre y Francisco Arias de Haro

143 Las primeras importaciones griegas en Occidente y la cronología de la cerámica geométrica: hacia un nuevo paradigma (II)

Eduardo García Alfonso



180 CRÓNICA

- 183 **El origen del nombre *Menga***
Stefan Ruhstaller
- 193 **Steles, Time and Ancestors in the Megaliths of Antequera, Málaga (Spain)**
Primitiva Bueno Ramírez, Rodrigo de Balbín Behrmann and Rosa Barroso Bermejo

220 RECENSIONES

- 220 **Eduardo García Alfonso**
Alonso Rodríguez Díaz, Ignacio Pavón Soldevila y David M. Duque Espino (eds.): *Historias de tesoros. Tesoros con historia*
- 228 **Eduardo García Alfonso**
Arturo Ruiz Rodríguez y Manuel Molinos Molinos (eds.): *Jaén, tierra ibera. 40 años de investigación y transferencia*

235 NOTICIAS

MENGA 08

REVISTA DE PREHISTORIA DE ANDALUCÍA
JOURNAL OF ANDALUSIAN PREHISTORY

Publicación anual
Año 7 // Número 08 // 2017

DIRECTOR/DIRECTOR

Bartolomé Ruiz González (Conjunto Arqueológico Dólmenes de Antequera)

EDITORES/EDITORS

Gonzalo Aranda Jiménez (Universidad de Granada)
Eduardo García Alfonso (Junta de Andalucía. Delegación Territorial de Cultura, Turismo y Deporte, Málaga)

COORDINADOR DE RECENSIONES/REVIEWS COORDINATOR

María Oliva Rodríguez Ariza (Universidad de Jaén)

SECRETARIA TÉCNICA/TECHNICAL SECRETARY

Victoria Eugenia Pérez Nebreda (Conjunto Arqueológico Dólmenes de Antequera)

CONSEJO EDITORIAL/EDITORIAL BOARD

Gonzalo Aranda Jiménez (Universidad de Granada)
María Dolores Camalich Massieu (Universidad de La Laguna)
Eduardo García Alfonso (Junta de Andalucía. Delegación Territorial de Cultura, Turismo y Deporte, Málaga)
Leonardo García Sanjuán (Universidad de Sevilla)
Francisca Hornos Mata (Museo de Jaén)
Víctor Jiménez Jaimez (Universidad de Southampton)
José Enrique Márquez Romero (Universidad de Málaga)
Dimas Martín Socas (Universidad de La Laguna)
Ana Dolores Navarro Ortega (Museo Arqueológico de Sevilla)
Bartolomé Ruiz González (Conjunto Arqueológico Dólmenes de Antequera)
Arturo Ruiz Rodríguez (Universidad de Jaén)
Carlos Odriozola Lloret (Universidad de Sevilla)
María Oliva Rodríguez Ariza (Universidad de Jaén)
Margarita Sánchez Romero (Universidad de Granada)

CONSEJO ASESOR/ADVISORY BOARD

Xavier Aquilué Abadías (Centro Iberia Graeca, L'Escala, Girona)
Ana Margarida Arruda (Universidade de Lisboa)
Rodrigo de Balbín Behrmann (Universidad de Alcalá de Henares)
Juan Antonio Barceló Álvarez (Universitat Autònoma de Barcelona)
María Belén Deamos (Universidad de Sevilla)
Juan Pedro Bellón Ruiz (Universidad de Jaén)
Joan Bernabeu Aubán (Universitat de València)
Massimo Botto (Consiglio Nazionale delle Ricerche, Roma)
Primitiva Bueno Ramírez (Universidad de Alcalá de Henares)
Jane E. Buikstra (Arizona State University)
Teresa Chapa Brunet (Universidad Complutense de Madrid)
Robert Chapman (University of Reading)
Miguel Cortés Sánchez (Universidad de Sevilla)

Felipe Criado Boado (Consejo Superior de Investigaciones Científicas, Santiago de Compostela)
José Antonio Esquivel Guerrero (Universidad de Granada)
Silvia Fernández Cacho (Instituto Andaluz del Patrimonio Histórico)
Román Fernández-Baca Casares (Instituto Andaluz del Patrimonio Histórico)
Alfredo González Ruibal (Consejo Superior de Investigaciones Científicas, Santiago de Compostela)
Almudena Hernando Gonzalo (Universidad Complutense de Madrid)
Isabel Izquierdo Peraile (Ministerio de Educación, Cultura y Deporte del Gobierno de España)
Sylvia Jiménez-Brobeil (Universidad de Granada)
Michael Kunst (Deutsches Archäologisches Institut, Madrid)
Katina Lillios (University of Iowa)
José Luis López Castro (Universidad de Almería)
Juan Antonio Martín Ruiz (Academia Andaluza de la Historia, Málaga)
Martí Mas Cornellà (Universidad Nacional de Educación a Distancia)
Fernando Molina González (Universidad de Granada)
Ignacio Montero Ruiz (Consejo Superior de Investigaciones Científicas, Madrid)
Arturo Morales Muñoz (Universidad Autónoma de Madrid)
María Morente del Monte (Museo de Málaga)
Leonor Peña Chocarro (Escuela Española de Historia y Arqueología en Roma. CSIC)
Raquel Piqué Huerta (Universitat Autònoma de Barcelona)
José Ramos Muñoz (Universidad de Cádiz)
Charlotte Roberts (University of Durham)
Ignacio Rodríguez Temiño (Conjunto Arqueológico de Carmona)
Robert Sala Ramos (Universitat Rovira i Virgili)
Alberto Sánchez Vizcaíno (Universidad de Jaén)
Stephanie Thiebault (Centre Nationale de Recherche Scientifique, París)
Ignacio de la Torre Sáinz (Institute of Archaeology, University College London)
Juan Manuel Vicent García (Consejo Superior de Investigaciones Científicas, Madrid)
David Wheatley (University of Southampton)
Joao Zilhão (Universitat de Barcelona)

EDICIÓN/PUBLISHED BY

JUNTA DE ANDALUCÍA. Consejería de Cultura



PRODUCCIÓN/PRODUCTION

Agencia Andaluza de Instituciones Culturales
Diseño

DISEÑO/DESIGN

Carmen Jiménez del Rosal

MAQUETACIÓN/COMPOSITION

Francisco José Romero Romero (Agencia Andaluza de Instituciones Culturales)

IMPRESIÓN/PRINTING

PodiPrint

LUGAR DE EDICIÓN/PUBLISHED IN

Sevilla

FOTOGRAFÍAS/PHOTOGRAPHS

Portada / Front cover: El dolmen de Menga. Fotografía de Javier Pérez González / The dolmen of Menga. Photo: Javier Pérez González.

INSTITUCIONES COLABORADORAS/SUPPORTING ENTITIES

Instituto Universitario de Investigación en Arqueología Ibérica (Universidad de Jaén).

Grupo de Investigación: ATLAS (HUM-694) (Universidad de Sevilla).

Grupo de Investigación: GEA. Cultura material e identidad social en la Prehistoria Reciente en el sur de la Península Ibérica (HUM-065) (Universidad de Granada).

Grupo de Investigación: PERUMA. Prehistoric Enclosures Research (Universidad de Málaga).

Grupo de Investigación de las sociedades de la Prehistoria Reciente de Andalucía y el Algarve (GISPRAYA) (Universidad de La Laguna).

ISSN 2172-6175

Depósito legal: SE 8812-2011



Salvo que se indique lo contrario, esta obra está bajo una licencia Reconocimiento-NoComercial-SinObraDerivada 3.0 Unported Creative Commons. Usted es libre de copiar, distribuir y comunicar públicamente la obra bajo las condiciones siguientes:

- Reconocimiento. Debe reconocer los créditos de la obra de la manera especificada por el autor o el licenciadador.
- No comercial. No puede utilizar esta obra para fines comerciales.
- Sin obras derivadas. No se puede alterar, transformar o generar una obra derivada a partir de esta obra.

Al reutilizar o distribuir la obra, tiene que dejar bien claro los términos de la licencia de esta obra. Alguna de estas condiciones puede no aplicarse si se obtiene el permiso del titular de los derechos de autor. Los derechos derivados de usos legítimos u otras limitaciones reconocidas por ley no se ven afectados por lo anterior. La licencia completa está disponible en: <http://creativecommons.org/licenses/by-ncnd/3.0/>

Unless stated otherwise, this work is licensed under an Attribution-NonCommercial-NoDerivs 3.0 Unported Creative Commons. You are free to share, copy, distribute and transmit the work under the following conditions:

- Attribution. You must attribute the work in the manner specified by the author or licensor.
- Noncommercial. You may not use this work for commercial purposes.
- No Derivative Works. You may not alter, transform, or build upon this work.

For any reuse or distribution, you must make clear to others the licence terms of this work. Any of the above conditions can be waived if you get permission from the copyright holder. Where the work or any of its elements is in the public domain under applicable law, that status is in no way affected by the licence. The complete licence can be seen in the following web page: <http://creativecommons.org/licenses/by-nc-nd/3.0/>



Tomb 17 at the cemetery of Los Millares (Santa Fe de Mondújar, Almería).
Photo: Miguel A. Blanco de la Rubia.

STABLE ISOTOPE ANALYSIS OF HUMAN REMAINS FROM LOS MILLARES CEMETERY (ALMERÍA, SPAIN, C. 3200-2200 CAL BC): REGIONAL COMPARISONS AND DIETARY VARIABILITY

Anna J. Waterman¹, Jess L. Beck², Jonathan T. Thomas³ and Robert H. Tykot⁴

Abstract:

The fortified site of Los Millares in southeastern Spain is one of the best-known Copper Age sites in southern Europe and has been studied extensively, improving our understanding of the development of political centralization and social stratification during the 3rd millennium cal BC in the Iberian Peninsula. A unique feature of Los Millares is its expansive cemetery complex, from which human remains of dozens of individuals have been recovered. While burial patterns and grave goods have been key to interpretations of the site, bioanthropological data from the skeletal remains are limited. This study uses stable isotope analysis from human bone to discern dietary patterns from 12 individuals buried at Los Millares and compares these data with other contemporary burial populations in Spain and Portugal. The goal of this study was to evaluate the dietary importance of aquatic resources and domesticated animals during this period. The results of this study point to diets mainly composed of terrestrial proteins with little marine input, despite the site's proximity to the Mediterranean Sea. While these findings are based on a small sample size and more data are needed to clarify these results, larger than expected standard deviations suggest some dietary heterogeneity within this population, with variations in protein sources and plant intake.

Keywords: Los Millares, Copper Age, Diet, Stable Isotopes, Social Complexity.

ANÁLISIS DE ISÓTOPOS ESTABLES DE RESTOS HUMANOS PROCEDENTES DE LA NECRÓPOLIS DE LOS MILLARES (ALMERÍA, ESPAÑA, C. 3200-2200 AC): COMPARACIONES REGIONALES Y VARIABILIDAD DIETÉTICA

Resumen:

El sitio fortificado de Los Millares en el sureste de España es uno de los yacimientos más conocidos de la Edad del Cobre en el sur de Europa y ha sido estudiado extensivamente, mejorando nuestra comprensión del desarrollo de la centralización política y la estratificación social durante el tercer milenio cal AC en la Península Ibérica. Una característica única de Los Millares es la compleja estructura del cementerio, del que se han recuperado restos humanos de numerosos individuos. Mientras que los patrones de enterramiento y los ajueres funerarios han sido claves en la interpretación del sitio, los datos bioantropológicos de los esqueletos todavía son muy limitados. Este estudio utiliza análisis de isótopos estables de restos óseos humanos para discernir los patrones dietéticos de 12 individuos enterrados en Los Millares y compara estos datos con otras muestras contemporáneas de España y Portugal. El objetivo de este estudio ha sido evaluar la importancia dietética de los recursos acuáticos y de los animales domésticos durante este período de transición. Los resultados de este estudio apuntan a dietas compuestas principalmente de proteínas terrestres con poco aporte marino, a pesar de la relativa proximidad del sitio con el Mar Mediterráneo. Existen algunas desviaciones estándar que son más grandes que las esperadas lo cual sugieren una heterogeneidad dietética dentro de esta población, con variaciones en los recursos de proteínas y en la consumición de plantas.

Palabras Clave: Los Millares, Edad del Cobre, Dieta, Isótopos Estables, Estratificación Social.

¹ Department of Natural and Applied Sciences, Mount Mercy University, IA, USA. [awaterman@mtmercy.edu]

² Center for Comparative Archaeology, University of Pittsburgh, PA, USA.

³ Department of Rhetoric, University of Iowa, IA, USA.

⁴ Department of Anthropology, University of South Florida, FL, USA.

Recibido: 09/05/2017. Aceptado: 10/10/2017

1. INTRODUCTION

The archaeological record for Los Millares provides evidence of increasing political centralization and social stratification during the 3rd millennium cal BC before the eventual abandonment of the site in the Early Bronze Age. Despite its importance as a center of political and economic activity in this region and the expansive cemetery complex, little is known about the biological histories of Los Millares' inhabitants. This study uses stable isotope analysis from human bone to discern dietary patterns from 12 individuals buried at Los Millares and compares these data with other contemporary burial populations in Spain and Portugal. The goal of this study is to evaluate the dietary importance of aquatic resources and domesticated animals during this time as information about dietary patterns and breadth may be useful for understanding the relationships between subsistence patterns and social differentiation during this dynamic time period.

2. LOS MILLARES BACKGROUND

Los Millares, interpretations of which have ranged from an egalitarian (Almagro and Arribas, 1963) to a state-level society (Molina *et al.*, 2004), is one of the most significant Copper Age sites in Europe not only because of its sheer size and well-documented archaeological record, but because of the central theoretical role that it plays in discussions of the evolution of social inequality and complex societies in

Late Prehistoric southern Iberia (Gilman, 1976, 1981, 1987, 1996, 2001; Chapman, 1981, 2003; Arribas and Molina, 1984; Díaz-del-Río, 2004; Molina *et al.*, 2004; Esquivel and Navas, 2007; Navas *et al.*, 2008). First excavated in 1891 by Luis Siret (see Siret, 1893a, 1893b), the site is a seven ha walled settlement located at the confluence of the Andarax and Huéchar rivers in Santa Fe de Mondújar in the province of Almería, 20 km from where the Andarax meets the Mediterranean Sea (Fig. 1).

Los Millares was maintained and occupied between 3200-2200 cal BC, with several distinct phases of construction and habitation. The citadel was occupied during Phases I and II, and the three walls and forts were constructed later, during Phase III (Esquivel and Navas, 2007). Over time the site slowly declined and by 2500 BC each of the walls except the citadel had been abandoned. At this point in time, defensive forts (fortines) were erected on the hilltops surrounding the settlements, and by the beginning of the Bronze Age the entire site was abandoned (Díaz-del-Río, 2011).

While Los Millares is similar to other Late Neolithic and Copper Age political centers with large-scale defensive fortifications in Iberia (e.g., Zambujal, Vila Nova de Sao Pedro, Leceia, Santa Justa, and Monte da Tumba), it is unique in its association with an expansive megalithic cemetery complex. The cemetery is located outside of the settlement area, and extends 13 ha beyond the walls of the settlement. It is comprised of dozens of circular burial chambers



Fig. 1. Map of Iberian Peninsula showing location of Los Millares.

(*tholoi*) containing numerous rare imported burial goods such as ostrich eggshell, ivory, amber, and greenstone (Almagro and Arribas, 1963; Gilman, 1976; Harrison and Gilman, 1977). The site also encompasses 13 forts scattered on the hilltops to the southwest of the town, which overlook the course of the Huéchar River.

The inhabitants of Los Millares were mixed agriculturalists who devoted substantial effort to livestock management. The higher number of female animals recovered from the site indicates a strong reliance on secondary products, and Navas *et al.* (2008) suggest that the focus on animal husbandry at Los Millares likely also affected the political and economic organization of the settlement, with domestic husbandry organized by individuals or groups responsible for administering cattle and their resources and assigning and organizing labor.

Settlement architecture includes an inner citadel surrounded by four lines of fortifications, all built of local limestone. The exterior-most wall line contains both internal structures and external bastions, as well as an impressive barbican entrance that admits only one person at a time, limiting access to the interior of the settlement. These physical fortifications may have been bolstered by symbolic fortifications –Oliveira Jorge highlights that the location of the cemetery immediately outside of the exterior-most wall likely acted as a line of preliminary defense, with potential trespassers forced to confront a dangerous mortuary space charged with symbolic potency before even reaching the walls (Oliveira Jorge, 2003: 114). The cemetery itself was one of the first areas of the site to be excavated. Pedro Flores, the foreman for Louis Siret, first excavated 24 tombs in 1892, with more following in later years. In 1943, George and Vera Leisner published information on 75 tombs, and their grave goods, that had been excavated by the Siret team. Later, between 1953 and 1954, Almagro and Arribas exposed the interior of the settlement and the wall lines, re-excavated 21 tombs, and published a detailed map of the site (Chapman, 1981).

While tombs did not vary markedly in size, the cemetery was well-studied in part due to the wealth of grave goods uncovered during early excavations. There is evidence of arsenical copper metallurgy (Harrison and Craddock, 1981; Arribas *et al.*, 1987), the production and use of undecorated ceramics, Bell Beaker ceramics, and distinctly Millaran pottery

incised with ocular or ‘eyed’ images (*symbolkeramik*). About 43 of the tombs investigated in Chapman’s 1981 mortuary analysis contained ‘prestige’ goods of some kind, including ivory, ostrich egg shell, jet, amber, callaïs, greenstone, sea shells, fine pottery, and copper objects. Chapman underscored that prestige goods were carefully recorded by both Flores and the Leisners. His analysis revealed a marked disparity in the frequency and range of grave goods included in the sample of tombs, with some graves containing low frequencies of exotic artifacts, and others containing a greater range and frequency of such materials. In particular, he pointed to Tomb 40, that “contained the highest numbers of ivory (over a dozen) and copper (ten) objects of any tomb, as well as one example each of painted pottery and *symbolkeramik*” (Chapman, 1981:402). Likewise, Tomb 12 contained “the second largest number of ivory grave goods (eleven), 800 ostrich eggshell beads (one of only two tombs in which they occur) and the highest numbers of jet (fifteen) and amber (five) beads” (Chapman, 1981: 402).

The differential inclusion of prestige grave goods within the tombs represents one line of evidence suggesting some form of mortuary status differentiation at Los Millares. When compared to population estimates for the settlement, the limited number of burials also indicates some form of restricted mortuary treatment. Using the burial numbers reported by Siret and the Leisners of approximately 1,980 individuals, Chapman (1981) estimated a burial rate of either 1.5–2 burials per year, depending on how long the site was occupied. Thus, we can expect to only view a small sample of the population who occupied the site over time.

3. STABLE ISOTOPE ANALYSIS

Stable isotope analyses on human and animal remains are an integral part of archaeological and bioanthropological research because stable isotope data can provide a record of dietary and migration patterns. Published literature reviews of isotopic research in archaeology, including Ambrose and Krigbaum, 2003; Katzenberg, 2008; Makarewicz and Sealy, 2015; and Schoeninger and Moore, 1992, provide in depth coverage of the importance and scope of this work. In prehistoric studies, researchers are primarily concerned with stable isotopic accumulations in teeth and bone as these hard tissues are taphonomically durable and are

more likely to survive in the archaeological record. When recovering stable isotope ratios from bone or tooth enamel it is important to recognize that isotopic data reflect the biological processes related to tissue formation. Dental enamel does not remodel over time and thus reflects the isotopic input during the limited window of tooth formation. In contrast, bone is constantly undergoing remodeling processes as it responds to physiological growth, stress and strain, and calcium homeostasis. While different parts of the skeleton may turn over at slightly different rates, it is generally accepted that isotopic values in bone reflect approximately the last ten years of an individual's life (Manolagas, 2000).

Bone is composed of organic protein (collagen) and inorganic minerals (apatite). Past experimental studies have demonstrated that dietary proteins contribute to the stable isotope ratios in bone collagen (Ambrose and Norr, 1993; Richards and Hedges, 1999; Tykot, 2004), while, in contrast, bone apatite ratios reflect whole diet (proteins, carbohydrates, and lipids) (Ambrose and Norr, 1993; Schwarcz, 2000; Tykot, 2002, 2004). In humans and animals $\delta^{13}\text{C}$ and $\delta^{15}\text{N}$ values from bone collagen are used to calculate the dietary protein input of C_3 , C_4 (and CAM) plants and marine and terrestrial animal proteins (Schoeninger and DeNiro, 1984; Ambrose and Norr, 1993; Chisholm *et al.*, 1982; Norr, 1995; Smith and Epstein, 1971; Tykot, 2002), while in bone apatite, $\delta^{13}\text{C}$ values are used to evaluate patterns of C_3 , C_4 and CAM plant consumption and marine protein input within the whole diet. When $\delta^{13}\text{C}$ data on both collagen and apatite are available, calculations of $\delta^{13}\text{C}$ collagen-apatite spacing can provide additional information about dietary patterns. In particular, comparisons of $\delta^{13}\text{C}$ in collagen and apatite can help to quantify the dietary intake of marine versus terrestrial protein and C_3 versus C_4 plants (Kellner and Schoeninger, 2007).

Investigations of oxygen isotope values ($\delta^{18}\text{O}$) from human bones are also informative about mobility and diet in prehistoric populations. In bone apatite, $\delta^{18}\text{O}$ can vary according to water sources and can therefore be used to recognize plants and animals from different geographic locations (Stuart-Williams *et al.*, 1996; White *et al.*, 2004). Additionally, $\delta^{18}\text{O}$ values can be enriched via breastmilk consumption due to the oxygen isotope fractionation between mother and offspring, and, thus, these values can be used to distinguish suckling young and weaning time periods (Fricke and O'Neil, 1996) and animal milk consumption (Lai, 2008).

4. MATERIALS AND METHODS

For this study, samples of human bone from 12 individuals from four tombs (55, 57, 74, and 63) were obtained. These remains are from collections from tombs excavated at the turn of the 20th century and housed at the Museo Arqueológico Nacional (MAN) in Madrid. Due to the fragmentary nature of the collection, and the need to select from bone fragments in accordance with museum protocol, consistent sampling from one skeletal element was not possible. Additionally, only a small number of samples were permitted to be taken for analysis due to the destructive nature of this type of bone chemistry work. The bone samples used in this study include the remains from 2 young children (3-7 years-old), 2 adolescents, and 8 adults. No fauna was available for comparative isotopic analysis, and, at the time of this study, the Los Millares human remains from these tombs had not been fully analyzed. However, in 2011, an analysis of the collection was published (Peña Romo, 2011). For the tombs used in this analysis, this publication reported the following demographic data: Tomb 55 contained 8 adults, 8 nonadults, Tomb 57 contained 25 adults, 15 nonadults, Tomb 63 contained one adult and one nonadult, and Tomb 74 contained 5 adults and 2 nonadults. It was not possible to assess biological sex for any of the individuals interred in these tombs (Peña Romo, 2011).

Each of the bone fragments were prepared and analyzed at the Laboratory for Archaeological Science at the University of South Florida. Bone collagen was extracted by demineralizing whole bone using 2% hydrochloric acid for 72 hours, dissolving base-soluble contaminants using 0.1 M sodium hydroxide (24 hours before and after demineralization), and separating residual lipids with a mixture of methanol, chloroform and water for 24 hours. Collagen pseudomorphs were analyzed for carbon and nitrogen isotopes using a CHN analyzer coupled with a Finnigan MAT Delta Plus stable isotope ratio mass spectrometer using continuous flow. Along with visual analyses and data from the sample preparation, C:N ratios of the analyzed gases were calculated to determine the preservation of collagen and the reliability of the isotope results. Apatite samples were also extracted using established techniques, with removal of organic components using sodium hypochlorite (24 hrs for enamel, 72 hrs for apatite), and of non-biogenic carbonates using buffered 1 M acetic acid (24 hrs). Apatite and enamel samples were analyzed with a

second Finnigan MAT Delta Plus instrument using a Kiel III device with 100% phosphoric acid at 90° C. For both collagen and apatite results, carbon and nitrogen isotope ratios are reported using the delta (*) notation, in parts per mil (‰) relative to the PDB and AIR standards respectively. The precision of the results is approximately $\pm 0.1\text{‰}$ for $\delta^{13}\text{C}$ and $\pm 0.2\text{‰}$ for $\delta^{15}\text{N}$. Further information on isotope analysis methods has been published elsewhere (see Tykot, 2006 and references therein).

5. RESULTS AND DISCUSSION

The results from the collagen and apatite analyses are presented in Table 1. No reliable collagen yields were obtained for individuals 57.25 and 74.1. Collagen yields for the $\delta^{13}\text{C}_{\text{co}}$ ranged from -20.2 to -18.9‰ (average $-19.5 \pm 0.4\text{‰}$). The $\delta^{15}\text{N}$ range was 8.8 to 10.5‰ (average $9.8 \pm 0.6\text{‰}$). For the apatite, $\delta^{13}\text{C}_{\text{ap}}$ ranged from -13.7 to -8.4‰ (average $-11.3 \pm 2.0\text{‰}$) and the $\delta^{18}\text{O}$ ranged -6.4 to -2.8‰ (average $-4.8 \pm 1.2\text{‰}$). Collagen-apatite spacing ranged from 6.5 to 11.2‰ (average $8.4 \pm 1.9\text{‰}$). For three samples the collagen-apatite spacing could not be calculated because of missing collagen or apatite data.

5.1. COLLAGEN RESULTS

When considering the collagen data, the $\delta^{13}\text{C}_{\text{co}}$ and the $\delta^{15}\text{N}$ ranges suggest a diet based on C_3 plants and terrestrial animals (Fig. 2). In general, $\delta^{15}\text{N}$ values

are much higher in fish (~14‰) than in terrestrial animals, and marine predators can exhibit values as high as 20‰ (Schoeninger and DeNiro 1984; Richards and Hedges 1999). Thus, humans consuming large amount of marine proteins can be expected to exhibit much higher $\delta^{15}\text{N}$ ranges (>12‰), whereas the Los Millares individuals exhibited $\delta^{15}\text{N}$ ranges from 8.8 to 10.5‰. Research on terrestrial protein versus marine protein diets has found that, in general, entirely terrestrial protein diets will result in bone $\delta^{13}\text{C}_{\text{co}}$ values of -20 to -21‰, while entirely marine protein diets will result in much higher values in the -12‰ range (Schulging and Richards 2001). Collagen yields for $\delta^{13}\text{C}_{\text{co}}$ in the Los Millares individuals ranged from -20.2 to -18.9‰ (average $-19.5 \pm 0.4\text{‰}$). Thus, we conclude that, despite the settlement's proximity to the sea (~20km), there is little evidence that marine proteins were dietary staples. However, in individuals 55.1 and 57.4, slight enrichments of $\delta^{13}\text{C}_{\text{co}}$ and $\delta^{15}\text{N}$ values, in combination with the apatite results, suggest consumption of at least some seafood. Low standard deviations for isotopic markers (< 0.3‰) point to fairly homogenous diets (Lovell *et al.*, 1986). Standard deviations at Los Millares are 0.4‰ for $\delta^{13}\text{C}$ and 0.6‰ for $\delta^{15}\text{N}$, suggesting some variation in protein intake for its individuals. Enriched nitrogen values may be attributable to freshwater fish intake or to the consumption of omnivores, such as pigs, as these animals occupy higher trophic levels in the food web and pass this enrichment onto the consumer. Zooarchaeological analyses conducted by Navas *et al.* (2008) show high levels of exploitation

Sample	Age	USF #	$\delta^{13}\text{C}_{\text{co}}$	$\delta^{15}\text{N}$	C:N	USF #	$\delta^{13}\text{C}_{\text{ap}}$	$\delta^{18}\text{O}$	$\delta^{13}\text{C}_{\text{co-ap}}$
Ind. 55.0	Adult	12469	-19.6	9.5	3.2	12481	-13.0	-5.6	6.6
Ind. 55.1	Adult 20-35 yr	12470	-18.9	10.5	3.3	12482	-8.4	-2.8	10.5
Ind. 55.6	Adolescent	12471	-20.2	8.9	3.3	12483	-9.0	-4.7	11.2
Ind. 55.15	Child 3-7	12472	-20.0	8.8	3.1	12484	-12.6	-5.6	7.4
Ind. 57.1	Adult	12473	-19.8	9.7	3.3	12485	-12.3	-5.7	7.5
Ind. 57.4	Adult 25-35	12474	-19.2	10.4	3.3	12486	-8.5	-4.7	10.7
Ind. 57.25	Adolescent	12475	*	*	*	12487	-13.3	-4.5	*
Ind. 57.31	Child 3-7	12476	-19.6	9.5	3.2	12488	-10.7	-4.3	8.9
Ind. 74.1	Adult	12477	*	*	*	12489	-13.7	-6.4	*
Ind. 74.3	Young Adult	12478	-19.6	10.1	3.3	12490	-13.1	-5.2	6.5
Ind. 74.0	Adult	12479	-19.5	10.4	3.3	12491	-11.5	-5.9	8.0
Ind. 63.0	Adult	12480	-18.9	9.7	3.2	12492	*	*	*
		ave	-19.5	9.8			-11.5	-5.0	8.6
		sd	0.4	0.6			2.0	1.0	1.8

Table 1. Bone collagen and apatite results for Los Millares individuals

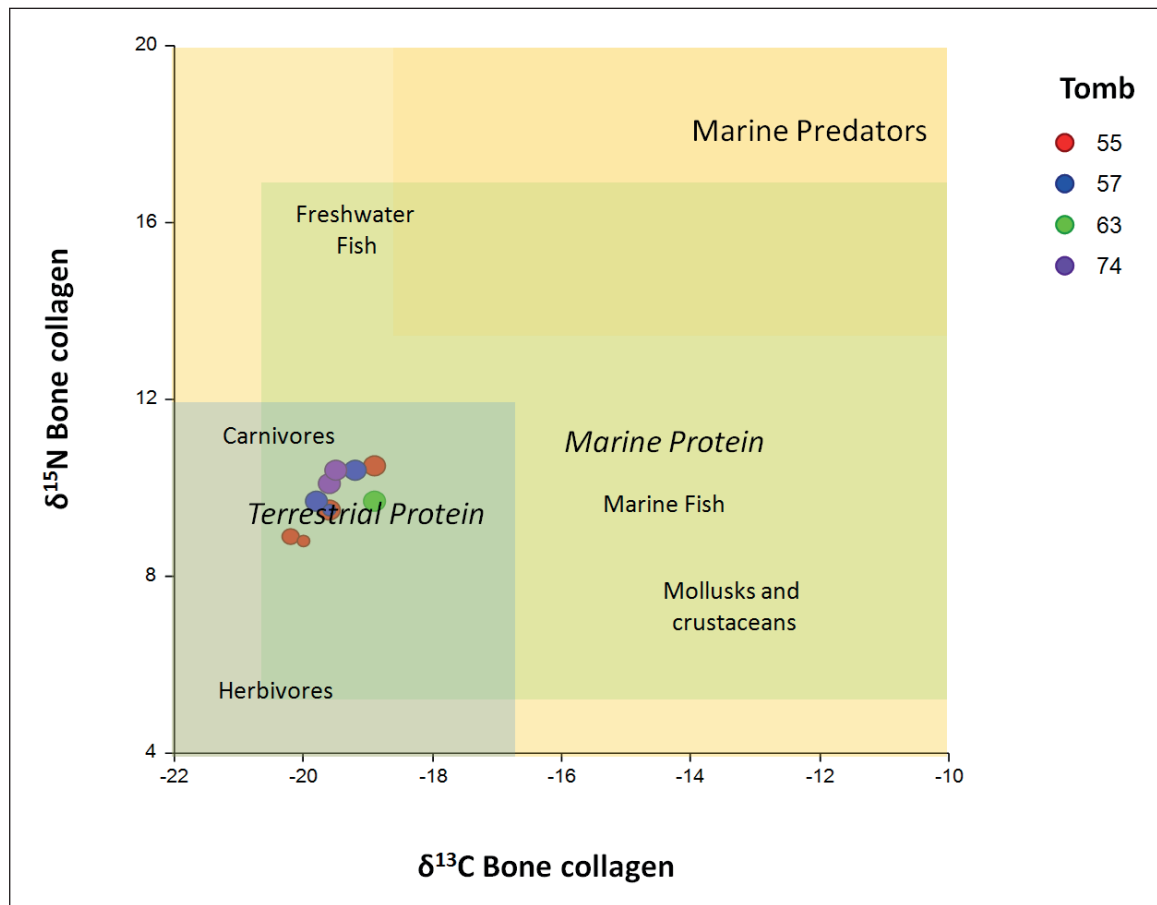


Fig. 2. $\delta^{15}\text{N}$ and $\delta^{13}\text{C}$ collagen values from the sampled humans by tomb. Large circles = adults, medium circles = adolescents and small circles = children. Generalized values for protein sources in Western Europe (after Lai, 2008).

of swine (*Sus domesticus*) in both the wall lines and the hillforts, thus the isotope values may relate to pork consumption.

Published dietary studies on prehistoric Iberian populations which use stable isotopic data have increased in the last several years, allowing for geographic and temporal comparisons with the Los Millares data (Díaz-del-Río *et al.*, 2017; Díaz-Zorita Bonilla, 2017; Fontanals-Coll *et al.*, 2015; García Guixé *et al.*, 2006; McClure *et al.*, 2011, Salazar García, 2009; 2011; Waterman *et al.*, 2016a). The level of isotopic variability in the diets of the sampled humans from Los Millares is similar to other contemporaneous groups in the Iberian Peninsula and is likely indicative of mixed farming economies with supplementation from local wild resources.

The three nonadults exhibit the lowest $\delta^{15}\text{N}$ values of the sample, suggesting that they consumed slightly less meat or fish than the adults. This may indicate culturally mediated differences in adult

and nonadult diet. Differences in meat distribution between adults and children are well known in the ethnographic literature (*cf.* Dettwyler, 1989). However, these lower $\delta^{15}\text{N}$ values may also represent physiological differences related to skeletal growth and development. Delayed growth has been found to lead to isotopic enrichment (Warinner and Tuross, 2010), and conversely, rapid growth during childhood may lead to isotope depletion. However, these relationships are still ill-defined. The recovery of a high percentage (30-50%) of nonadult skeletal remains is common in Neolithic and Copper Age burial throughout the Iberian Peninsula (Beck, 2016), which likely indicated a combination of high fertility and high childhood mortality rates (Waterman and Thomas, 2011). Insufficient protein intake can contribute to morbidity in juveniles, and may reflect a sampling bias as the nonadult individuals in the Iberian prehistoric mortuary record represent the children that did not survive to adulthood. However, we must also underscore that the $\delta^{15}\text{N}$ values for the nonadults in the sample are only slightly lower than

adult values (1-2‰) and are on the high range of $\delta^{15}\text{N}$ for comparative populations in other parts of the Iberian Peninsula (Waterman *et al.*, 2016a).

There are clear differences between Mesolithic and Neolithic diets throughout Western Europe, with a strong reliance on marine protein shown in the former, and a near complete switch to terrestrial proteins demonstrated for the latter (Schulting and Richards, 2002; Tauber, 1983; Richards and Hedges, 1999; Stoddart *et al.*, 2009; Schulting, 2011). While we would expect that this change would be less pronounced at settlements near the sea, this shift is also found in island and coastal contexts. (Lai *et al.*, 2007; Van Strydonck *et al.*, 2002). These dietary changes were likely heavily influenced by increased availability of terrestrial protein sources which resulted from animal domestication. However, this dietary pattern could also point to a cultural shift in food valuation in these growing agricultural communities (Thomas, 2003). It is important to note that when marine protein consumption equals < 20% of protein intake, terrestrial proteins isotopic signatures may “swamp” the marine signatures due to processes of isotopic fractionation during collagen formation (Milner *et al.*, 2004). Therefore it is also possible that marine proteins were of a larger dietary importance than these data suggest.

In the Iberian Peninsula the dietary divergence between Mesolithic and Neolithic populations is strongly apparent in some regions, such as in southwestern Portugal (Carvalho and Petchey, 2013; Lubell *et al.*, 1994; Waterman *et al.*, 2016a), but not in others. For example, at the Mesolithic site of El Collado (Valencia), located Northeast of Los Millares on the Balearic coast, little evidence of dietary transition is found. Here isotopic signatures from human remains have $\delta^{13}\text{C}_{\text{co}}$ values that range from -17.6 to -19.5‰ and $\delta^{15}\text{N}$ values that range from 8.9 to 12.8‰ (N=13) (García Guixé *et al.*, 2006), which are similar to Neolithic patterns in the region. For some individuals in the El Collado sample, carbon and nitrogen values are slightly higher than those found at Los Millares, but still do not indicate that marine protein was a major dietary staple. These studies suggest that on the Mediterranean coast we may see more continuity in diets from the Mesolithic to the Copper Age, with Mesolithic populations similarly relying on terrestrial resources. The few stable isotope studies on humans from other Chalcolithic settlements on the Southeast coast show stable isotope ratios from bone collagen

that are consistent with those from Los Millares (McClure *et al.*, 2011, Salazar García, 2009; 2011). Thus, while there was likely some limited marine input into the diet of populations interred at Los Millares, these data are consistent with the mixed farming economies that are suggested by the archaeological and bioarchaeological record in coastal Spain.

5.2. APATITE RESULTS

The $\delta^{13}\text{C}_{\text{ap}}$ values for the Los Millares samples exhibited more variability than the collagen values (Fig. 3). Because collagen values reflect the protein component of diet and apatite values are reflective of whole diet, this variability likely reflects differences in carbohydrate and fat intake. In strictly C_3 ecosystems, $\delta^{13}\text{C}$ apatite or enamel values should be roughly -14‰, while in C_4 ecosystems the values should be close to -0, and intermediate values suggest mixed diets (Lai, 2008; Tykot *et al.*, 2009; Kohn and Cerling, 2002). For Los Millares three of the sampled individuals have values under -10‰, indicating the likely consumption of some carbon enriched foods. For individuals 55.1 and 57.4, slight corresponding collagen enrichment may indicate some marine protein consumption. However, the Kellner and Schoeninger (2007) model suggests that this $\delta^{13}\text{C}_{\text{ap}}$ enrichment may also be related to a C_4 energy source (carbohydrates) (Fig. 4). Thus, there is a possibility of some C_4 or CAM plant intake, or the carbon enrichment of C_3 plants due to environmental or anthropogenic factors. There are few terrestrial C_4 or CAM plants that are native to Spain, and most are inedible for humans. We know that millet, a C_4 plant, was introduced to Europe and consumed as human food and animal fodder by the Middle Bronze Age (mid 2nd millennium BC) (Rovira Buendía, 2007). However, direct evidence of millets is largely absent from the archaeological record before the 3rd millennium BC in Spain (Moreno Larrazabal *et al.*, 2015; Díaz-del-Río *et al.*, 2017). Another possibility is that humans consumed seaweed, which is also a C_4 plant, or consumed a local wild yet unidentified C_4 plant.

Other isotopic studies of Neolithic and Copper Age human bone and enamel apatite from Southwest Portugal (Waterman *et al.*, 2016a) and Central Spain (Díaz-del-Río *et al.*, 2017), have similarly found unexpected $\delta^{13}\text{C}_{\text{ap}}$ enrichment. Other possible explanations for these results may relate to natural or anthropogenic environmental alterations. Fertilizing

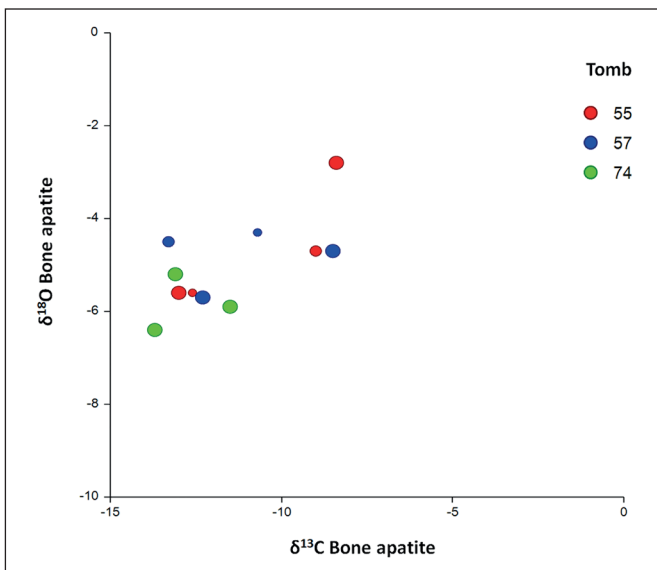


Fig. 3. Scatter plot of bone apatite values. Large circles = adults, medium circles = adolescents and small circles = children.

fields may lead to slight $\delta^{13}\text{C}$ enrichment in C_3 plants by increasing soil salinity (Farquhar *et al.*, 1989). Increasing aridity (Fernández-Crespo *et al.*, 2017: 331) may also lead to isotopic enrichments as plants undergo more water and heat stress. In instances of the “canopy effect,” forest canopies produce more $\delta^{13}\text{C}$ depleted plants on forest floors, which are then consumed by animals. Deforestation leads to higher $\delta^{13}\text{C}$ values in some terrestrial herbivores and their human consumers as they begin to feed in more open landscapes and/or fallow agricultural fields (van der Merwe and Medina, 1991). Thus, this enrichment may be a general trend across the Iberian Peninsula due to more intensive agricultural production and climatic changes with led to increasing aridity across the region (García *et al.*, 2006; López-Sáez *et al.*, 2014; Waterman *et al.* 2016b). Alternatively, the enriched $\delta^{13}\text{C}_{\text{ap}}$ values may represent non-local individuals in these burials, as long distance trade and cultural contact is well documented at this time (*cf.* Asian ivory artifacts recovered from Los Millares [Schuhmacher *et al.*, 2009]), and recent research has identified migrant individuals in some Late Prehistoric burials in the Iberian Peninsula using $^{87}\text{Sr}/^{86}\text{Sr}$ ratios (Díaz-del-Río *et al.*, 2017; Díaz-Zorita Bonilla *et al.*, 2009; Waterman *et al.* 2014).

Concerning the $\delta^{18}\text{O}$ values, for the city of Almería, a weighted mean of -5.5‰ for $\delta^{18}\text{O}$ values in meteoric precipitation collected from 2000-2006 was reported by the Spanish Monitoring Network of Isotopes in Precipitation (REVIP) Díaz-Teijeiro *et al.* (2009). The range of $\delta^{18}\text{O}$ values for the Los Millares humans was

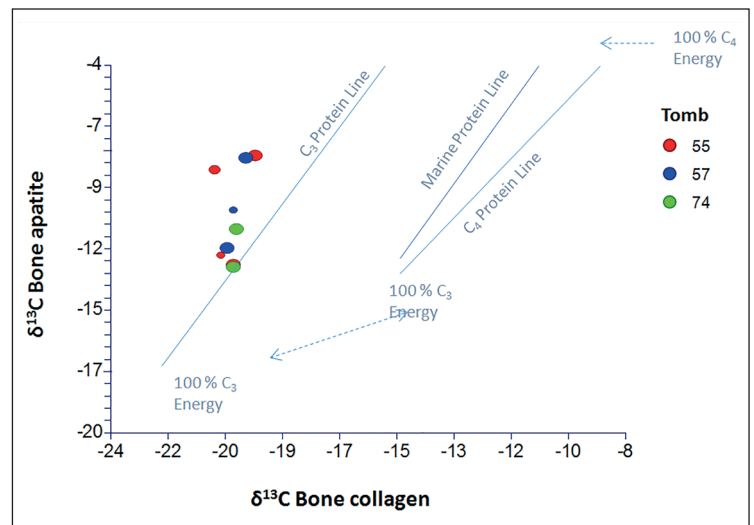


Fig. 4. Scatter plot comparing $\delta^{13}\text{C}_{\text{co}}$ and $\delta^{13}\text{C}_{\text{ap}}$ values for humans by tomb. Large circles = adults, medium circles = adolescents and small circles = children. Linear dietary model for carbon isotopes proposed by Kellner and Schoeninger (2007).

-6.4 to -2.8‰ (average $-4.8 \pm 1.2\text{‰}$) (Fig. 3). Differences between the modern and ancient data could relate to several factors including: isotope fractionation from water source to consumer, variability in water source, and/or climatic fluctuations over time. One individual, 55.1, exhibits strong enrichment in both $\delta^{13}\text{C}_{\text{ap}}$ and $\delta^{18}\text{O}$ values. Since oxygen isotopes reflect water intake and are dependent on local environmental conditions, these divergences may indicate that this individual was a recent immigrant into the region. The $\delta^{18}\text{O}$ enrichment in some individuals may also relate to the consumption of animal milk. As with the consumption of breast milk, consumption of animal milk may also result in higher $\delta^{18}\text{O}$ values (Lai 2008). The gene mutation for lactose persistence had spread throughout populations in Europe by this time (Gerbault *et al.* 2011) and faunal evidence suggests that secondary products, like milk, would have been an important part of the human diet at Lost Millares. However, more data on current environmental and prehistoric values in humans and animals are needed in this region to clarify these findings.

Because of the process of isotope fractionation in food webs, enrichments of $\delta^{15}\text{N}$, $\delta^{13}\text{C}_{\text{ap}}$ and $\delta^{18}\text{O}$, when found in tandem, likely relate to the consumption of higher trophic-level animals, which may include suckling young, omnivores, or marine animals. However, in the case of the sampled Los Millares individuals, the relationships of these values are less strongly patterned, suggesting more variability in the consumption of animal proteins and in plant-based

carbohydrates and fats. This dietary variability fits well with the archaeological record which suggests a variety of domesticated plants and animals made up the regional subsistence base (McClure, *et al.*, 2006; Navas *et al.*, 2008). Based on the data presented in this study, in general, no clear dietary patterns are distinguishable by tomb. However, the small sample size constrains the scope of such comparisons, and, as dating on human remains from other contemporaneous tombs in Spain and Portugal has demonstrated that tombs were reused from long periods of time, the dietary differences may reflect temporal changes as well as dietary heterogeneity within the population (Aranda and Lozano, 2014, 2017; Díaz-Zorita *et al.*, 2016; Waterman *et al.* 2016a). Subsequent research involving isotopic analysis of domesticated animal remains from Los Millares is being considered to further investigate these matters.

6. CONCLUSION

In order to examine dietary patterns, stable isotope values in bone collagen and apatite from 12 individuals buried at Los Millares were examined and compared with data from other contemporaneous burial populations in Spain and Portugal. Results from this study point to a diet mainly composed of terrestrial proteins with little if any marine input, despite the proximity of the site to the sea. The larger than expected standard deviations suggest dietary heterogeneity within this population with variations in both protein sources and plant intake. Dietary energy (carbohydrate) sources, as reflected in the $\delta^{13}\text{C}_{\text{ap}}$ values, are more diverse, with some of the sampled individuals exhibiting enriched $\delta^{13}\text{C}_{\text{ap}}$ values which suggest that a portion of their dietary energy may have come from C_4 or CAM plants. Alternately, these data may reflect anthropogenic environmental changes and/or climatic fluctuations. The diets of the people from Los Millares that were studied appear to be similar to those who are found at other Late Prehistoric sites in the Iberian Peninsula. This likely reflects a regional pattern of mixed agricultural production, supplemented with limited wild and aquatic resources. The obtained $\delta^{18}\text{O}$ values exhibited a broader range, suggesting some variability in water source or perhaps milk consumption. The more strongly divergent $\delta^{18}\text{O}$ values for individual 55.1 may indicate that this individual was a migrant into the region. The findings of this study are based upon a small sample size and more data are needed to clarify

these results. Further investigations which include isotopic data from domesticated and wild animal remains recovered from Los Millares will help clarify these results and add to our knowledge of subsistence patterns in Late Prehistoric southeastern Spain.

ACKNOWLEDGMENTS

Funds for this work were provided by the T. Anne Cleary Dissertation Fellowship. The authors would like to thank Carmen Cacho Quesada of the Museo Arqueológico Nacional in Madrid for generously allowing the authors to sample from the Los Millares collection. We also would like to thank Pedro Díaz del Rio and Katina Lillios for input and support.

BIBLIOGRAPHY

- ALMAGRO, M. and ARRIBAS, A. (1963): "El poblado y la necrópolis megalítica de Los Millares (Santa Fe de Mondújar, Almería)", *Biblioteca Prehistórica Hispánica* III, Madrid.
- AMBROSE, S. and NORR, L. (1993): "Experimental evidence for the relationship of the carbon isotope ratios of whole diet and dietary protein to those of bone collagen and carbonate", *Prehistoric Human Bone: Archaeology at the Molecular Level*, (Lambert, J. B. and Grupe, G. eds.), Springer-Verlag, Berlin, pp. 1-37.
- AMBROSE, S. and KRIGBAUM, J. (2003): "Bone chemistry and bioarchaeology", *Journal of Anthropological Archaeology* 22(3), pp. 193-199.
- ARANDA JIMÉNEZ, G. and LOZANO MEDINA, A. (2014). "The chronology of megalithic funerary practices: a Bayesian approach to Grave 11 at El Barranquete necropolis (Almería, Spain)". *Journal of Archaeological Science* 50, pp. 369-382.
- ARANDA JIMÉNEZ, G., LOZANO MEDINA, A., DÍAZ-ZORITA BONILLA, M., SÁNCHEZ ROMERO, M. and ESCUDERO CARRILLO, J. (2017). "Cultural Continuity and Social Resistance: The Chronology of Megalithic Funerary Practices in Southern Iberia". *European Journal of Archaeology*, <https://doi.org/10.1017/eea.2017.42>.
- ARRIBAS, A. and MOLINA, F. (1984): "The latest excavations of the Copper Age settlement of Los Millares, Almería, Spain", *The Deya Conference of Prehistory*, (Waldren, W. H., Chapman, R., Lewthwaite, S. and Kennard, R. C. eds.), *British Archaeological Reports International Series 229*: Oxford, pp. 1029-1050.

- BECK, J. (2016): "Part of the family: age, identity and burial in Copper Age Iberia", *Theoretical Approaches to Analysis and Interpretation of Commingled Human Remains*, (Osterholtz, A. ed.), Springer International, Cham, pp. 47-73.
- CARVALHO, A. and PETCHEY, F. (2013): "Stable isotope evidence of Neolithic palaeodiets in the coastal regions of Southern Portugal", *The Journal of Island and Coastal Archaeology* 8(3), pp. 361-383.
- CHAPMAN, R. (1981): "The megalithic tombs of Iberia", *Antiquity and Man*, (Evans J. D., Cunliffe, B. and Renfrew, C. eds.), Thames and Hudson, London, pp. 93-106.
- CHAPMAN, R. (1981): "Archaeological theory and communal burial in Prehistoric Europe", *Pattern of the Past: Studies in Honour of David Clarke*, (Hodder, I., Isaac, G. and Hammond, N. eds.), Cambridge University Press, New York, pp. 387-411.
- CHAPMAN, R. (2003): *Archaeologies of Complexity*, Routledge, London.
- CHISHOLM, B., NELSON, D. and SCHWARCZ, H. (1982): "Stable-carbon isotope ratios as a measure of marine versus terrestrial protein in ancient diets", *Science* 216 (4550), pp. 1131-1132.
- DETTWYLER, K. (1989): "Styles of infant feeding: parental/caretaker control of food consumption in young children", *American Anthropologist* 91, pp. 696-703.
- DÍAZ-DEL-RÍO, P. (2004): "Factionalism and collective labor in Copper Age Iberia", *Trabajos de Prehistoria* 61(2), pp. 85-98.
- DÍAZ-DEL-RÍO, P. (2011): "Labor in the making of Iberian Copper Age lineages", *Comparative Archaeologies: The American Southwest (AD 900-1600) and the Iberian Peninsula (3000-1500 BC)*, (Lillios, K., ed.), Oxbow Books, Oxford, pp. 37-56.
- DÍAZ-DEL-RÍO, P., WATERMAN, A. J., THOMAS, J. T., PEATE, D. W., TYKOT, R. H., MARTÍNEZ NAVARRETE, M. I., VICENT, J. M. (2017): "Diet change and mobility patterns in the Late Prehistory of Central Iberia (4000-1400 cal BC). The evidence of radiogenic ($^{87}\text{Sr}/^{86}\text{Sr}$) and stable ($\delta^{18}\text{O}$, $\delta^{13}\text{C}$) isotope ratios." *Archaeological and Anthropological Sciences*, DOI 10.1007/s12520-017-0480-y
- DÍAZ-TEIJEIRO, M., RODRÍGUEZ-ARÉVALO, J., CASTAÑO, S. (2009): "La Red Española de Vigilancia de Isótopos en la Precipitación (REVIP): distribución isotópica espacial y aportación al conocimiento del ciclo hidrológico." *Ingeniería Civil (CEDEX)* 155, pp. 87-97.
- DÍAZ-ZORITA BONILLA, M. (2017): *The Copper Age in South-West Spain: A Bioarchaeological Approach to Prehistoric Social Organization*, BAR International Series S2840, BAR Publishing, Oxford.
- DÍAZ-ZORITA BONILLA, M., ARANDA JIMÉNEZ, G., ESCUDERO CARRILLO, J., ROBLES CARRASCO, S., LOZANO MEDINA, A., SÁNCHEZ ROMERO, M. & ALARCÓN GARCÍA, E. (2016). "Estudio bioarqueológico de la necrópolis megalítica de El Barranquete (Níjar, Almería)". *Menga. Revista de Prehistoria de Andalucía* 7, pp. 71-98.
- DÍAZ-ZORITA BONILLA, M., WATERMAN, A. J., AND KNUDSON, K. J. (2009): "Explorando La Movilidad y Los Patrones Dietarios Durante la Edad del Cobre en el Suroeste de la Península Ibérica: Estudio Preliminar Bioarqueológico del Tholos de Palacio III (Almadén de la Plata, Sevilla) [Exploring Mobility and Dietary patterns in the Copper Age of the Iberian South-West: A Preliminary Bioarchaeological Study of the Palacio III Tholos Tomb (Almadén de la Plata, Sevilla, Spain)]." *Actas del IX Congreso Nacional de Paleopatología. Morella (Els Ports, Castelló)*. 25-28 de Septiembre de 2007 (Polo Cerdá, M. and García Prosper, E. eds.), pp. 669-674.
- ESQUIVEL, J. and NAVAS, E. (2005): "The geometry and the metric used in the enclosure "Fortín 1" at Copper Age site of Los Millares (Almería, Andalusia)", *Journal of Archaeological Science* 32, pp. 1577-1586.
- ESQUIVEL, J. and NAVAS, E. (2007): "Geometric architectural pattern and constructive energy analysis at Los Millares Copper Age Settlement (Santa Fé de Mondújar, Almería, Andalusia)", *Journal of Archaeological Science* 34, pp. 894-904.
- FARQUHAR, G., EHLERINGER, J. and HUBICK, K. (1989): "Carbon isotope discrimination and photosynthesis", *Annual Review of Plant Biology* 40(1), pp. 503-537.
- FERNÁNDEZ-CRESPO, T., MUJICA, J. A., AND ORDOÑO, J. (2017). "Aproximación al patrón alimentario de los inhumados en la cista de la Edad del Bronce de Ondarre (Aralar, Guipúzcoa) a través del análisis de isótopos estables de carbono y nitrógeno sobre colágeno óseo". *Trabajos de Prehistoria* 73(2), pp. 325-334.
- FONTANALS-COLL, M., DÍAZ-ZORITA, M., and SUBIRÀ, M. E. (2015): "A Palaeodietary Study of Stable Isotope Analysis from a High-status Burial in the Copper Age: The Montelirio Megalithic Structure at Valencina de la Concepción-Castilleja de Guzmán, Spain." *International Journal of Osteoarchaeology* 26, pp. 447-459.

- FRICKE, H. and O'NEIL, J. (1996): "Inter- and intra-tooth variation in the oxygen isotope composition of mammalian tooth enamel phosphate: implications for palaeoclimatological and palaeobiological research", *Palaeogeography, Palaeoclimatology, Palaeoecology* 126(1-2), pp. 91-99.
- GARCÍA, J., BLANCO GONZÁLEZ, A. and LÓPEZ SÁEZ, J. A. (2006): La transición Calcolítico-Bronce Antiguo desde una perspectiva arqueológica y ambiental: el Valle Amblés (Ávila) como referencia. *Arqueología Espacial* 26, pp. 37-56.
- GARCIA-GUIXÉ, E., RICHARDS, M. and SUBIR, M. (2006): "Palaeodiets of humans and fauna at the Spanish Mesolithic site of El Collado", *Current Anthropology* 47(3), pp. 549-556.
- GERBAULT, P., LIEBERT, A., ITAN, Y., POWELL, A., CURRAT, M., BURGER, J. and THOMAS, M. G. (2011): "Evolution of lactase persistence: an example of human niche construction". *Philosophical Transactions of the Royal Society B: Biological Sciences* 366(1566), pp. 863-877.
- GILMAN, A. (1976): "Bronze Age dynamics in southeast Spain", *Dialectical Anthropology* 1, pp. 307-319.
- GILMAN, A. (1981): "The development of social stratification in Bronze Age Europe", *Current Anthropology* 22, pp. 1-23.
- GILMAN, A. (1987): "Unequal development in Copper Age Iberia", *Specialization, Exchange, and Complex Societies*, (Brumfiel, E. and Earle, T. eds.), Cambridge University Press, Cambridge, pp. 22-29.
- GILMAN, A. (1996): "Craft specialization in late prehistoric Mediterranean Europe", *Craft Specialization and Social Evolution: In Memory of V. Gordon Childe*, (Childe, V. and Wailes, B. eds.), University of Pennsylvania Museum of Archaeology and Anthropology, Philadelphia, pp. 67-71.
- GILMAN, A. (2001): "Assessing political development in Copper and Bronze Age Southeast Spain", *From Leaders to Rulers*, (Hass, J. ed.), Kluwer Academic/Plenum Publishers, pp. 59-81.
- HARRISON, R. and CRADDOCK P. (1981): "A study of the Bronze Age metalwork from the Iberian Peninsula in the British Museum", *Ampurias* 43, pp. 113-179.
- HARRISON, R. and GILMAN, A. (1977): "Trade in the second and third millennia BC between the Maghreb and Iberia", *Ancient Europe and the Mediterranean*, (Markotic, V. ed.), Aris and Phillips, Warminster, pp. 90-104.
- KATZENBERG, M. A. (2007): "Stable isotope analysis: a tool for studying past diet, demography, and life history." *Biological Anthropology of the Human Skeleton, Second Edition*, pp. 411-441.
- KELLNER, C. and SCHOENINGER, M. (2007): "A simple carbon isotope model for reconstructing prehistoric human diet", *American Journal of Physical Anthropology* 133(4), pp. 1112-1127.
- KOHN, M. and CERLING, T. (2002): "Stable isotope compositions of biological apatite", *Reviews in Mineralogy and Geochemistry* 48(1), pp. 455-488.
- LAI, L., TYKOT, R. H., BECKETT, J. F., FLORIS, R., FONZO, O., USAI, E., MANUNZA, M. R., GODDARD, E. and HOLLANDER, D., (2007). *Interpreting stable isotopic analyses: case studies on Sardinian prehistory*. pp. 114-136.
- LAI, L. (2008): *The Interplay of Economic, Climatic and Cultural Change Investigated through Isotopic Analyses of Bone Tissue: The Case of Sardinia 4000-1900 BC*, PhD Dissertation. University of South Florida, Tampa.
- LÓPEZ-SÁEZ, J. A., ABEL-SCHAAD, D., PÉREZ-DÍAZ, S., BLANCO-GONZÁLEZ, A., ALBA-SÁNCHEZ, F., DORADO, M., RUIZ-ZAPATA, B., GIL-GARCÍA, M., GÓMEZ-GONZÁLEZ, C. and FRANCO-MÚGICA, F., (2014). Vegetation history, climate and human impact in the Spanish Central System over the last 9,000 years. *Quaternary. International*. 353, pp. 98-122.
- LOVELL, N., NELSON, D. and SCHWARCZ, H. (1986): "Carbon isotope ratios in palaeodiet: lack of age or sex effect", *Archaeometry* 28, pp. 51-55.
- LUBELL, D., JACKES, M., SCHWARCZ, H., KNYF, M. and MEIKLEJOHN, C. (1994): "The Mesolithic-Neolithic transition in Portugal: isotopic and dental evidence of diet", *Journal of Archaeological Science* 21(1), pp. 201-216.
- MAKAREWICZ, C. and SEALY, J. (2015): "Dietary reconstruction, mobility, and the analysis of ancient skeletal tissues: expanding the prospects of stable isotope research in archaeology", *Journal of Archaeological Science* 56, pp. 146-158.
- MANOLAGAS, S. (2000): "Birth and death of bone cells: Basic regulatory mechanisms and implications for the pathogenesis and treatment of osteoporosis", *Endocrine Reviews* 21(2), pp. 115-137.
- MCCLURE, S. B., JOCHIM, M. A., and BARTON, C. M. (2006): "Human behavioral ecology, domestic animals, and land use during the transition to agriculture in Valencia, eastern Spain". *Behavioral ecology and the transition to agriculture*, pp. 197-216.

- MCCLURE, S., GARCÍA, O., DE TOGORES, C., CULLETON, B. and KENNETT, D. (2011): "Osteological and paleodietary investigation of burials from Cova de la Pastora, Alicante, Spain", *Journal of Archaeological Science*, 38(2), pp. 420-428.
- MILNER, N., CRAIG, O., BAILEY, G., PEDERSEN, K. and ANDERSEN, S. (2004): "Something fishy in the Neolithic? A re-evaluation of stable isotope analysis of Mesolithic and Neolithic coastal populations", *Antiquity*, 78(299), pp. 9-22.
- MOLINA, F., CÁMARA, J., CAPEL, J., NÁJERA, T. and SÁEZ, L. (2004): "Los Millares y la periodización de la prehistoria reciente del sureste", *Simposios de Prehistoria Cueva de Nerja (Vol. II and III)*, Fundación Cueva de Nerja, Málaga, pp. 142-158.
- MONKS, S. (1997): "Conflict and competition in Spanish prehistory: the role of warfare in societal development from the late fourth to third millennium BC", *Journal of Mediterranean Archaeology* 10(1), pp. 3-32.
- MORENO-LARRAZABAL, A., TEIRA-BRIÓN, A., SOPELANA-SALCEDO, I., ARRANZ-OTAEGUI, A. and ZAPATA, L. (2015): "Ethnobotany of millet cultivation in the north of the Iberian Peninsula", *Vegetation History and Archaeobotany* 24(4), pp. 541-554.
- NAVAS, E., ESQUIVEL, J. and MOLINA, F. (2008): "Butchering patterns and spatial distribution of faunal animal remains consumed at the Los Millares Chalcolithic settlement (Santa Fe de Mondújar, Almería, Spain)", *Oxford Journal of Archaeology* 27, pp. 325-339.
- NORR, L. (1995): "Interpreting dietary maize from bone stable isotopes in the American tropics: the state of the art", *Archaeology in the Lowland American Tropics: Current Analytical Methods and Applications*, (Stahl, P. ed.), Cambridge University Press, Cambridge, pp. 198-223.
- OLIVEIRA JORGE, S. (2003): "Revisiting some earlier papers on the Late Prehistoric walled enclosures of the Iberian Peninsula", *Journal of Iberian Archaeology* 5, pp. 89-136.
- RICHARDS, M., and HEDGES, R. (1999): "Stable isotope evidence for similarities in the types of marine foods used by Late Mesolithic humans at sites along the Atlantic coast of Europe", *Journal of Archaeological Science* 26, pp. 717-722.
- ROVIRA BUENDÍA, N. (2007): *Agricultura y Gestión de los Recursos Vegetales en el Sureste de la Península Ibérica durante la Prehistoria Reciente*, PhD Thesis, Universitat Pompeu Fabra, Barcelona.
- SALAZAR-GARCÍA, D. (2009): "Estudio de la dieta en la población neolítica de Costamar. Resultados preliminares de análisis de isótopos estables de Carbono y Nitrógeno", E. Flors: Torre la Sal (Ribera de Cabanes, Castellón). *La Evolución del Paisaje Antrópico desde la Prehistoria hasta el Medioevo*, *Monografies de Prehistòria i Arqueologia Castellonenques* 8, pp. 411-418.
- SALAZAR-GARCÍA, D. (2011): "Aproximación a la dieta de la población calcolítica de La Vital a través del análisis de isótopos estables del carbono y del nitrógeno sobre restos óseos", *La Vital (Gandia, Valencia). Vida y Muerte en la Desembocadura del Serpis Durante el III y I Milenio A.C.*, (Perez Jordá G., Bernabeu Aubán J., Carrión Marco Y., García-Puchol O., Molina Balaguer L. and Gómez Puche, M. eds.), València, Museu de Prehistòria de València-Diputació de Valencia, pp. 139-143.
- SCHOENINGER, M. and DENIRO, M. (1984): "Nitrogen and carbon isotopic composition of bone collagen from marine and terrestrial animals", *Geochimica et Cosmochimica Acta* 48(4), pp. 625-639.
- SCHOENINGER, M. and MOORE, K. (1992): "Bone stable isotope studies in archaeology", *Journal of World Prehistory* 6(2), pp. 247-296.
- SCHUHMACHER, T. X., CARDOSO, J. L., and BANERJEE, A. (2009): Sourcing african ivory in Chalcolithic Portugal. *Antiquity* 83(322), pp. 983-997.
- SCHULTING, R. (2011): "Mesolithic-Neolithic transitions: An isotopic tour through Europe", *Human Bioarchaeology of the Transition to Agriculture*, (Pinhasi, R. and Stock, J. eds.). John Wiley and Sons, Chichester, pp. 43-62.
- SCHULTING, R. J. and RICHARDS, M. P. (2001): "Dating women and becoming farmers: New palaeodietary and AMS dating evidence from the Breton Mesolithic cemeteries of Teviec and Hoedic." *Journal of Anthropological Archaeology* 20(3), pp. 314-344.
- SCHWARCZ, H. (2000): "Some biochemical aspects of carbon isotopic paleodiet studies", *Biogeochemical Approaches to Paleodietary Analysis*, (Ambrose, S. and Katzenberg M. eds.), Kluwer Academic/Plenum Press, New York, pp. 189-209.
- SIRET, L. (1893a): "L'Espagne préhistorique", *Revue des Questions Scientifiques* XXXIV, pp. 537-560.
- SIRET, L. (1893b): "La fin de l'époque néolithique en Espagne", *L'Anthropologie* 4, pp. 385-404.
- SMITH, B. and EPSTEIN, S. (1971): "Two categories of $^{13}\text{C}/^{12}\text{C}$ ratios for higher plants", *Plant Physiology* 47, pp. 380-384.

- STODDART, S., BARBER, G., DUHIG, C., MANN, G., O'CONNELL, T., LAI, L., REDHOUSE, R., TYKOT, T. and MALONE, C. (2009): "The human and animal remains", *Mortuary Customs in Prehistoric Malta: Excavations at the Brochtorff Circle at Xagra (1987-94)*, (Malone, C., Stoddart, S., Bonanno, A. and Trump, D. eds.), McDonald Institute for Archaeological Research, Cambridge, pp. 315-340.
- STUART-WILLIAMS, H., SCHWARCZ, H., WHITE, C. and SPENCE, M. (1996): "The isotopic composition and diagenesis of human bone from Teotihuacan and Oaxaca, Mexico", *Palaeogeography, Palaeoclimatology, Palaeoecology* 126(1-2), pp. 1-14.
- TAUBER H. (1986): "Analysis of stable isotopes in prehistoric populations" (Herrmann B, ed). *Innovative trends in prehistoric archaeology: Mitteilungen der Berliner Gesellschaft für Anthropologie, Ethnologie und Urgeschichte*.
- THOMAS J. (2003): "Thoughts on the 'Repacked' Neolithic Revolution." *Antiquity* 77(295), pp. 67-74.
- TYKOT, R. H. (2002): "Contribution of stable isotope analysis to understanding dietary variation among the Maya", *Archaeological Chemistry: Materials, Methods, and Meanings*, (Jakes, K. ed.), American Chemical Society, Washington DC, pp. 214-230.
- TYKOT, R. H. (2004): "Stable isotopes and diet: you are what you eat", *Physics Methods in Archaeometry*, (Martini, M., Milazzo, M. and Piacentini, M. eds.), Proceedings of the International School of Physics "Enrico Fermi" Course CLIV, Società Italiana di Fisica, Bologna, pp. 433-444.
- TYKOT, R. H. (2006): "Isotope analyses and the histories of maize", *Histories of Maize: Multidisciplinary Approaches to the Prehistory, Linguistics, Biogeography, Domestication, and Evolution of Maize*, (Staller, J., Tykot R. and Benz, B. eds.). Academic Press, Salt Lake City, pp. 131-142.
- TYKOT, R. H., FALABELLA, F., PLANELLA, M., ASPILLAGA, E., SANHUEZA, L. and BECKER, C. (2009): "Stable isotopes and archaeology in central Chile: methodological insights and interpretative problems for dietary reconstruction", *International Journal of Osteoarchaeology* 19(2), pp. 156-170.
- VAN DER MERWE, N. and MEDINA, E. (1991): "The canopy effect, carbon isotope ratios and foodwebs in Amazonia", *Journal of Archaeological Science* 18(3), pp. 249-259.
- VAN STRYDONCK, M., BOUDIN, M. and EVERYNCK, A. (2002): "Stable isotopes (^{13}C and ^{15}N) and diet: animal and human bone collagen from prehistoric sites on Mallorca, Menorca and Formentera", *British Archaeological Reports, International Series*, 1095(18), Oxford, Archaeopress, pp. 189-197.
- WARINNER, C. and TUROSS, N. (2010): "Brief communication: Tissue isotopic enrichment associated with growth depression in a pig: Implications for archaeology and ecology", *American Journal of Physical Anthropology*, 141(3), pp. 486-493.
- WATERMAN, A. and THOMAS, J. (2011): "When the bough breaks: childhood mortality and burial practice in Late Neolithic Atlantic Europe", *Oxford Journal of Archaeology* 30(2), pp. 165-183.
- WATERMAN, A., TYKOT, R. H. and SILVA, A. (2016a): "Stable isotope analysis of diet-based social differentiation at late prehistoric collective burials in south-western Portugal", *Archaeometry* 58(1), pp. 131-151.
- WATERMAN, A. J., PEATE, D. W., SILVA, A. M., and THOMAS, J. T. (2014): "In Search of Homelands: Using Strontium Isotopes to Identify Biological Markers of Mobility in Late Prehistoric Portugal." *Journal of Archaeological Science* 42C, pp. 119-127.
- WATERMAN, A. J., LILLIOS, K. T., TYKOT, R. H., and KUNST, M. (2016b): "Ecological Change and Economic Practices Between the Third and Second Millennia BC Using Isotope Analyses of Ovicaprid Remains from the Archaeological Site of Zambujal (Torres Vedras), Portugal." *Journal of Archaeological Science: Reports* 5, pp. 181-189.
- WHITE C. D., LONGSTAFFE, F. J. and LAW, K. R. (2004). "Exploring the effects of environment, physiology and diet on oxygen isotope ratios in ancient Nubian bones and teeth." *Journal of Archaeological Science* 31, pp. 233-250.