



International Journal of Developmental  
and Educational Psychology

ISSN: 0214-9877

[fvicente@unex.es](mailto:fvicente@unex.es)

Asociación Nacional de Psicología  
Evolutiva y Educativa de la Infancia,  
Adolescencia y Mayores

Dmitry Georgievich, Sorokov; Marina Gennadyevna, Sorokova  
FEATURES OF PERCEPTION OF THE FAMILY SYSTEMS STATE BY MARRIED  
COUPLES FROM CLUBS OF THE YOUNG FAMILIES

International Journal of Developmental and Educational Psychology, vol. 1, núm. 1, 2013,  
pp. 31-45

Asociación Nacional de Psicología Evolutiva y Educativa de la Infancia, Adolescencia y  
Mayores  
Badajoz, España

Available in: <http://www.redalyc.org/articulo.oa?id=349852058001>

- How to cite
- Complete issue
- More information about this article
- Journal's homepage in [redalyc.org](http://redalyc.org)

[redalyc.org](http://redalyc.org)

Scientific Information System

Network of Scientific Journals from Latin America, the Caribbean, Spain and Portugal

Non-profit academic project, developed under the open access initiative



FAMILIA Y EDUCACIÓN: ASPECTOS POSITIVOS

**FEATURES OF PERCEPTION OF THE FAMILY SYSTEMS STATE  
BY MARRIED COUPLES FROM CLUBS OF THE YOUNG FAMILIES**

**Sorokov Dmitry Georgievich**

PhD in psychology, Professor of Individual and Group psychotherapy department  
of the The Moscow State University of Psychology and Education (MSUPE)  
+7(495) 632-92-12 (work), +7 (905) 518-95-81 (mobile), +7 (499) 175-87-09 (home)

**Sorokova Marina Gennadyevna**

Doctor of pedagogical sciences, PhD in physic-mathematical sciences, professor of the department of applied  
mathematics of the The Moscow State University of Psychology and Education (MSUPE) Russian Federation,  
109443 Moscow, Yunykh Lenintsev str., b. 64, apt. 71  
+7 (967) 063-73-23 (mobile), +7 (499) 175-87-09 (home)

*Fecha de recepción: 6 de diciembre de 2012*

*Fecha de admisión: 15 de marzo de 2013*

**ABSTRACT**

Against the background of an upsurge of a number of psychological problems in nuclear families communal communities – informal family clubs are currently gathering power. This gives a peculiar topicality of the study of a supporting role of such associations. The objective of the study is to identify the features of psychological parameters of matrimonial subsystems of young Moscow families – attendants of the family clubs. Respondents: 103 married couples with one child of a pre-school age – participants of the government program “Affordable Accommodation to Young Families”, out of them 40 couples are an experimental group of families-attendants of “Family Clubs” in the Marjino district of Moscow, and 64 couples – a control group.

An influence of a communal support factor of young families through the family clubs have not been revealed on the overall indices of their family cohesion and family adaptation. A vast majority of families from both groups belongs to a chaotic family system. The positive consequences of the communal support in a form of family clubs are as follows: the indices of family anxiety/uneasiness in the experimental group are significantly lower and the same of the perceived social support are significantly higher.

The overrated indices of a family dysfunction in the EG in comparison with CG may be explained, presumably, by the better awareness of such problems in the course of communication in clubs. One can see a specific substance of the façade showiness in the EG with regards to 3 parameters – family tension, time spent together and the satisfaction of marriage: families with high façade scores are

**FEATURES OF PERCEPTION OF THE FAMILY SYSTEMS STATE BY MARRIED COUPLES FROM CLUBS OF THE YOUNG FAMILIES**

likely inclined to exaggerating problems in these fields. In the EG a share of both well-to-do families in which both spouses are satisfied with the marriage and the same of “rather not well-to-do families” is twice as much of the CG that might be also explained by a peculiarity of the facade in this group.

**Keywords:** communal support in the family clubs, the family system, matrimonial satisfaction, family dysfunction, family anxiety, perceived social support, the façade, the Mann-Whitney U-test, the Chi-square test, the two-way ANOVA

**INTRODUCTION**

In the common situation when a young family is nuclear and spouses are actively working in a profession, a number of its potential psychological problems is sharply increasing and a necessity of its social psychological-pedagogical support, including the communal one, capable answering serious contemporary inquires, becomes extremely topical.

A systematic study of a protective role of social relations (social communal supports) with regards to a person's psychic and physical health started in the 80s of the XX century ([Kholmogorova], 2007), and in connection with a family's support – at the turn of the XXI century (Dolan, 2006; Gilligan, 2000). In the contemporary editions on psychiatry and clinic psychology the thesis that a social support leads to a raise of a well-to-do sensation and improvement of health is considered to be proven ([Kholmogorova], 2007). However due to methodological difficulties of an objective study of various kinds of support it is a rule to speak about the perceived social support. Naturally, one should distinguish the perceived and really obtained support: thus, one may depreciate the obtained support due to one's demands and egocentricity or exaggerate the extensiveness of one's contacts and the amount of support due to one's wish to look successful.

The nowadays situation in a psychological-social family support on the part of organizations authorized by the state is far from being perfect; all signs of crisis of the prevailing paradigm of stigmatization and problem-orientated attitude towards a recipient of the aid are available. First of all, services of this system are not often claimed by families, especially by young families, i.e. by those whom they are orientated to. Secondly, a practice on realization of the government program “Affordable Accommodation to Young Family” shows that even favorable dwelling conditions do not often favor the lowering of a number of divorces, increasing a birth rate, in other words, a decision on the notorious demographic problem; not to mention about a harmonization of structural-functional features of the family systems ([Sorokov], 2012). Thirdly, for last 15 years a share of the theses on psychological scientific specialties touching the family problems does not exceed 2.5%. Finally, an active initiative of the national-social support to young families – their communal (by the way, not only virtual) associations, informal family clubs and actually existing councils of young families' clubs is becoming and gaining strength. An emphasis on activities of such factual communal associations is put on the spouses' capability to be active subjects of their own life, including a collaboration mode with the bodies of a psychological-social support.

It should be noted that 10 years earlier the analogous problems were actual for foreign countries that resulted in radical changes in a family's support policy in countries of the European Union, in USA, Canada and Australia. The relative research works were published in a foreign literature (Dolan, 2006; Ghate, 2002; Gilligan, 2000; Sarafino, 1998; Williams, 1999); there are reviews in the Russian language ([Archakova], 2009).

The given study is summoned to fill in a shortcoming of scientific information on specificity of perception of family systems' state by married couples from the Moscow clubs of young families that may serve a beginning of the deeper psychological studies of a supporting role of the nowadays communal associations.



## FAMILIA Y EDUCACIÓN: ASPECTOS POSITIVOS

**METHOD****The objective of the study**

To reveal specificities of psychological features of marital subsystems of young Moscow families – active participants of family clubs (compared to young families, not included in similar communal active associations).

**Respondents**

103 young married couples with one child of a pre-school age (3-6 full years) – participants of the government program “Affordable Accommodation to Young Families”, residing on terms of a social hire in Houses for young families of the Marjino micro-district of Moscow. Out of them 63 couples belong to a control group (CG) and 40 couples compiled an experimental group (EG) of young families, who during 2 years were taking an active part in the arrangement and systematic work of active communal associations domiciliary – of so called “Family clubs” of the Marjino Youth Center (hereinafter MC). The respondents’ motivation to an examination is an aid in carrying out of studies and interest in their results with a feedback enquiry that was given in the genre of a diagnostic conclusion for clients.

**The empiric method of study**

Is a poll using the following methodologies: “Matrimonial satisfaction” by V.V. Stolin, . . Romanova, G.P. Butenko (hereinafter MS), “Analysis of the family uneasiness” (hereinafter AFU); “German social support questionnaire” ([Kholmogorova], 2007) (hereinafter GSSQ) as well as FASES III-test established for a diagnostics of cohesion and flexibility of the family system ([Spereva], 2001). Apart from it, the “German questionnaire of the family dynamics” was used as an approbation mode (GQFD), being partly validated and standardized by .B. Kholmogorova and S.V. Volikova ([Kholmogorova], 2011; [Volikova], 2006). According to MS inquiry there are data only on 87 families. Total index for a family couple in accordance with each scale is determined as aggregate indices of spouses.

The obtained data were processed by methods of a qualitative analysis using PASWStatistics18.

**THE RESULTS OF THE STUDY****1. The comparative analysis of integral indices on family systems state in EG and CG**

As known ([Leeders], 2006), the integral indices of the family systems state are parameters of the family cohesion and family adaptation. Apart from them the most important index of the family well-to-do is a satisfaction with the marriage: “... a high satisfaction is a guarantee of a marital union, ontological constant of its existence” ([Admiralskaya], 2008, p. 5).

When comparing the EG and CG data on the Mann-Whitney’s test an influence of a communal support factor of young families through the “Families clubs” have not been revealed on total indices of their family cohesion ( $\chi^2 = 0,852$ ) and family adaptation – flexibility of the family system ( $\chi^2 = 0,549$ ). It is necessary to note that an overwhelming majority of families out of the CG (97%) and the EG (95,5%) appeared to belong to a so called chaotic family system (Fig. 1) – with an unstable or limited leadership, impulsive and unreasonable decisions, unclear roles often mixing from one family member to another one. In this case in both samplings no significant differences between the real and ideal models of the family adaptation have been revealed.



FEATURES OF PERCEPTION OF THE FAMILY SYSTEMS STATE BY MARRIED COUPLES FROM CLUBS OF THE YOUNG FAMILIES

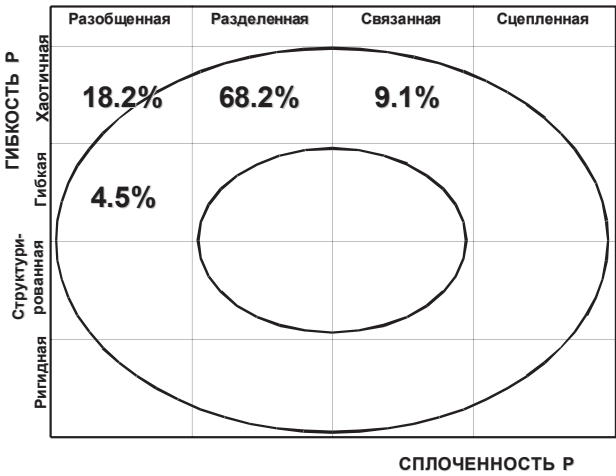



Fig 1. Proportions of Moscow young families belonging to various types of the family systems

In order to have a generalized picture on a marital satisfaction with the help of the Chi-square test according to the available norms a comparison of distribution of EG families and CG families has been carried out. Not all families filled in the MS Questionnaire so the CG was reduced up to 47 families and this could influence the results on a qualitative analysis. The differences between these two classifications have been revealed on the level of a statistic tendency (  $\chi^2 = 0,098$ ,  $p < 0,1$ ) (Table 1).

					signi- p

Table 1. Comparison of indices distributions according to the degree of a marital satisfaction of young families from the EG and CG in accordance with the Chi-square test

A majority of families from both groups has average indices on marital satisfaction, however among the CG families of such are by 20.9% more. In a group of families-participants of family clubs the shares of “polar” indices prevail: low indices – by 9.4%, high – by 11.5%. Thus, according to the given parameter the EG results turned out to be more “polar”. In this case a statistic analysis according to the Wheelcockson test did not show any considerable differences on this parameter



FAMILIA Y EDUCACIÓN: ASPECTOS POSITIVOS

between husbands and wives ( $p = 0,872$ ). This means that among families-participants of family clubs both a share of “well-to-do” families (by Stolin’s terminology) where both spouses are satisfied with the marriage and a share of “rather not well-to-do” families is twice as many than among the families not having such a support.

2. The comparative analysis on indices of family dysfunction assessed by the GQFD questionnaire

Among the applied methodologies the ranges on low, average and high indices are indicated in a specialized literature only for MS questionnaire. We have determined such norms for all other methodologies having considered the given sampling out of 103 families as standardized. The  $M \pm$  range was taken as the standard norm for subscales with a standard distribution of indices. The 16 and 84 percentiles were calculated for other subscales and as a norm the scores range between these values was taken. It was made by analogy with a normal distribution since it is well known that for the normal curve 68% of indices lay within the  $M \pm$  range, in particular on 34% to the right and to the left of the average coinciding in this case with the median.

Further, a distribution comparison of EG and CG families according to the Chi-square test for scales on the GQFD questionnaire was carried out. Statistical significant differences were obtained on the following scales: “Adaptation” ( $p = 0,000, < 0,001$ ), “Roles distribution” ( $p = 0,000, p < 0,001$ ), “Communications” ( $p = 0,000, < 0,001$ ), “Emotionality” ( $p = 0,015, p < 0,05$ ), “Autonomy” ( $p = 0,003, p < 0,01$ ), “Control” ( $p = 0,001$ ), “Norms and values” ( $p = 0,005, p < 0,01$ ). The given comparison reflects one and the same regularity: family shares with average indices in both aggregates are practically equal, and “on edges” are significantly differed: high indices appear much often with families-participants of the family clubs and low indices – much rare than with families not attending the family clubs. Since the given questionnaire assesses a degree of the family dysfunction, the high indices reflect here an unfavorable character of relations and marital couples of the EG look according the mentioned parameters less well-to-do. Herewith is an eloquent example (Table 2).

					signifi- p
p					

Table 2. Comparison of indices distributions in accordance with a degree of development of a family’s ability for a flexible distribution of roles (GQFD) in the EG and the CG according to the Chi-square test

As seen in table 2, a percentage of families with high indices on GQFD “Distribution of roles” scale is higher by 23.7% and a percentage of families with low indices compared to the CG is by 19.7% less. Shares of families with average indices practically coincide in both aggregates. In this event a share of families-participants of family clubs with high indices comes to 30%. It, at first sight, says about a less developed ability of these families, according to their self-concept, to a flexible distribution of roles and obligations between members of this family.

Just as well, according to their self-concept, a capability to be adapted to new conditions, situations, vital cycles (“Adaptation”) is less developed with families-participants of family clubs and to communicate openly together (“Communications”), a circulation of information in more than in a





**FEATURES OF PERCEPTION OF THE FAMILY SYSTEMS STATE BY MARRIED COUPLES FROM CLUBS OF THE YOUNG FAMILIES**

third of such families is distorted. A capability to render each other an emotional support, to show empathy (“Emotionality”) is also less developed with members of a nearly fourth of such families compared to 11.1% in the CG, and low indices according to this scale are absent at all compared to 15.9% in the CG. Among the EG families a percentage of average and high indices according to scale “Autonomy” is higher (by 11.3% and 9.3%, correspondingly) than in the CG. There are no families of this category with low indices at all, meanwhile among the CG families their share comes to even 20.6%. In 12.5% of the EG families versus only 3.2% of the CG families one can note a decline of abilities to establish adequate autonomous relations between each other, i.e. their relations are either inadequately far away or symbiotic. In accordance with the “Control” scale we observe a “shift” of values to the right, i.e. towards high indices in a group of families-participants of family clubs. A share of high indices comes to 27.5% versus 4.8% in the CG families. On the contrary, a ratio of shares on low indices in these groups comes to 5% versus 19%. High indices according to the scale say about a distortion of control in the family, i.e. either about an indifferent attitude to each other, or about the “over-inclusion” and dominance. And finally, one should pay attention to the fact that the EG families in 15% of events demonstrate high indices according to “Norms and valuables” scales that witnesses of drawbacks or absence of adequate norms and valuables accepted by all members of the family. Among the CG families there are only 4.8% of such, but on the other hand there are 19% of those with whom such norms and valuables were successfully worked out. The EG families the low indices witnessing that wellbeing in this regards are completely absent.

To assess more delicate differences between central parameters of the general aggregates of young families attending and not attending family clubs the non-parametric Mann-Whitney test was used since the Kholmogorova-Smirnova test on the normality of both samplings in a series of cases showed the proven differences. The summary tables are given below on results of a statistic analysis only according to scales according to which the differences were revealed (Table 3).

			p
	(n <sub>1</sub> )	(n <sub>2</sub> )	
p			

Table 3. Comparison of average indices according to scales of GQFD methods in EG and CG according to the Mann-Whitney test

In compliance with all GQFD questionnaire scales, except for scales “Façade” (p = 0,150) and “Resistance” (p = 0,630), only the highly reliable differences have been revealed: average indices of families-participants of family clubs are considerably higher than families not attending such clubs (p < 0,001). This confirms the results obtained with the help of the Chi-square test: the situation in the EG family couples based on their self-appraisal, in accordance with the given parameters are less favorable than in the CG family couples. In this case a level of the façade, i.e. a family’s intention to look good, “decently” in somebody’s eyes, hide one’s shortcomings is equal for both family categories as well as a level of resistance.



FAMILIA Y EDUCACIÓN: ASPECTOS POSITIVOS

3. The comparative analysis of indices on family uneasiness ( FU) perceptions by the young couples of a social support (GQSS)

A comparison of EG and CG family distribution according to the Chi-square test has revealed the reliable differences on two scales of AFU questionnaire – “Family guilt of the family members” ( $p = 0,002$ ,  $p < 0,01$ ), “Family uneasiness of the family members” ( $p = 0,002$ ,  $p < 0,01$ ) and three scales of the GQSS questionnaire: “Emotional support” ( $p = 0,008$ ,  $p < 0,01$ ), “Instrumental support” ( $p = 0,001$ ), “Social integration” ( $p = 0,003$ ,  $p < 0,01$ ).

The indices of the family guilt and family uneasiness illustrate the more favorable situation in the EG families. As an example, see below indices distribution according to “Family guilt of the family members” (Table 4).

						p
p						

Table 4. Comparison of indices distributions according to a degree of sensation of a family guilt (AFU) in EG and CG, according to the Chi-square test

The most considerable differences of two distributions are observed in low and average classes of indices. A share of EG families with low indices of the family guilt is by 28.9% higher, and with average indices – by 35.3% less than in the CG. The same regularity takes place in the “Family uneasiness of the family members” scale. Couples-participants of family clubs by 28.9% more often show low indices and by 32.6% more rare – the average results than the couples not attending such clubs. Families’ shares with high indices are approximately equal in both aggregates according to both scales.

An assessment of differences between the central parameters in both aggregates according to the Mann-Whitney test, show that a family guilt (inadequate sense of responsibility for all negative that occurs in a family) and common family uneasiness (sensation that the situation in the family does not depend on the proper efforts and fulfillment of family duties presents an overwhelming task) with EG family members is considerably lower ( $< 0,05$ ). The same tendency ( $< 0,1$ ) is noticeable from the “Family uneasiness of the family’s member” scale (Table 5).

			p
	(n <sub>1</sub> )	2	
p			

Table 5. Comparison of average indices according to AFU questionnaire in the EG and CG on the Mann-Whitney test

The results obtained using the GQSS questionnaire present a special interest, assessing a subject sensation by families of various aspects of a social support. A comparative analysis reflects positive results on participation of young families in family clubs: amongst them by 11.4% higher a





FEATURES OF PERCEPTION OF THE FAMILY SYSTEMS STATE BY MARRIED COUPLES FROM CLUBS OF THE YOUNG FAMILIES

share with a high degree and by 9.9% – with an average degree of sensation of the similar support than in the CG families, and a share with a low degree is by 21.3% less. Below the example for the “Emotional GQSS support” scale is given (Table 6).

						signific- p
p						

Table 6. Comparison of indices distributions according to a degree of sensation expressiveness of emotional support (GQSS) in the EG and CG according to the Chi-square test

Similarly, the average and high indices have a bigger percent in the EG by 16.7% and 71%, correspondingly, – than in the CG. There are no low indices there at all, and at the same time as well as in the CG they come to 23.8%. As for an instrumental support, the picture is not much differed: in the EG again the families have high indices by 25.2% more than in the CG. But then a share of average and low indices is bigger in the CG by 15.6% and by 9%, correspondingly. This means that the CG families more often perceive that they are rendered a certain instrumental support or no support is rendered.

The results on comparison of the central parameters are still more eloquent (Table 7).

A level of the perceived support – emotional (an experience of a positive feeling of intimacy, trust and community) and instrumental (practical or material related to money or things, aid in fulfilling a hard work, release from loadings or other practical assistance) as well as a level of a social integration in micro – and macro social medium (with inclusion in social communal associations within the framework of which one can note a coincidence and ideas about life) among the EG families is considerably higher ( $p < 0,001$ ). Their satisfaction with a social support is also higher ( $< 0,05$ ).

			p
	(n <sub>1</sub> )	2	
p			
p			
p			

Table 7. Comparison of average indices according to the GQSS questionnaire scale in the EG and CG in accordance with the Mann-Whitney test

4. Studies of the aggregate influence of factors “real social support through family clubs” and “façade” on the psychological features of young families

The paradoxical results obtained with the help of the German questionnaire on family dysfunction (GQFD) and witnessing, as it would seem, of big problems with spouses from family clubs, forced us pay attention to the façade factor. Meanwhile if shares of families with a low façade of both categories are approximately equal (15% in the EG versus 11.1% in the CG), then a share of families with a high façade in the EG is twice lower (12.5% in the EG versus 25.4% in the CG).



FAMILIA Y EDUCACIÓN: ASPECTOS POSITIVOS

Since the façade, i.e. a wish to hide drawbacks and embellish the reality is both an important feature of the family system’s state and a not less important proof of authenticity of examination results using scales on self-appraisal, we have considered it as a complementary factor and applied ANOVA 2 3 method of two-way dispersion analysis, where a “real social support through family clubs” became the 1<sup>st</sup> factor (factor A, 2 gradations – “belongs to C» (i. . EG), “does not belong to C» (i. . CG), and 2 – “façade” (factor A, 3 gradations – low, average and high indices). All the remaining psychological features determined in metric scales were considered by turns as a respond. We will remind that the ANOVA two-way test verifies 3 hypotheses: about an absence of influence of factor A (about equality of general average values in family groups EG and CG); about an absence of influence of factor D (about equality of general average values in family groups with low, average and high façade) and about an absence of interaction of the 1<sup>st</sup> and 2<sup>nd</sup> factors (influence of the 1<sup>st</sup> factor does not differ for various levels of the 2<sup>nd</sup> factor and vice versa). Should an influence of any individual factor be revealed this means that there are significant differences at least between a single pair of general average values corresponding to the factor’s gradation; nevertheless it is more interesting if a proved interaction of both factors is revealed, then in this case a nature of such an interaction is established by diagrams of the average values. However it is much more interesting if a proved interaction of both factors is revealed, then a nature of such an interaction is established by diagrams of average values. The method is applied in the following assumptions: distribution of a dependant variable in the compared general aggregates for each of available cells of a dispersion complex must be normal with equal dispersions. Samplings in each cell are accidental and independent, of volume not less than 5 (this provision was always observed by us). But in a special literature it was repeatedly pointed out that a violation of assumption on the normality of distribution does not significantly affect the ANOVA test results and that’s why the verification on the correctness of its application comes to a verification of the hypothesis of the dispersion homogeneity according to the Leaven’s criterion.

The most interesting results of the two-way analysis are given below (Table 8).

	p			
		A	B	A x B
p p p ≤				

Table 8. Assessment of influence of factors: “the real social support through family clubs” and “façade” on indices on the GQFD questionnaire scale by The ANOVA two-way method

In Table 8 those scale on the GQFD questionnaire based on which a proved impact of each factor has been revealed separately but the factors’ interaction has not been revealed. The fact that a social support through family clubs influences upon indices listed in the table, in effect, repeats the results obtained by the Mann-Whitney test that was discussed earlier. But just the greatest interest presents an absence of the aggregate influence of factors (Fig. 2).



FEATURES OF PERCEPTION OF THE FAMILY SYSTEMS STATE BY MARRIED COUPLES FROM CLUBS OF THE YOUNG FAMILIES

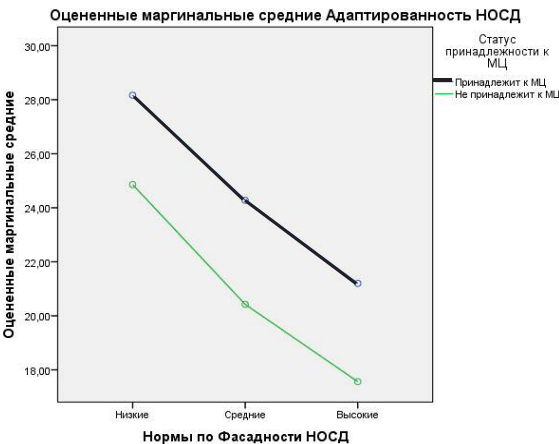


Fig. 2. Diagram of the average values of GQFD “Adaptation” for families with different façade in the EG (“belongs in MC”) and the CG (“does not belong to MC”).

On the diagram (Fig. 2) the upper broken conforms to a sampling of family clubs and reflects the average indices of adaptation for families with low, average and high façade of this category. The low broken characterizes the CG. Both lines are nearly parallel and demonstrate a trend of declining of the average values of self-appraisal of a family adaptation with a growth of the façade in both family categories. In other words, the façade factor equally impacts the indices of adaptation obtained on the basis of the self-appraisal data of both spouses, for both categories of young families. The same is fair for the rest four scales of GQFD questionnaire mentioned above (see Table 8).

The more interesting results are those where the proven aggregate influence of both factors has been revealed or at least the differences on the level of a statistic tendency ( < 0,1), moreover that it concerns such important indices of a psychological family health as the family tension and marital satisfaction.

	p			
		A	B	A x B
P				
p				
p				
p				

Table 9. Assessment of influence of factors “the real social support through family clubs” and “façade” on indices of FU, FASES III and MS questionnaires by the ANOVA two-way method

It follows from Table 9 that individually the factors “the belonging to a family club” and “façade” do not influence upon a family tension but in aggregate have an impact on the level of a statistic tendency ( = 0,079, < 0,1). Let’s see figure 3 in order to illustrate a nature of such an influence.



FAMILIA Y EDUCACIÓN: ASPECTOS POSITIVOS

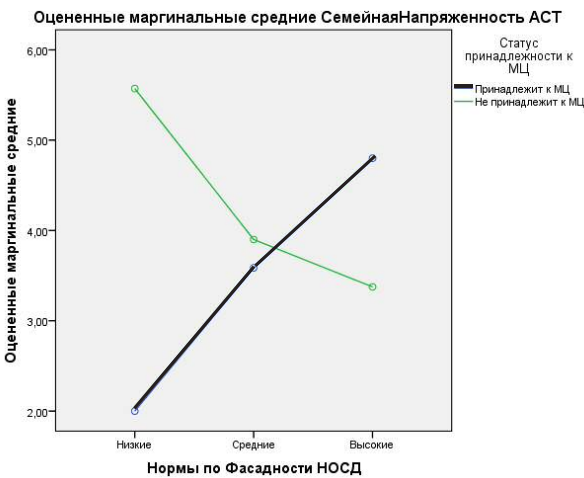


Fig. 3. The diagram of the average values according to the “Family tension” AFU for families with various façade in the EG (“belongs to MC”) and the CG (“does not belong to MC”)

Herewith for families of both categories the opposite tendencies on a change of the average values appear. The average values of family tension are growing with the EG families with the façade raise, and with CG – are on the contrary reducing. It means that the CG families show again an inclination to a suppression of problems associated with spouses’ feeling that a fulfillment of marital obligations presents for them an overwhelming task. Simultaneously the façade content of such couples from a family club is qualitatively different.

If an application of the ANOVA test is absolutely correct for the previous scale, for scales “Time spent together” (where the higher indices the more the family members like to spend their leisure time together) of FASES III questionnaire and “Marital satisfaction” questionnaire MS, it is not quite correct, because the condition of the dispersion equality is not fulfilled. However a statistically reliable interaction of social support factors through family clubs and facade ( $p = 0,001$   $p = 0,027$ ,  $p < 0.05$  correspondingly) has been hereby revealed. Diagrams of the average values allow us give an interpretation of the revealed interaction: in the EG families the more the façade the lower indices on both scales, and for the CG families – with a growth of the façade the indices are on the contrary increasing (Fig. 4). Thus, the CG family couples with the most adequate self-appraisal admit that they do not like too much to spend time in the family circle, and on growth of the façade due to inclination to give socially desired answers, “increase” an inclination to a close family communication. Unlike them, the façade content of couples from a family club in no way can be named a socially desired in the traditional understanding.



FEATURES OF PERCEPTION OF THE FAMILY SYSTEMS STATE BY MARRIED COUPLES FROM CLUBS OF THE YOUNG FAMILIES

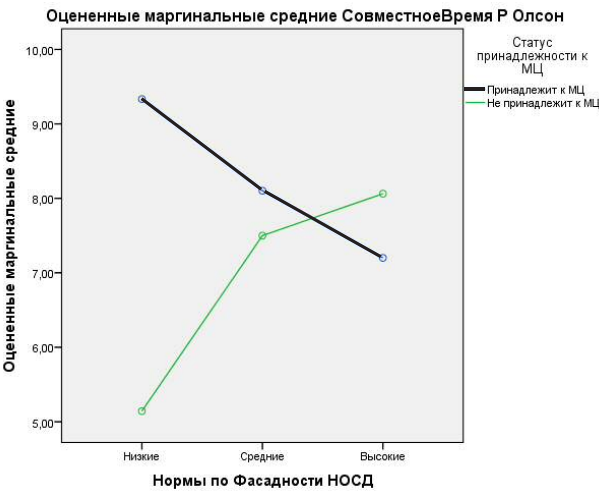


Fig. 4. Diagram of the average values according to “Time spent together ” scale (Fases III) for families with a different façade in the EG (“belongs to MC”) and the CG (“does not belong to MC”)

The CG also demonstrates a tendency on a rise of satisfaction in marriage with a growth of the façade (Fig. 5), that again may be explained by intentions to conform to socially desired apprehensions, and the EG shows the opposite tendency. When more careful examining Fig. 5 one may also notice that the average indices on marital satisfaction with the EG families at low and average façade are practically identical, but at a high façade – they are sharply reducing. And with the CG families the marital satisfaction at average and high facade is approximately equal and is on the same level as with the EG families at low and average façade, however it is considerably lower at a low façade. To reword it, at average façade the marital satisfaction is approximately the same for both categories of families. At a low façade it is considerably lower in the CG, and at a high façade – in the EG.

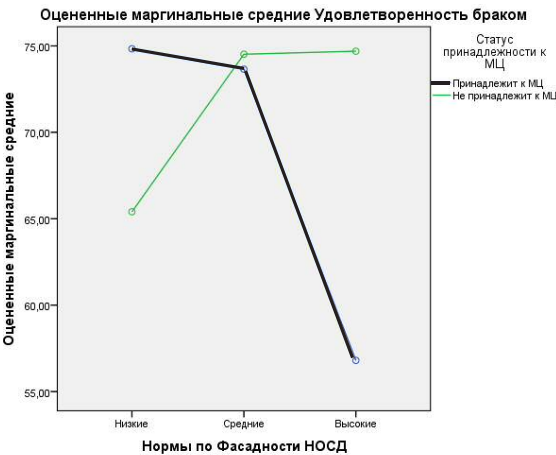


Fig. 5. Diagram of the average values according to the “Marital satisfaction” scale for families with a different façade in the EG (“belongs to MC”) and the CG (“does not belong to MC”)





FAMILIA Y EDUCACIÓN: ASPECTOS POSITIVOS

## DISCUSSION ON THE RESULTS

The obtained results enable discussing specific psychological peculiarities of the state of the family systems of young spouses-Muscovites who are engaged in family clubs.

As well as other young families of the city, the family systems of clubs' members are mainly referred to a balancing "separated" type according to the cohesion parameter and to a extreme "chaotic" type according to a family adaptation parameter. Apparently, the non-specific psychological-social support being rendered in a club, does not allow solving efficiently problems of a family adaptation related to the leadership in the family, impulsiveness and a crudity of decisions, shifting of roles that inevitably results in the unpredictability of what is occurring in a family system. One may presume that a problem of family systems' unbalancing of young Muscovites according to a flexibility parameter lays in a relative disharmony in gender (first of all, matrimonial and parental) directives – what is not surprising if to take into consideration a crisis state of macro-social and micro-social factors effecting the gender self-consciousness of today's spouses in the periods of its active formation in the years of restructuring and the crisis 1990es.

Nevertheless, there are also positive consequences for a state of family systems of communal support in the form of family clubs: their situation is more favorable with all indices of a family uneasiness and perceived social aid that reduces a probability of appearance of serious problems in the field of a psychological health.

The overrated indices in comparison with the CG of family dysfunction serve to be discussed as well as essential shares of "polar" indices on matrimonial satisfaction that, in our opinion, is associated with a specific content of the "façade" with married couples from a family club.

We presume that problems related to various aspects of the family dysfunction exist in all young families but in the CG they are not enough appreciated and are not announced. Perhaps, an extending of awareness of similar problems gained by young couples in the process of a group communication in the club has become a reason for more open answers of both spouses to questions of the self-appraisal GQFD scales. Returning to the results of comparison on both categories of young families on these scales (Table 3), one may assume that the EG families have more not dysfunctions but have a higher degree of awareness of availability of problems related to various aspects of the family systems' dynamics, and there is more adequate self-appraisal of both spouses in this regards. However the awareness is only a step on the way to a solution of problems.

As to the situation related to the façade, we should say that in our study we encountered with the famous and described in scientific literature ([Kholmogorova], 2007; [Volikova], 2006; [Litvinov], 2004) phenomenon of an insufficient awareness and (or) unwillingness to share the existing family problems. In our case for a number of the GQFD questionnaire scales (Table 8) the stronger this becomes apparent the higher the façade of families of both categories appear. The identical tendency on decline of an average value on afore-said scales with a growth of the façade, i.e. a decrease of a dysfunction level, shows a rise of intention to meet the requirements of social desirableness shows, namely, to demonstrate the better ability of a family adaptation to new conditions, vital cycles, to a flexible distribution of roles and obligations among the members of this family, openly communicate with each other as well as establish adequately autonomous relations between themselves and work out adequate norms and valuables accepted by all family members.

And with it there are 3 indices in relation of which the façade content in the EG is absolutely different, being far from the socially desired concepts - this is a family tension (Fig. 3), time spent together (Fig. 4) and satisfaction with a marriage (Fig. 5). If one can proceed from the assumption that couples with a low facade deserve more confidence when using self-appraisal scales of a psychological health (it goes without saying, in the absence of other latent factors), in this event one



**FEATURES OF PERCEPTION OF THE FAMILY SYSTEMS STATE BY MARRIED COUPLES FROM CLUBS OF THE YOUNG FAMILIES**

may propose a hypothesis that there are practically no problems in the EG on fulfillment of family obligations compared to the CG. When the façade is growing the EG families are more inclined to exaggerate their problems in this sphere, and in fact, it is possible that they are also absent in the reality. It is understood that a communication in a family club is not the situation that forces simulate an availability of the problem. We can say about an availability of a new phenomenon of a specific façade of member of a family club, when an exaggeration of some problems related to the family tension as well as satisfaction with a marriage and time spent together is considered as "good manners".

Since knowledge of the façade level is so important for interpretation of the data of self-appraisal scales, we returned to Table 1 and checked the façade level on the data base both with very low and average indices of matrimonial satisfaction in the EG and the CG. Since the indices on MS of families with low and average façade deserve credit first of all, there are 62.5% of such amongst 8 families with low MS in the EG, and 80% - out of the 5 CG. A low MS with 37.5% of such families in the EG and 20% in the CG are doubtful due to its high façade. One may assume that a great share of families in the EG showed a low MS due to a great share of the façade families among them with a specific façade content, i. e. inclined to a partial exaggeration of problems associated with matrimonial satisfaction. If we now start to consider families with high MS of both groups, then there are no couples with a high façade among them in the EG at all, and in the CG – 25%. Such being the case, a high MS self-appraisal deserves credit and perhaps there is in fact a high percentage of couples being rather satisfied with a marriage there than in the CG. This proves of a favorable family climate in young families among the club members.

The "other façade" is not an excess of separate family couples. We have revealed a possible transformation of the content of the original façade.

**BIBLIOGRAPHIC REFERENCES**

- Адмиральская И.С. Отношение супругов к себе и друг к другу и удовлетворенность браком / *Психологическая наука и образование*. № С
- Арчакова Т.О. Программы психолого-социальной поддержки родительства [Электронный ресурс] *Электронный сборник статей*. № URL: h дата обращения .
- Воликова С.В. Системно-психологические характеристики родительских семей пациентов с депрессивными и тревожными расстройствами дис канд психол наук. М Моск НИИ психиатрии
- Лидерс А.Г. *Психологическое обследование семьи*. М Академия.
- Литвинов А.Г. Эмоциональные нарушения личностные особенности и качество жизни у подростков с психосоматическими расстройствами дис канд мед. наук М.: Моск НИИ психиатрии.
- Сороков Д.Г. *Современная московская молодая семья* (по результатам апробации системы социо-психологического мониторинга М ГБУ МЦ Марьино .
- Сорокова М.Г. *Математические методы в психологии непараметрическая статистика*. М МГППУ.
- Спирева Е.Н. Удовлетворенность браком в зависимости от структурно-функциональных характеристик семьи Е.Н Спирева А.Г Лидерс / *Журнал практического психолога*. № .
- Холмогорова А.Б. *Интегративная психотерапия расстройств аффективного спектра*. М Медпрактика-М.
- Холмогорова А.Б. *Методики исследования социальных сетей и социальной поддержки* А.Б Холмогорова Г.А Петрова Н.Г Гаранян М МГППУ.



FAMILIA Y EDUCACIÓN: ASPECTOS POSITIVOS

- Dolan, P. (2006). Assessment, Intervention and Self Appraisal Tools for Family Support / Pat Dolan // *Family Support as Reflective Practice*. London : Jessica Kingsley Publications. Pp. 196–213.
- Ghate, D. (2002). *Parenting in Poor Environments: Stress, Support and Coping* / Deborah Ghate & Neal Hazel. London : Jessica Kingsley Publications.
- Gilligan, R. (2000). Family support: issues and prospects / R. Gilligan // *Family Support: Directions from Diversity*. London : Jessica Kingsley Publishers.
- Sarafino, E.P. (1998). *Health Psychology: Biopsychosocial Interactions* / Edward P. Sarafino. Wiley.
- Williams, D.R. (1999). Race, stress, and physical health: The role of group identity / D. R. Williams, M. S. Spencer & J. S. Jackson // *Self, social identity, and physical health: Interdisciplinary explorations*. NY : Oxford University Press. p. 71–100.